

Lassa fever Situation Report

Epi Week 04: 20 – 26 January 2020

Key points

Table 1: Summary of current week (04) indicators

| Suspected cases | Confirmed cases | Probable cases | Deaths (Confirmed cases) | Case Fatality Rate (CFR) | States and LGAs affected (Confirmed cases) |
|-----------------|-----------------|----------------|--------------------------|--------------------------|--|
| 318 | 95 | 3 | 19 | 20.0% | State(s): 19 LGA(s): 56 |

Table 2: Cumulative data compared to previous year (week 1–week 04)

| Suspected cases | | Confirmed cases | | Deaths (Confirmed cases) | | CFR | |
|-----------------|------|-----------------|------|--------------------------|------|-------|-------|
| 2019 | 2020 | 2019 | 2020 | 2019 | 2020 | 2019 | 2020 |
| 539 | 689 | 213 | 258 | 42 | 41 | 19.7% | 15.9% |

Highlights

- In week 04, the number of new confirmed cases has increased from 81 cases in week 3, 2020 to 95 cases. These were reported from 19 states (Ondo, Edo, Ebonyi, Enugu, Kano, Borno, Nasarawa, Kogi, Rivers, Abia, Adamawa, Benue, Kaduna, Delta, Taraba, Plateau, Bauchi, Osun and Ogun) (Table 3).
- The number of deaths has increased. The overall case fatality rate (CFR) for 2020 is (15.9%) which is lower than the CFR for the same period in 2019 (19.7%) (Table 2).
- In total for 2020, 19 states have recorded at least one confirmed case across 60 Local Government Areas (Figure 3).
- Of all confirmed cases, 89% are from Edo (38%), Ondo (38%) and Ebonyi (11%) states.
- The predominant age-group affected is 11-40 years (Range: >1 to 60 years, Median Age: 33 years). The male to female ratio for confirmed cases is 1:1 (Figure 4).
- The number of suspected cases has increased but is lower than the numbers reported in 2019.
- Five Health Care Workers -Kano (3), Taraba (1) and Borno (1) were affected in the reporting week 04

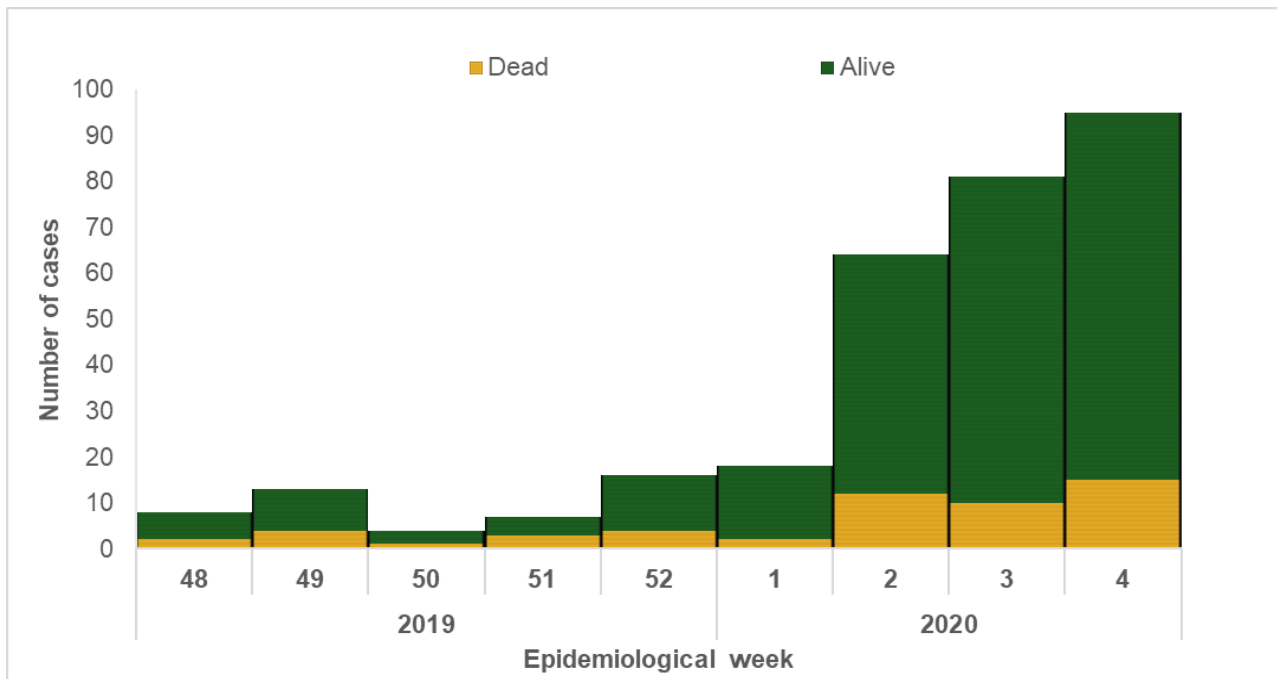


Figure 1. Epidemic curve showing number of confirmed Lassa fever cases by epidemiological, week 48, 2019 to week 4, 2020

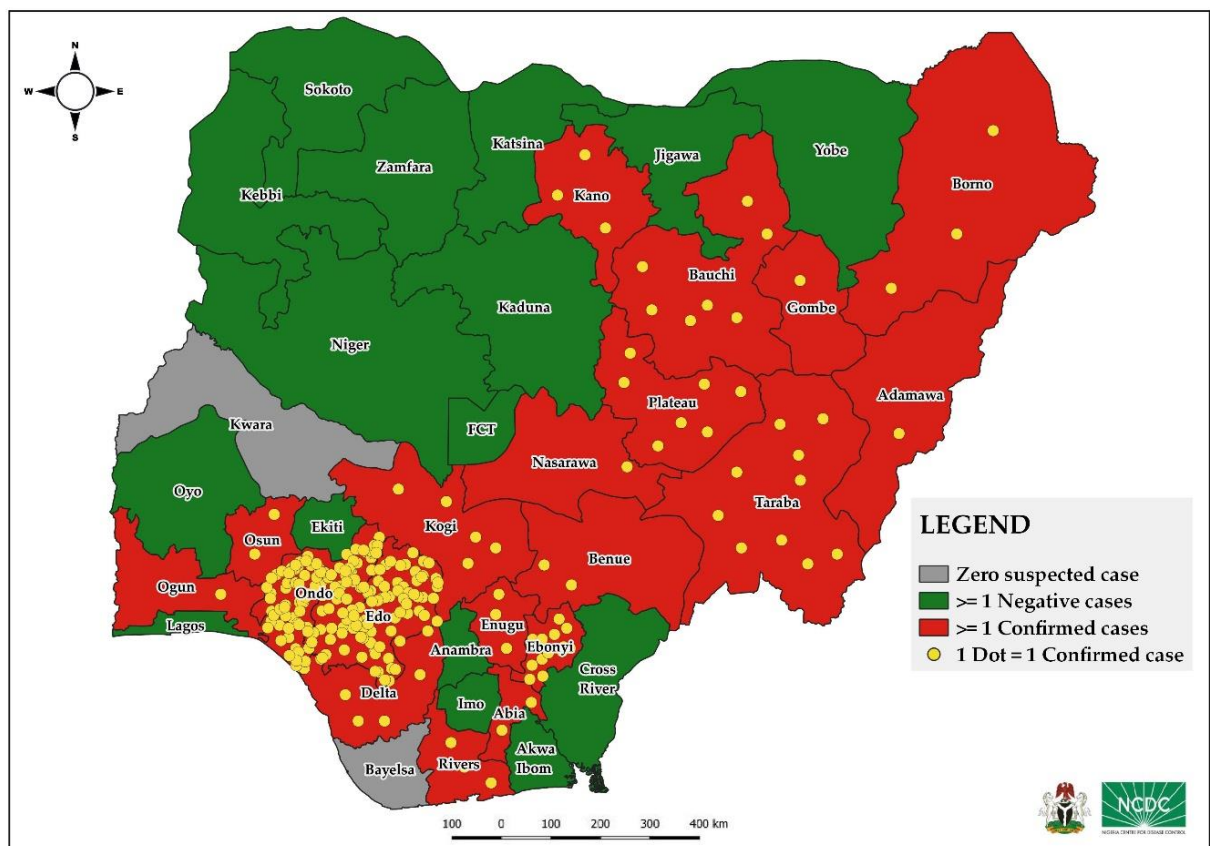


Figure 2. Confirmed Lassa fever cases by States in Nigeria, week 01- 04, 2020

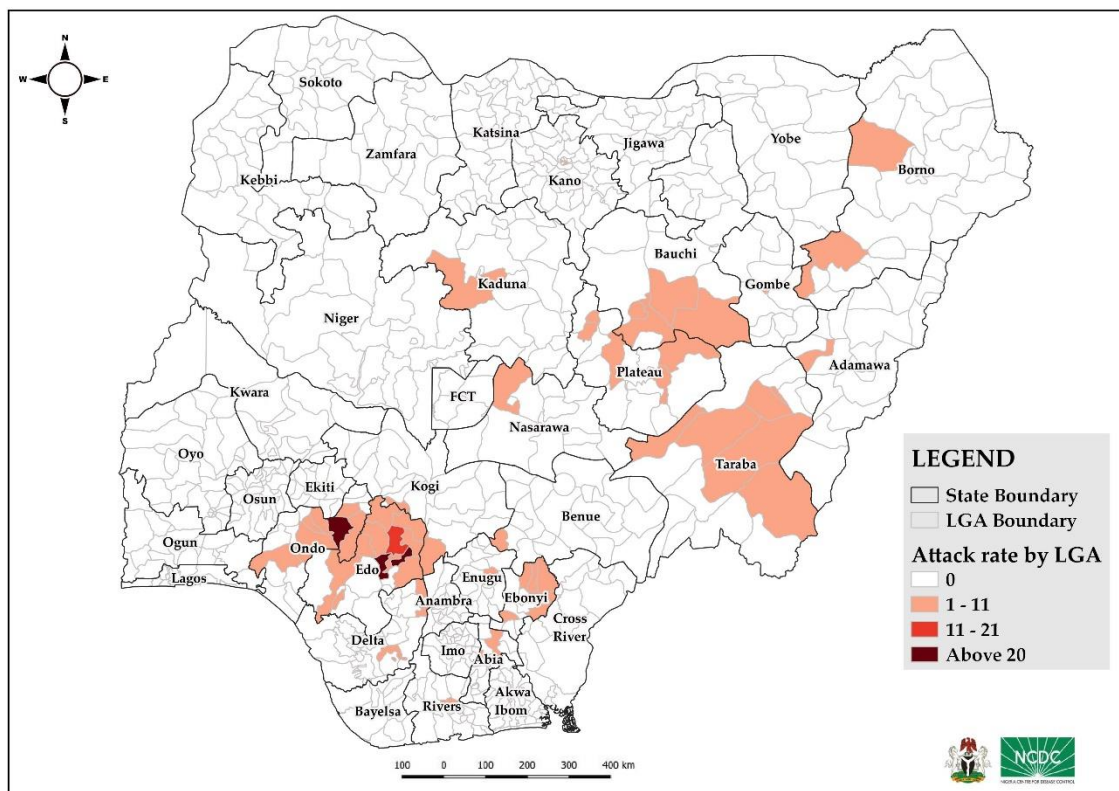


Figure 3. Confirmed Lassa fever rate per 100,000 population for LGAs in Nigeria, week 01- 04, 2020

Table 3. Cumulative number of confirmed cases for 2020 and new confirmed cases for the current week by State in Nigeria with trend compared to previous week

| State | Cumulative confirmed cases | New confirmed cases | Trend | State | Cumulative confirmed cases | New confirmed cases | Trend | State | Cumulative confirmed cases | New confirmed cases | Trend |
|----------------------|----------------------------|---------------------|-------|-------------|----------------------------|---------------------|-------|----------|----------------------------|---------------------|----------|
| Ondo | 98 | 16 | ↑ | Bayelsa | 0 | 0 | ↔ | Katsina | 0 | 0 | ↔ |
| Edo | 92 | 34 | ↑ | Benue | 1 | 1 | ↑ | Kwara | 0 | 0 | ↔ |
| Ebonyi | 15 | 8 | ↑ | Borno | 3 | 3 | ↑ | Lagos | 0 | 0 | ↔ |
| Taraba | 10 | 4 | ↑ | Cross River | 0 | 0 | ↔ | Nasarawa | 1 | 1 | ↑ |
| Plateau | 7 | 4 | ↑ | Delta | 5 | 3 | ↑ | Niger | 0 | 0 | ↔ |
| Bauchi | 7 | 3 | ↑ | Ekiti | 0 | 0 | ↔ | Osun | 2 | 2 | ↑ |
| Ogun | 1 | 1 | ↑ | Enugu | 2 | 2 | ↑ | Oyo | 0 | 0 | ↔ |
| Abia | 2 | 1 | ↑ | FCT | 0 | 0 | ↔ | Rivers | 3 | 3 | ↑ |
| Kebbi | 0 | 0 | ↔ | Gombe | 0 | 0 | ↔ | Sokoto | 0 | 0 | ↔ |
| Kogi | 4 | 4 | ↑ | Imo | 0 | 0 | ↔ | Yobe | 0 | 0 | ↔ |
| Adamawa | 1 | 1 | ↑ | Jigawa | 0 | 0 | ↔ | Zamfara | 0 | 0 | ↔ |
| Akwa Ibom | 0 | 0 | ↔ | Kaduna | 1 | 1 | ↑ | | | | |
| Anambra | 0 | 0 | ↔ | Kano | 3 | 3 | ↑ | | | | |
| Nigeria total | | | | | | | | | 258 | 95 | ↑ |

Key
 ↑ Increase
 ↓ Decrease
 ↔ No difference

Table 4: Key indicators for current week 2020 and trend compared to previous week, Nigeria

| Indicator | Number for current week | Trend from previous week | Cumulative number for 2020 |
|---|-------------------------|--------------------------|----------------------------|
| Probable cases | 3 | ↑ | 3 |
| HCW affected | 5 | ↑ | 7 |
| Cases undergoing treatment in Treatment centres | 95 | ↑ | 141 |
| Contact tracing | | | |
| Contacts under follow up | 1357 | ↑ | 1616 |
| Contacts completed follow up | 198 | ↑ | 257 |
| Symptomatic contacts | 0 | ↔ | 11 |
| Positive contacts | 0 | ↔ | 2 |
| Contacts lost to follow up | 0 | ↔ | 0 |

Key

- ↑ Increase
- ↓ Decrease
- ↔ No difference

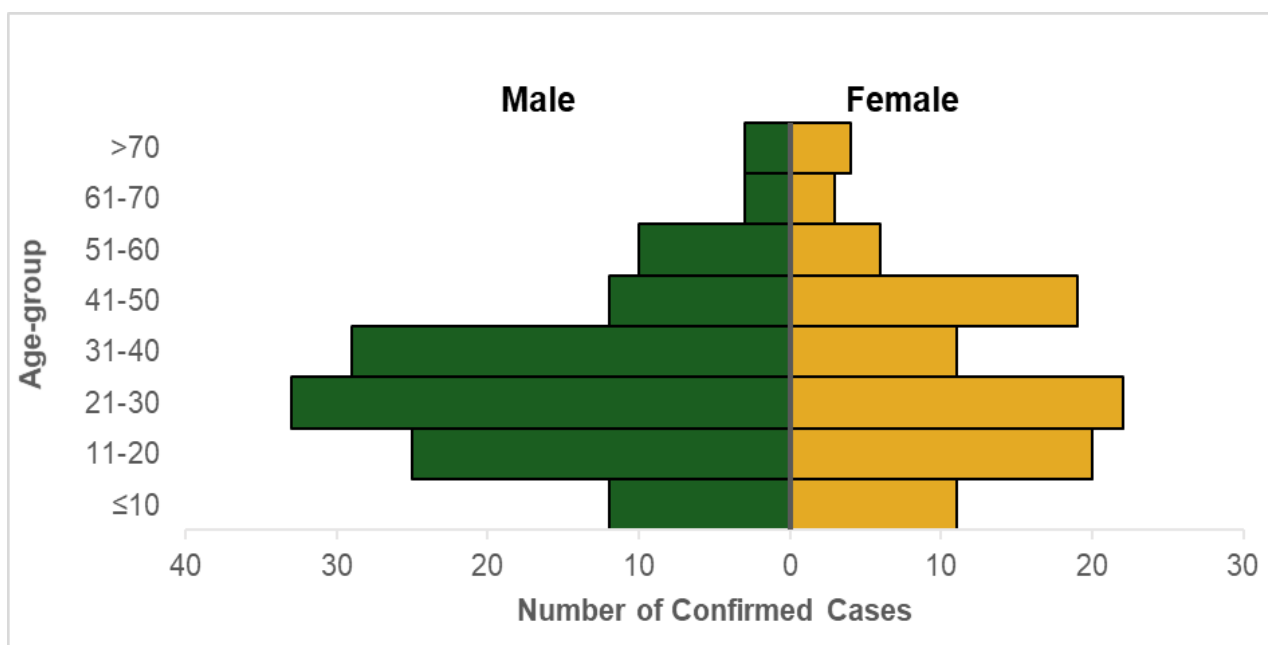


Figure 4. Age and sex pyramid showing number of confirmed Lassa fever cases for 2020

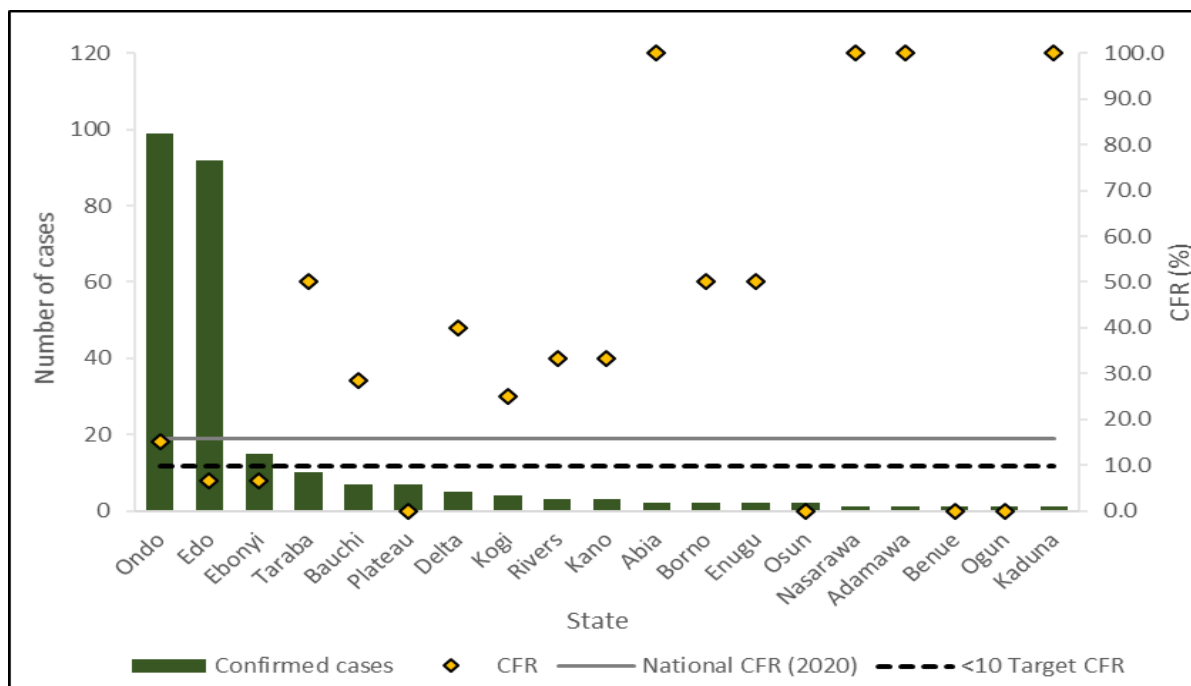


Figure 5: Number of confirmed cases with case fatality rate (CFR) by state, week 01- 04, 2020

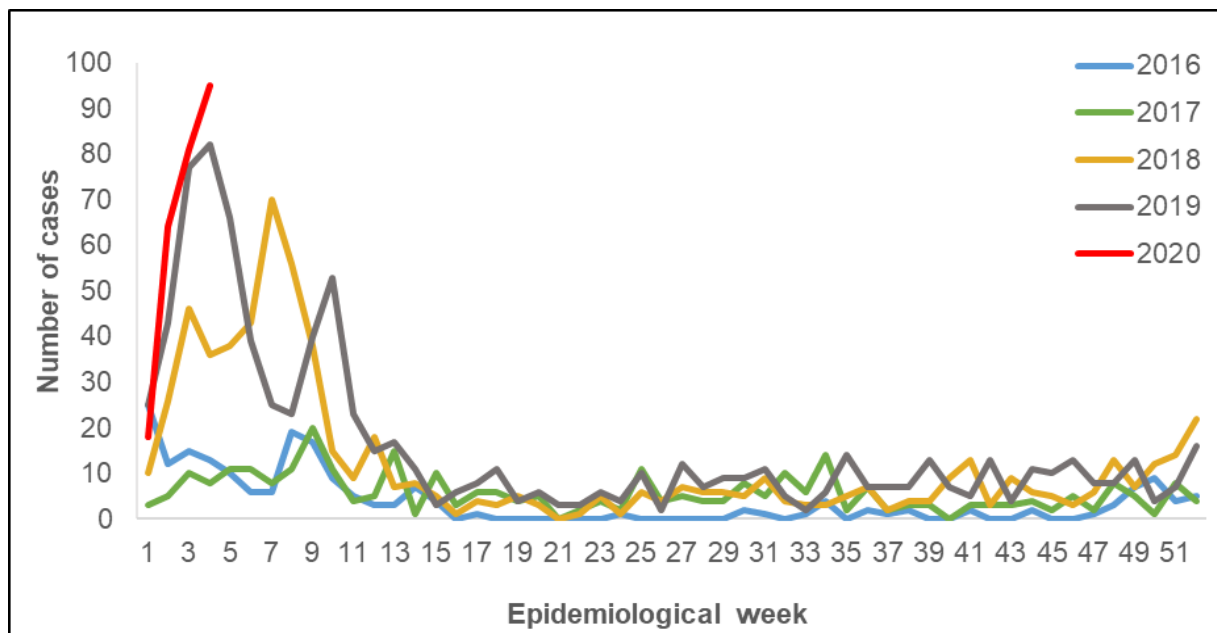


Figure 6: Trend of confirmed cases by epidemiological week, 2016 – 2020 (04), Nigeria.

Response activities

- The National Emergency Operations Centre (EOC) has been activated to coordinate response activities across states. Of the states with confirmed cases, eight of them have activated state-level EOCs
- Rapid Response Teams have been deployed from NCDC to support response activities in five states
- The five molecular laboratories for Lassa fever testing in the NCDC network are working full capacity to ensure that all samples are tested and results provided within the shortest turnaround time
- NCDC is working to support every state in Nigeria to identify one treatment centre, while supporting existing ones with care, treatment and IPC commodities.
- Risk communications and community engagement activities have been scaled up across states using television, radio, print, social media and other strategies

Notes on this report

Data Source

Information for this disease was case based data retrieved from the National Lassa fever Technical Working Group.

Case definitions

- **Suspected case:** any individual presenting with one or more of the following: malaise, fever, headache, sore throat, cough, nausea, vomiting, diarrhoea, myalgia, chest pain, hearing loss and either a. History of contact with excreta or urine of rodents b. History of contact with a probable or confirmed Lassa fever case within a period of 21 days of onset of symptoms OR Any person with inexplicable bleeding/hemorrhagia.
- **Confirmed case:** any suspected case with laboratory confirmation (positive IgM antibody, PCR or virus isolation)
- **Probable case:** any suspected case (see definition above) who died or absconded without collection of specimen for laboratory testing
- **Contact:** Anyone who has been exposed to an infected person, or to an infected person's secretions, excretions, or tissues within three weeks of last contact with a confirmed or probable case of Lassa fever
- **Active State:** means where there has been at least one confirmed case, and contacts within 21 days post exposure

Calculations

- Case Fatality Rate (CFR) for this disease is reported for confirmed cases only