

# COVID-19 SITUATION REPORT

## SITUATION REPORT 42

April 10, 2020



DATA AS REPORTED AND ACCURATE BY NCDC by 12 Midnight April

### HIGHLIGHTS

- Two new states reported COVID-19 in Nigeria – Anambra and Niger. The total number of affected states in Nigeria is now 19
- Seventeen new cases reported – Lagos (8), Katsina (3), FCT (2), Niger (1), Kaduna (1), Anambra (1), Ondo (1)
- Three cases previously included as Lagos state cases have been transferred to Ogun state. The three cases live in satellite towns in Ogun close to Lagos
- Presidential Task Force members briefed the press, with the DG NCDC particularly highlighting the need for social distancing

### STATE OF THE NATION

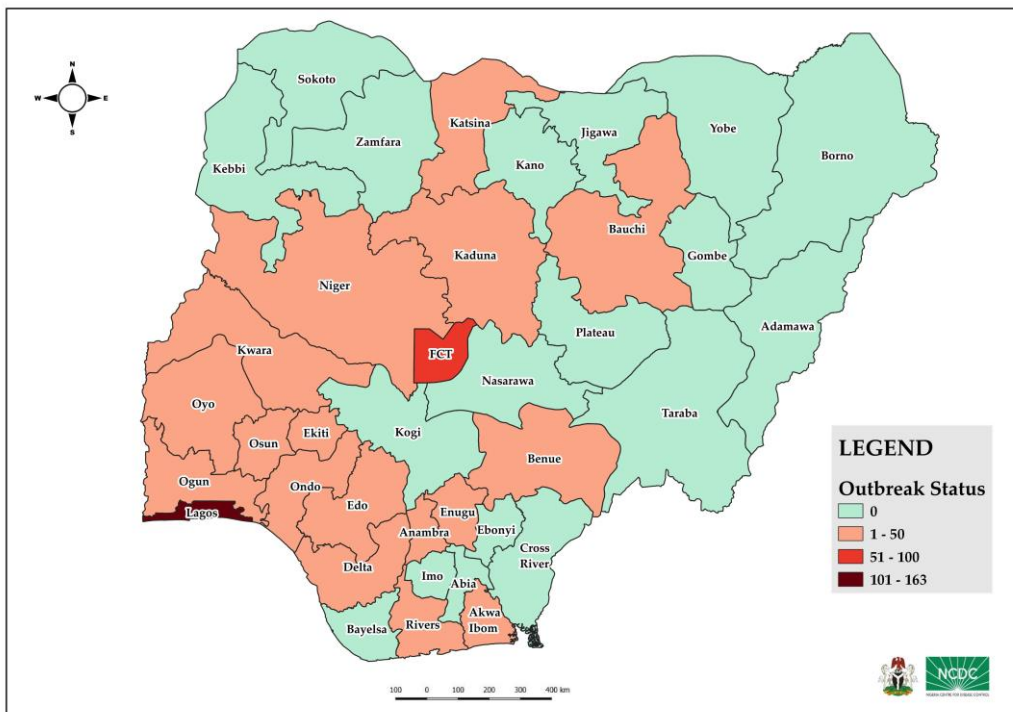


Fig. 1: Map of Nigeria showing the 19 states affected by COVID-19

### UPDATES IN NUMBERS

#### GENERAL

#### TOTAL NUMBER OF CASES

**305**

#### NEW CASES

**17**

#### NEW DISCHARGED CASES

**7 (Lagos - 7)**

#### FATALITIES

**NEW DEATH | 0**

#### DEATHS

**7 (2.3% CFR)**

#### DEMOGRAPHICS

**MALE (221) (72%)**

**FEMALE (84) (28%)**

#### MOST AFFECTED AGE GROUP

**31 - 50 (49%)**

#### TOTAL NUMBER OF PASSENGERS OF INTEREST

**9027(Total)  
8782 (97% - Exceeded Follow Up)**

#### PROVENANCE

**TRAVEL HISTORY – 144 (47%)**

**CONTACTS – 88 (29%)**

**UNKNOWN SOURCE – 6 (2%)**

**INCOMPLETE – 67 (22%)**

#### GLOBAL UPDATES

**TOTAL NUMBER OF CASES  
1, 521, 252 (92, 798 deaths)**

#### COUNTRIES AFFECTED

**210**

[https://www.who.int/docs/default-source/coronaviruse/situation-reports/20200405-sitrep-76-covid-19.pdf?sfvrsn=6ecf0977\\_2](https://www.who.int/docs/default-source/coronaviruse/situation-reports/20200405-sitrep-76-covid-19.pdf?sfvrsn=6ecf0977_2)

# GENERAL FACT SHEET (April 10<sup>th</sup>, 2020)

STATES	TOTAL CONFIRMED CASES	NEW CONFIRMED CASES	TOTAL DISCHARGED CASES	NEW DISCHARGED CASES	TOTAL DEATHS	NEW DEATHS	TOTAL ACTIVE CASES	DAYS SINCE LAST REPORTED CASE
Lagos	163	8	46	7	2	0	118	0
FCT	56	2	7	0	2	0	47	0
Osun	20	0	1	0	0	0	19	7
Edo	12	0	0	0	1	0	11	2
Oyo	11	0	0	0	0	0	11	3
Bauchi	6	0	0	0	0	0	6	2
Kaduna	6	1	0	0	0	0	6	0
Akwa Ibom	5	0	0	0	0	0	5	9
Ogun	7	0	2	0	0	0	2	10
Katsina	4	3	0	0	1	0	3	0
Ekiti	2	0	1	0	0	0	1	9
Enugu	2	0	0	0	0	0	2	14
Rivers	2	0	1	0	0	0	1	4
Kwara	2	0	0	0	0	0	2	4
Delta	2	0	0	0	1	0	1	1
Ondo	2	1	0	0	0	0	2	0
Benue	1	0	0	0	0	0	1	13
Anambra	1	1	0	0	0	0	1	0
Niger	1	1	0	0	0	0	1	0
<b>TOTAL</b>	<b>305</b>	<b>17</b>	<b>58</b>	<b>7</b>	<b>7</b>	<b>0</b>	<b>240</b>	

## SELECTED CHARTS

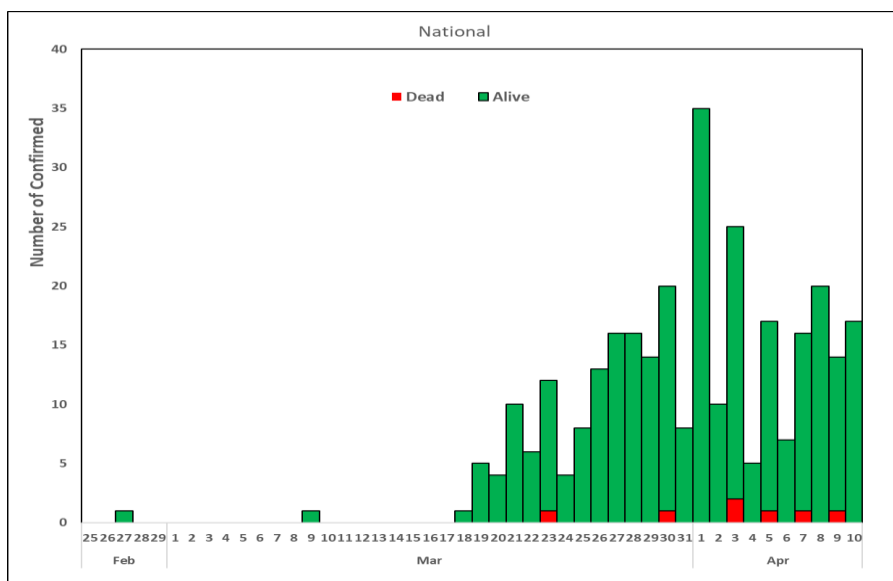


Fig. 3: Daily Epi-Curve of Confirmed Cases (wk9 – wk 15)

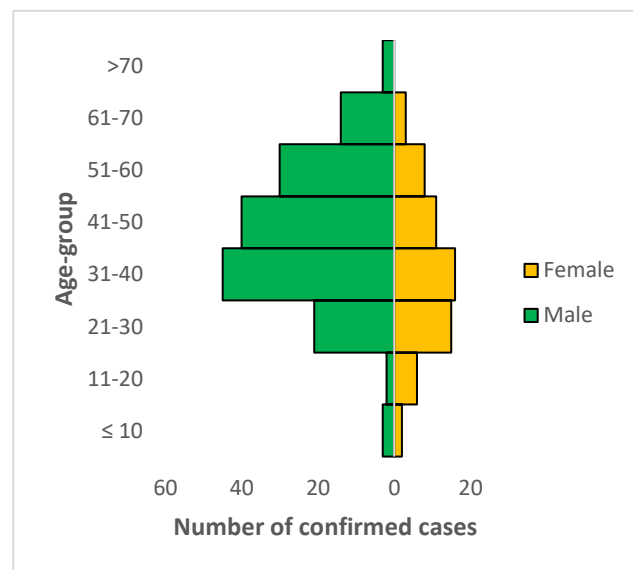


Fig. 4: Age-Sex distribution of Confirmed Cases (wk9 – wk15)

## RESPONSE ACTIVITIES

**ON FEBRUARY 28<sup>TH</sup> 2020, A multi-sectoral Emergency Operations Centre (EOC) was activated at Level 3 – the highest emergency response level in Nigeria. This is led by NCDC. It also works with State EOCs for coordination.**

- Expanded laboratory network for COVID-19 across the 6 geopolitical zones with 9 laboratories activated (NRL, DRL, IDH, LUTH, NIMR, ACEGID, UCH, ISTH and FETHA)
- Deployment of Rapid Response Team (RRT) to support response in all states with confirmed case(s). Currently 21 RRTs deployed
- All education materials can be found via [www.covid19.ncdc.gov.ng](http://www.covid19.ncdc.gov.ng)