

COVID-19 SITUATION REPORT

SITUATION REPORT 46

April 14, 2020



DATA AS REPORTED AND ACCURATE BY NCDC by 12 Midnight April 14th 2020

HIGHLIGHTS

- No new state reported COVID-19 in Nigeria. The total number of affected states in Nigeria is still 20 (19 States + FCT).
- Thirty new cases reported – Lagos (25), FCT (2), Edo (1), Akwa Ibom (1), and Kano (1)
- DG NCDC addressed the topic of testing rates and criteria during the Presidential Task Force Press Briefing today. This was before a visit to the FCT Emergency Operations Centre meeting to show support for their work and encourage synergy in their efforts to contain the virus in the FCT.

STATE OF THE NATION

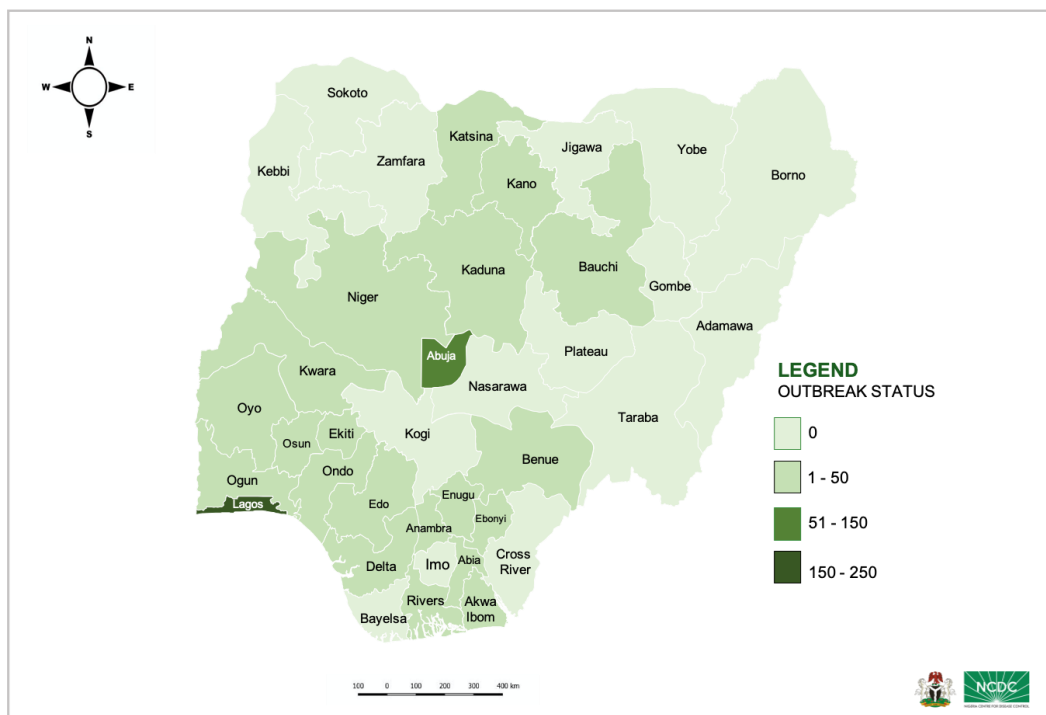


Fig. 1: Map of Nigeria showing the 20 states affected by COVID-19

UPDATES IN NUMBERS

Total (New in the last 24 hours)

CONFIRMED NUMBER OF CASES

373 (30)

CONFIRMED STATES AFFECTED

20 (0)

CONFIRMED DISCHARGED

CASES

99 (8)

CONFIRMED FATALITIES

11 (1) – 3% CFR

DEMOGRAPHICS

MALE – 266 (71%)

FEMALE – 107 (29%)

MOST AFFECTED AGE GROUP

31 - 40 (21%)

TOTAL NUMBER OF

PASSENGERS OF INTEREST

9103(Total)

9016 (99% - Exceeded Follow Up)

PROVENANCE

TRAVEL HISTORY – 163 (44%)

CONTACTS – 122 (33%)

UNKNOWN SOURCE – 20 (5%)

INCOMPLETE – 68 (18%)

GLOBAL UPDATES

TOTAL NUMBER OF CASES

1,844,863 (117,021 deaths)

COUNTRIES AFFECTED*

210

https://www.who.int/docs/default-source/coronavirus/situation-reports/20200412-sitrep-83-covid-19.pdf?sfvrsn=697ce98d_4

- Excluding the 2 International Conveynances

GENERAL FACT SHEET (April 14th, 2020)

STATES	TOTAL CONFIRMED CASES	NEW CONFIRMED CASES	TOTAL DISCHARGED CASES	NEW DISCHARGED CASES	TOTAL DEATHS	NEW DEATHS	TOTAL ACTIVE CASES	DAYS SINCE LAST REPORTED CASE
Lagos	214	25	69	8	6	1	139	0
FCT	58	2	11	0	2	0	45	0
Osun	20	0	11	0	0	0	9	11
Edo	15	1	0	0	1	0	14	0
Oyo	11	0	4	0	0	0	7	7
Ogun	9	0	2	0	0	0	7	1
Bauchi	6	0	0	0	0	0	6	6
Kaduna	6	0	0	0	0	0	6	4
Akwa Ibom	6	1	0	0	0	0	6	0
Katsina	5	0	0	0	1	0	4	2
Kwara	4	0	0	0	0	0	4	2
Kano	4	1	0	0	0	0	4	0
Delta	3	0	0	0	1	0	2	3
Ondo	3	0	0	0	0	0	3	1
Ekiti	2	0	1	0	0	0	1	13
Enugu	2	0	0	0	0	0	2	18
Rivers	2	0	1	0	0	0	1	8
Benue	1	0	0	0	0	0	1	17
Anambra	1	0	0	0	0	0	1	4
Niger	1	0	0	0	0	0	1	4
TOTAL	373	30	99	8	11	1	263	

SELECTED CHARTS

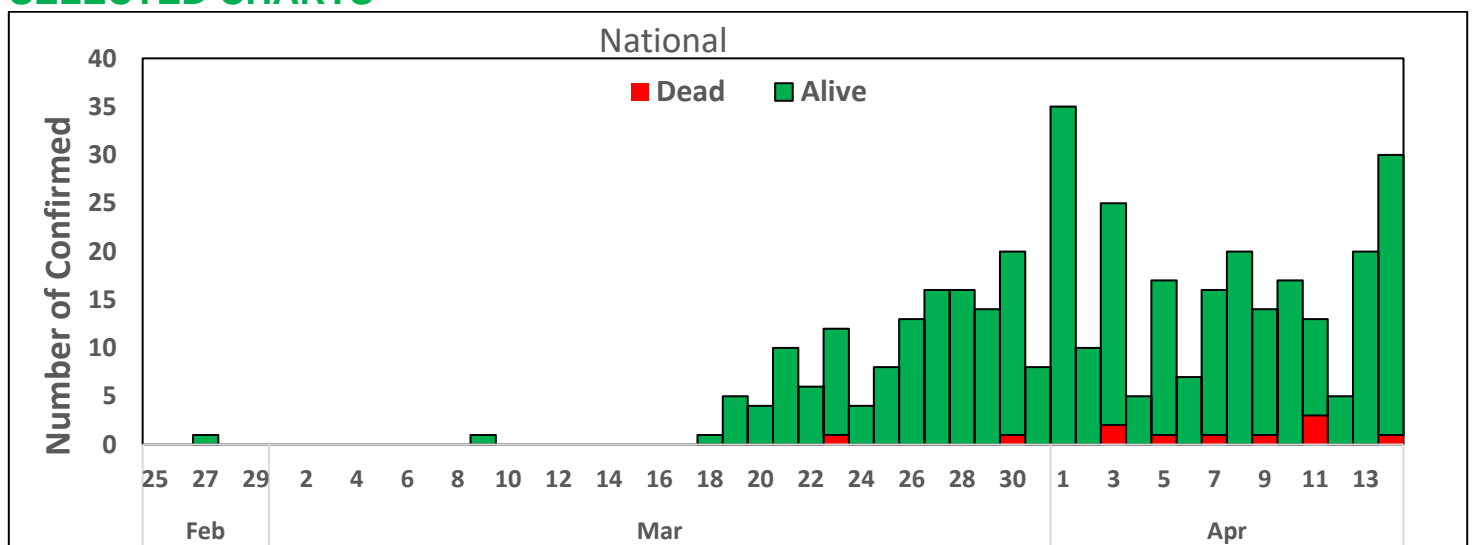


Fig. 3: Daily Epi-Curve of Confirmed Cases (wk9 – wk 16)

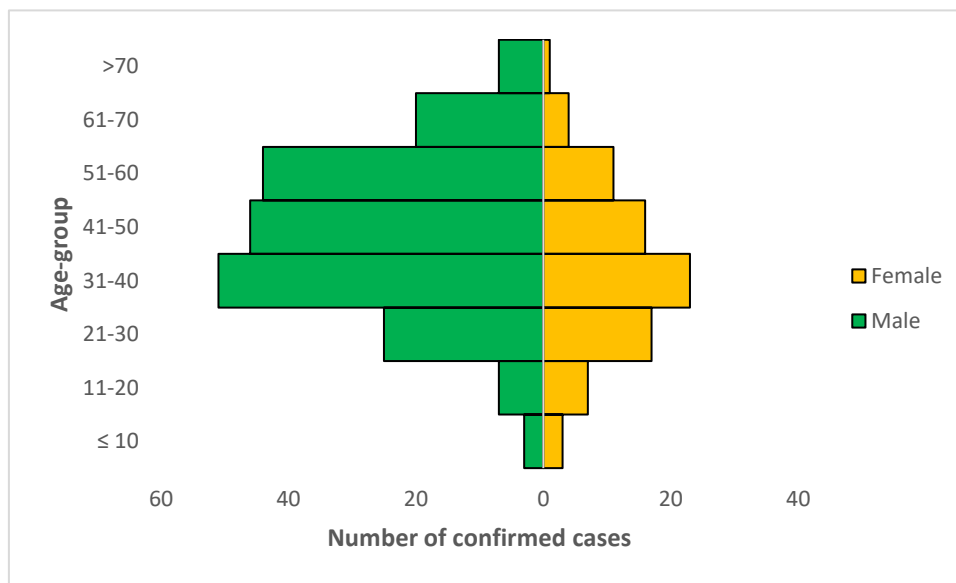


Fig. 4: Age-Sex distribution of Confirmed Cases (wk9 – wk16)

RESPONSE ACTIVITIES

- Ongoing distribution of Viral Transport Medium (VTM) to all the States and FCT
- Deployment of COVID-19 starter packs to all tertiary institutions and Federal Medical Centres
- Fully set up expanded laboratory network for COVID-19 across the 6 geopolitical zones with 12 laboratories activated (NRL, DRL, IDH, LUTH, NIMR, ACEGID, UCH, ISTH, FETHA, AKTH and NVRI and DNA)
- Deployment of Rapid Response Team (RRT) to support response in all states with confirmed case(s) Currently 22 RRTs deployed
- All education materials can be found via www.covid19.ncdc.gov.ng