



Lassa fever Situation Report

Epi Week 10: 02 - 08 March 2020

Key Points

Table 1: Summary of current week (10), cumulative from Epi week 01–10, 2020 and comparison with previous year (2019)

Reporting Period	Suspected cases	Confirmed cases	Probable cases	Deaths (Confirmed cases)	Case Fatality Ratio (CFR)	States and LGAs affected (Confirmed cases)
Current week (week 10)	364	81	2	9	11.1%	State(s): 15 LGA(s): 29
2020 Cumulative (week 1-10)	3416	855	11	144	16.8%	State(s): 27 LGA(s): 119
2019 Cumulative (week 1-10)	1752	472	15	110	23.3%	State(s): 21 LGA(s): 73

Highlights

- In week 10, the number of new confirmed cases decreased from 85 cases in week 09, 2020 to 81 cases. These were reported from 15 States (Edo, Ondo, Ebonyi, Bauchi, Taraba, Plateau, Benue, Kogi, Anambra, Delta, Enugu, Adamawa, Kaduna, Sokoto and Kebbi) (Table 3).
- Cumulatively from week 1 to week 10, 2020, 144 deaths have been reported with a case fatality rate (CFR) of 16.8% which is lower than the CFR for the same period in 2019 (23.3%).
- In total for 2020, 27 States have recorded at least one confirmed case across 119 Local Government Areas (Figure 2 and 3).
- Of all confirmed cases, 74% are from Edo (34%), Ondo (33%) and Ebonyi (7%) states.
- The predominant age-group affected is 21-30 years (Range: <1 to 78 years, Median Age: 33 years). The male to female ratio for confirmed cases is 1:1.2 (Figure 4).
- The number of suspected cases has significantly increased compared to that reported for the same period in 2019.
- Two new Health Care Workers* were affected in Edo and Bauchi states in the reporting week 10.

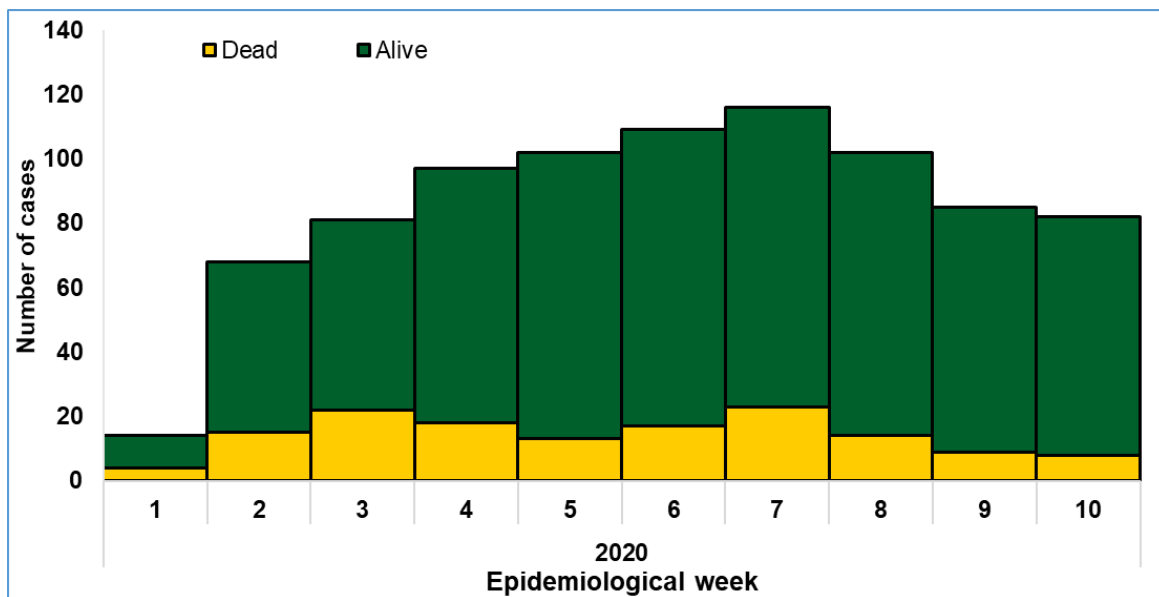


Figure 1. Epidemic curve of confirmed Lassa fever cases from epidemiological week 01 to 10, 2020

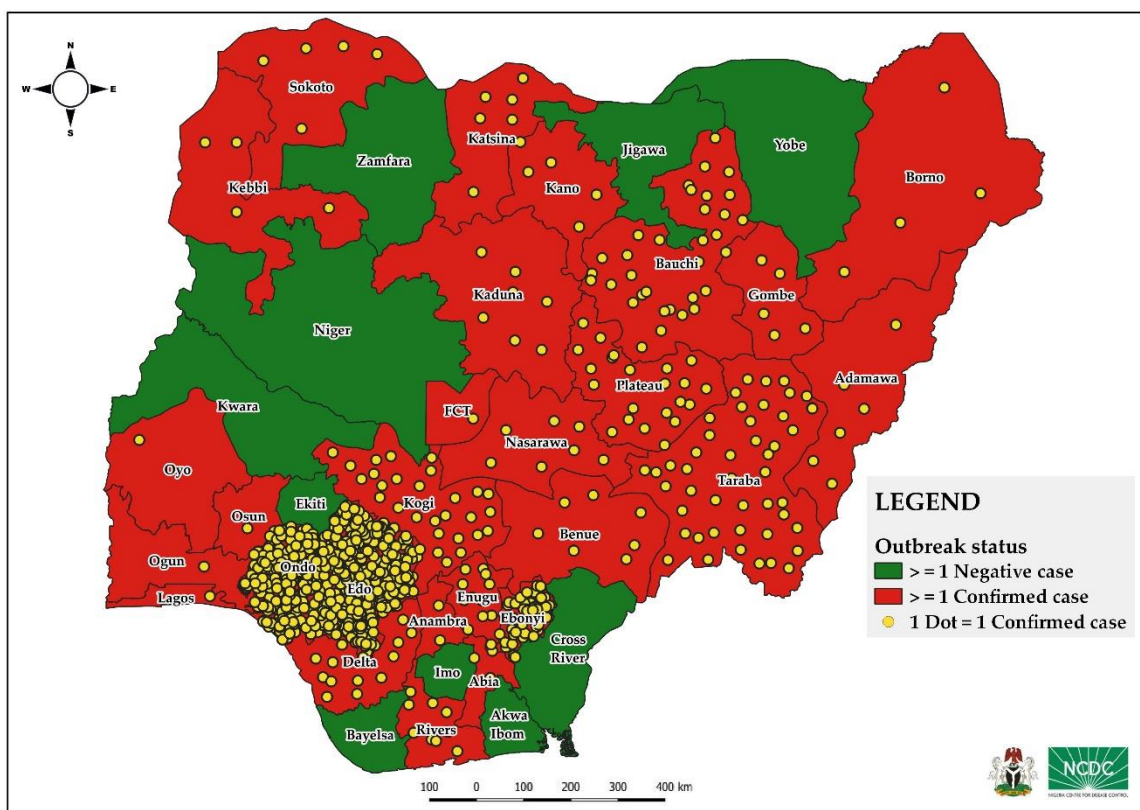


Figure 2. Confirmed Lassa fever cases by States in Nigeria, week 01- 10, 2020

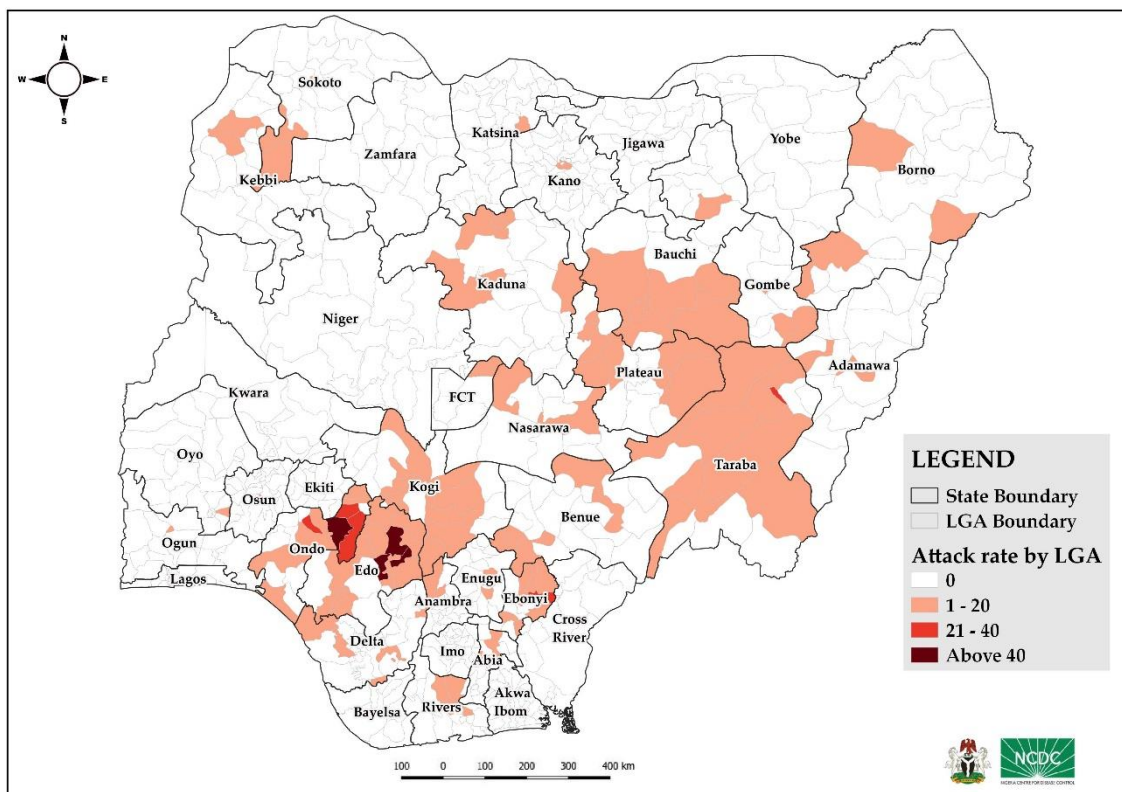


Figure 3. Confirmed Lassa fever rate per 100,000 population for LGAs in Nigeria, week 01- 10, 2020

Table 2: Key indicators for current week 2020 and trend compared to previous week, Nigeria

Indicator	Number for current week	Trend from previous week	Cumulative number for 2020
Probable cases	2	↑	11
Health Care Worker affected	2	↑	29
Cases undergoing treatment in Treatment centres	133	↓	879
Contact tracing			
Cumulative contact listed	2007	↑	8114
Contacts under follow up	2841	↑	2841
Contacts completed follow up	1495	↑	5210
Symptomatic contacts	8	↑	138
Positive contacts	0	↔	59
Contacts lost to follow up	0	↓	4

Key

- ↑ Increase
- ↓ Decrease
- ↔ No difference

Table 3. Weekly and Cumulative number of suspected and confirmed cases for 2020

States	Current week: (Week 10)					Cumulative (Week 1 -10)					
	Cases				Deaths (Confirmed Cases)	Cases				Deaths (Confirmed Cases)	
	Suspected	Confirmed	Trend	Probable		HCW*	Suspected	Confirmed	Probable		HCW*
1 Abia						37	2			2	
2 Adamawa	3	2	▲			13	4			1	
3 Akwa Ibom	1					9					
4 Anambra	4	1	▲			1	21	2		1	
5 Bauchi	39	2	▼		1	1	211	35	3	9	
6 Bayelsa						4					
7 Benue	5		▼			25	7			1	
8 Borno						27	4		1	1	
9 Cross River						6					
10 Delta	8	1	▲			77	14		3	1	
11 Ebonyi	20	4	▼			178	59		1	13	
12 Edo	133	25	▼		1	3	1329	288	1	10	31
13 Ekiti						11					
14 Enugu	3	1	▲			33	8			1	
15 FCT	10					42	1				
16 Gombe						27	5		1	1	
17 Imo	2					17					
18 Jigawa	2					24				1	
19 Kaduna	11	1	▲		1	107	7	2	1	5	
20 Kano						12	5	2	3	1	
21 Katsina	5	1	▲			40	6	1	1	2	
22 Kebbi	5	1				25	4			2	
23 Kogi	7	2	▼			78	29		1	8	
24 Kwara	4					10					
25 Lagos	2					25	1				
26 Nasarawa	1					29	6			3	
27 Niger						8					
28 Ogun	2					32	1				
29 Ondo	74	33	▲		1	4	676	279	1	4	38
30 Osun	1					30	2				
31 Oyo	2					12	1				
32 Plateau	8	1				93	24			2	
33 Rivers	1					17	9			3	
34 Sokoto	1	1	▲			21	5			1	
35 Taraba	10	5	▼			92	47	2	1	17	
36 Yobe						3					
37 Zamfara						15					
Total	364	81	▼	2	2	9	3416	855	11	29	144

Key	
▼	Decrease
▲	Increase

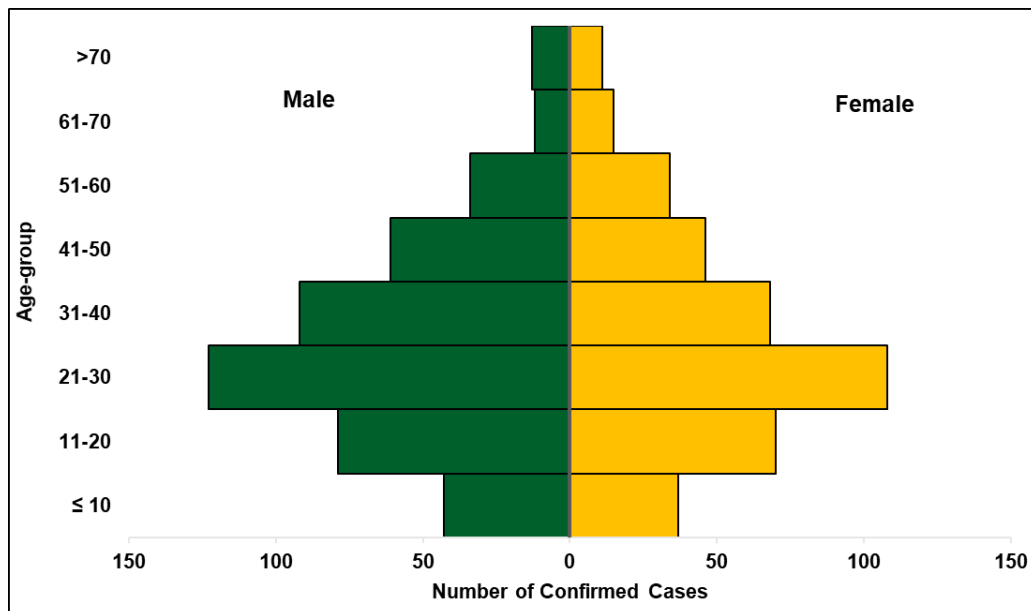


Figure 4. Age and sex pyramid showing number of confirmed Lassa fever cases for 2020

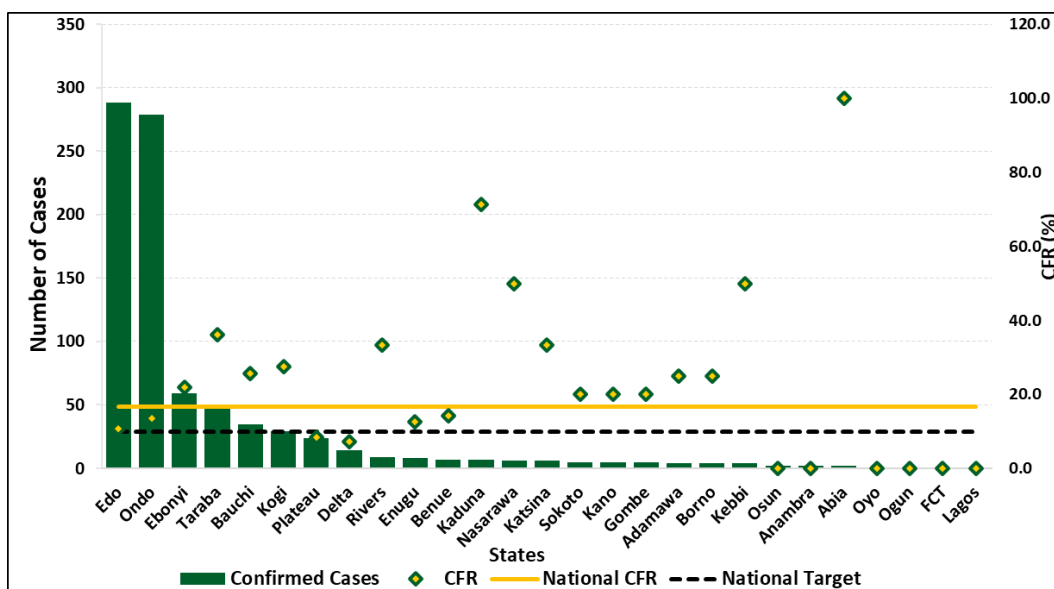


Figure 5: Number of confirmed cases with case fatality rate (CFR) by state, week 01- 10, 2020

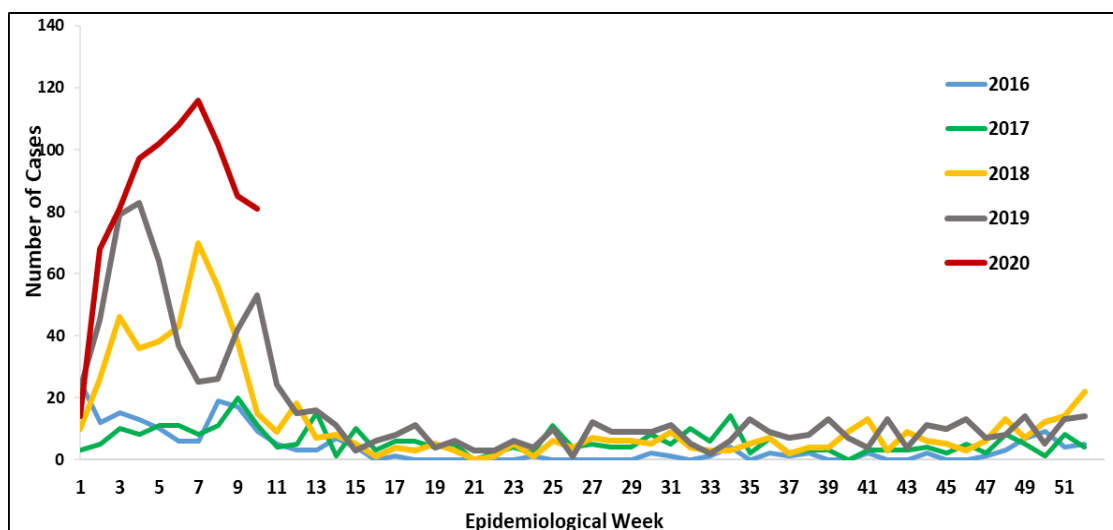


Figure 6: Trend of confirmed cases by epidemiological week, 2016 – 2020 (10), Nigeria

Response activities

- The National Emergency Operations Centre (EOC) has been activated to coordinate response activities across states. Of the states with confirmed cases, eight of them have activated state-level EOCs
- National Rapid Response Teams have been deployed from NCDC to support response activities in nine states
- Surge staff (Doctors, Nurses, Laboratorians and Hygienist) deployed to ISTH and FMC Owo
- State Public Health Emergency Operations Centre activated in affected States
- The five molecular laboratories for Lassa fever testing in the NCDC network are working full capacity to ensure that all samples are tested and results provided within the shortest turnaround time
- NCDC is working to support every state in Nigeria to identify one treatment centre, while supporting existing ones with care, treatment and IPC commodities
- Risk communications and community engagement activities have been scaled up across states using television, radio, print, social media and other strategies
- Implementation of Lassa fever Environmental response campaign in high burden states by Federal Ministry of Environment

Notes on this report

Data Source

Information for this disease was case based data retrieved from the National Lassa fever Emergency Operations Centre.

Case definitions

- **Suspected case:** any individual presenting with one or more of the following: malaise, fever, headache, sore throat, cough, nausea, vomiting, diarrhoea, myalgia, chest pain, hearing loss and either a. History of contact with excreta or urine of rodents b. History of contact with a probable or confirmed Lassa fever case within a period of 21 days of onset of symptoms OR Any person with inexplicable bleeding/hemorrhagia.
- **Confirmed case:** any suspected case with laboratory confirmation (positive IgM antibody, PCR or virus isolation)
- **Probable case:** any suspected case (see definition above) who died or absconded without collection of specimen for laboratory testing
- **Contact:** Anyone who has been exposed to an infected person, or to an infected person's secretions, excretions, or tissues within three weeks of last contact with a confirmed or probable case of Lassa fever
- ***Healthcare workers (HCW) infections may not necessarily be of nosocomial origin**, proposed study to differentiate nosocomial healthcare worker infection from community infection

Calculations

- Case Fatality Rate (CFR) for this disease is reported for confirmed cases only