


# COVID-19 SITUATION REPORT

## SITUATION REPORT 116

Tuesday, 23<sup>rd</sup> June 2020



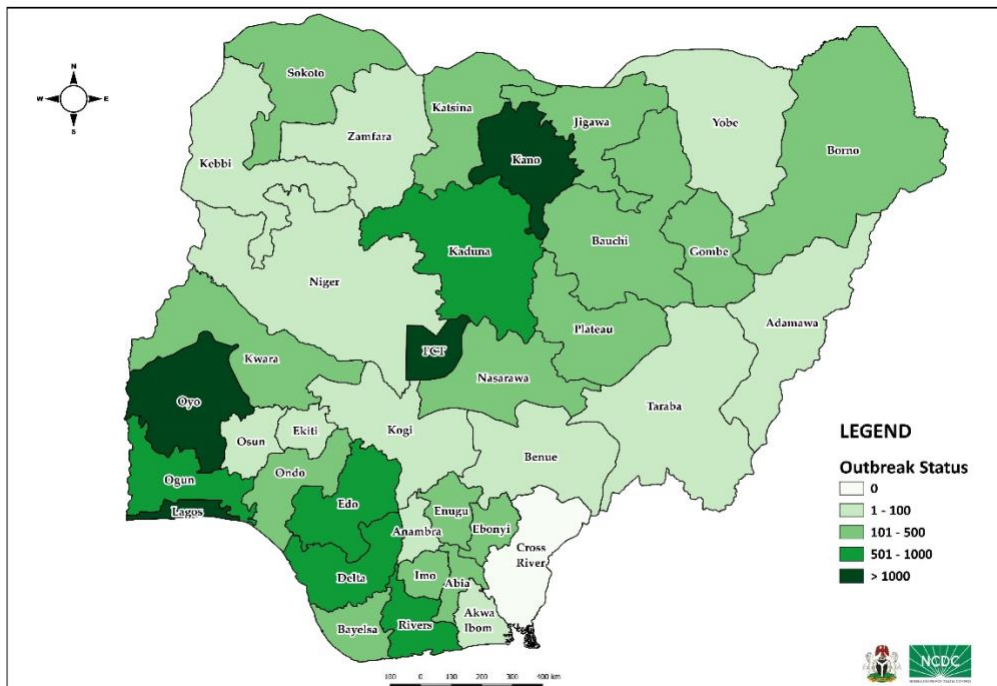
DATA AS REPORTED AND ACCURATE BY NCDC AS AT MIDNIGHT 23<sup>rd</sup> JUNE 2020

### HIGHLIGHTS

- Four hundred and fifty-two (**452**) confirmed cases were reported in the last 24 hours from **14** states – Lagos (209), Oyo (67), Delta (37), Ogun (36), FCT (22), Abia (20), Enugu (16), Bauchi (15), Kaduna (8), Ondo (8), Osun (7), Benue (3), Imo (3) and Borno (1).
- No new state recorded a confirmed COVID-19 case in the last 24 hours. The total number of states including FCT that have reported at least one confirmed case in Nigeria is still **36** (35 states + FCT).
- Two hundred and twenty-nine (**229**) cases were discharged in the last 24 hours in **14** states – Ogun (56), Rivers (31), Gombe (28), Kano (26), Bauchi (23), Plateau (17), Bayelsa (11), Borno (9), Lagos (9), FCT (7), Delta (6), Ondo (3), Enugu (2) and Edo (1).
- Eight (**8**) deaths were recorded in the last 24 hours in five (**5**) states – Rivers (4), Benue (1), Edo (1), Gombe (1) and Plateau (1).

### STATE OF THE NATION

Figure 1: Map of Nigeria showing 35 states and FCT affected by COVID-19



### SITUATION UPDATES

Total (New in the last 24 hours)

SAMPLES TESTED

**120,108 (2539)**

CONFIRMED CASES

**21,371 (452)**

AFFECTED STATES INCLUDING FCT

**36 (0)**

DISCHARGED CASES

**7,338 (229)**

CONFIRMED FATALITIES

**533 (8) – 2.5% CFR**

DEMOGRAPHICS

MALE – 14,275 (67%)

FEMALE – 7,096 (33%)

MOST AFFECTED AGE GROUP

31 - 40 (24%)

PERSONS OF INTEREST

**10,498 (Total)**

**10375 (98.8% - Exceeded Follow Up)**

PROVENANCE

TRAVEL HISTORY – 407 (2%)

CONTACTS – 5,246 (24%)

UNKNOWN EXPOSURE – 15,718 (74%)

GLOBAL UPDATES

TOTAL NUMBER OF CASES

**8,993,659 (469,587 deaths)**

COUNTRIES & TERRITORIES AFFECTED\*

**213**

\*Excluding the 2 International Conveyances

## GENERAL FACT SHEET – DATA AS AT 23<sup>rd</sup> JUNE 2020

Table 1: States with reported laboratory-confirmed COVID-19 cases, recoveries, deaths and days since last reported case

STATES	CONFIRMED CASES		DISCHARGED CASES		DEATHS		TOTAL ACTIVE CASES	SAMPLES TESTED	DAYS SINCE LAST REPORTED CASE
	CUMULATIVE	NEW	CUMULATIVE	NEW	CUMULATIVE	NEW			
Lagos	9,073	209	1,457	9	126	0	7,490	34,734	0
FCT	1,605	22	497	7	30	0	1,078	14,794	0
Kano	1,19	0	744	26	51	0	395	10,232	2
Oyo	1,055	67	291	0	9	0	755	7,605	0
Rivers	930	0	440	31	35	4	455	3,039	1
Edo	797	0	243	1	32	1	522	5,965	1
Ogun	699	36	422	56	16	0	261	3,651	0
Kaduna	608	8	308	0	10	0	290	5,058	0
Delta	569	37	136	6	20	0	413	1,868	0
Bauchi	482	15	347	23	11	0	124	3,244	0
Gombe	479	0	278	28	15	1	186	4,083	1
Borno	477	1	376	9	31	0	70	3,412	0
Katsina	434	0	239	0	22	0	173	2,221	1
Jigawa	317	0	191	0	6	0	120	2,696	10
Ebonyi	264	0	222	0	1	0	41	2,120	1
Plateau	253	0	148	17	7	1	98	2,190	1
Abia	252	20	93	0	3	0	156	852	0
Imo	246	3	21	0	3	0	222	1,069	0
Kwara	200	0	122	0	6	0	72	1,787	1
Nasarawa	193	0	94	0	6	0	93	1,263	1
Bayelsa	177	0	40	11	11	0	126	299	1
Ondo	162	8	59	3	17	0	86	1,453	0
Enugu	160	16	31	2	5	0	124	803	0
Sokoto	138	0	116	0	14	0	8	826	1
Zamfara	76	0	71	0	5	0	0	313	36
Kebbi	67	0	40	0	6	0	21	584	6
Osun	67	7	46	0	5	0	16	692	0
Anambra	66	0	51	0	9	0	6	379	8
Niger	66	0	37	0	3	0	26	486	8
Akwa Ibom	65	0	43	0	2	0	20	433	4
Yobe	56	0	45	0	8	0	3	116	5
Benue	47	3	15	0	1	1	31	452	0
Adamawa	45	0	37	0	5	0	3	605	2
Ekiti	35	0	28	0	2	0	5	407	2
Taraba	18	0	10	0	0	0	8	364	34
Kogi	3	0	0	0	0	0	3	5	20
Cross River	0	0	0	0	0	0	0	8	N/A
<b>TOTAL</b>	<b>21,371</b>	<b>452</b>	<b>7,338</b>	<b>229</b>	<b>533</b>	<b>8</b>	<b>13,500</b>	<b>120,108</b>	

States including FCT are arranged in descending order by number of total confirmed cases, except Cross River

## SELECTED CHARTS

Figure 2: Daily Epidemic Curve of Confirmed Cases (WK9 – WK26)

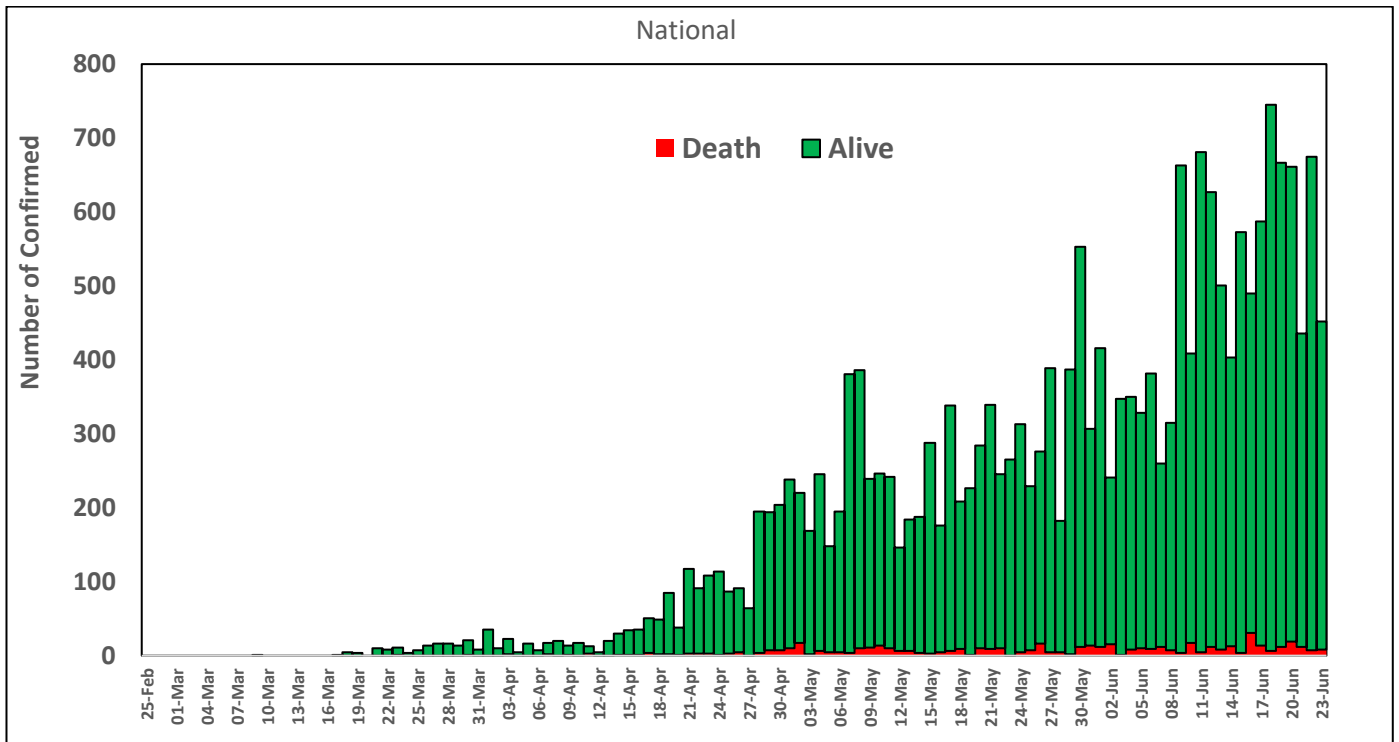
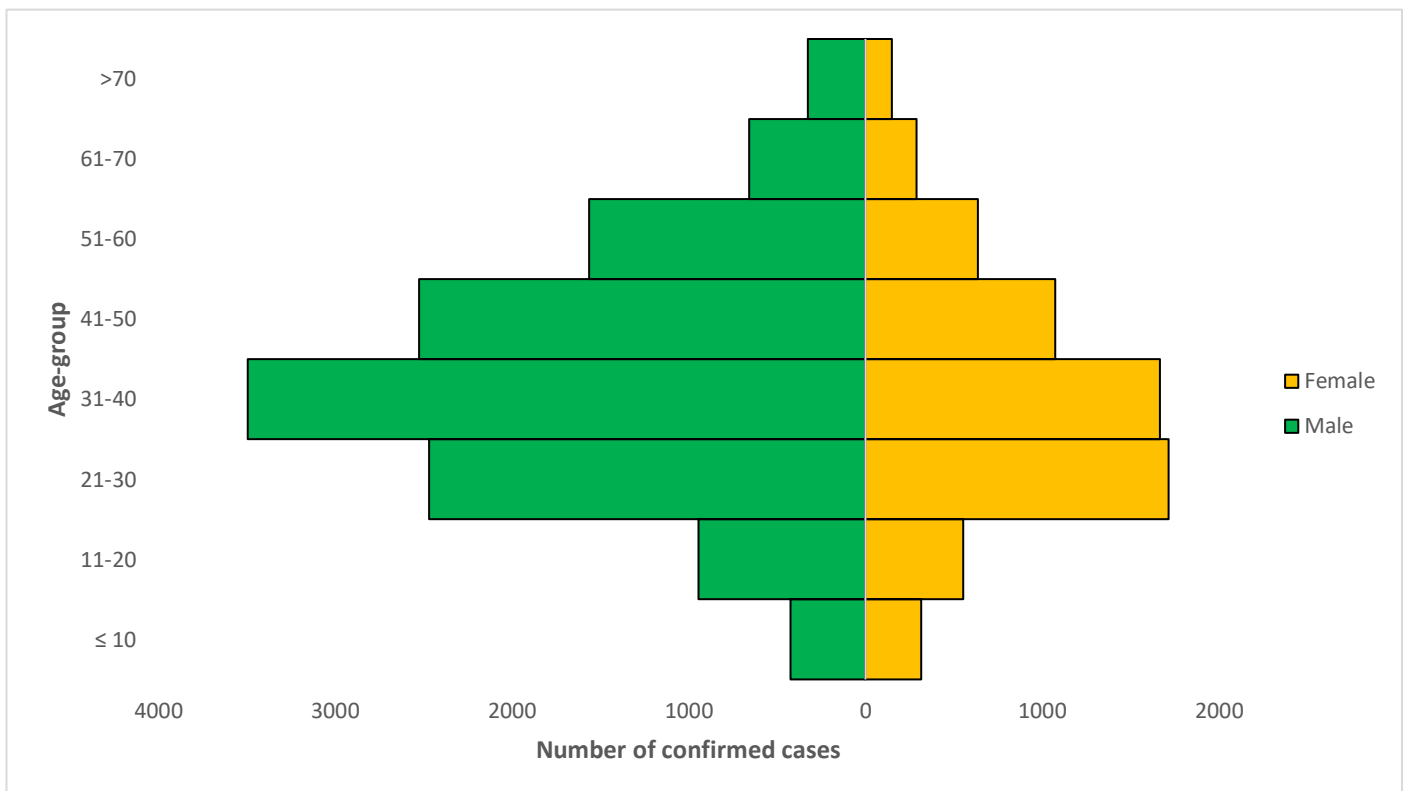


Figure 3: Age-Sex Distribution of Confirmed Cases (WK9 – WK26)



## PREPAREDNESS

Since the confirmation of the first case on 27<sup>th</sup> February 2020, the NCDC has released advisories and statements to help Nigerians and affected groups in particular to respond to the pandemic

- NCDC has released [guidelines on the re-opening of places for worship](#).
- The Nigeria Police Force has released COVID-19 operational guidelines for the [Police and other Law Enforcement Agencies](#) in Nigeria
- NCDC and the Department of Hospital Services (Federal Ministry of Health) have updated the [case management guidelines](#) (version 3) with reviewed changes such as the discharge criteria and medication being used for the treatment of cases
- Guidelines have been issued for the [safe transportation of remains of persons suspected or confirmed to have died of COVID-19](#)
- Information on diagnostics of the COVID-19 virus can be found in our [detailed FAQ document](#).
- To increase our testing capacity, NCDC has issued guidelines for the [integration of private labs](#).
- Guidelines for [businesses and employers](#) have been updated.
- NCDC has updated its [case definition](#) , [community case definition](#) and [case management guide](#).
- NCDC releases periodic [public health advisories](#) to Nigerians on the COVID-19 disease.
- To adhere to post-lockdown measures, NCDC has released an [advisory on the use of face masks](#), as well as information on the [Use of Cloth face masks](#) and [how to make your cloth face masks](#).
- NCDC has released guidelines for the [management of pregnant women and nursing mothers](#) during the pandemic.
- To address burials of loved ones who die from COVID-19, guidelines have been issued to advise on the [management of dead bodies](#).
- For health centres managing cases, the following documents have been released- a guideline for the [Rational Use of Personal Protective Equipment in the care of COVID-19 cases](#).
- As part of plans to increase the testing capacity of the country, the NCDC published a [National Strategy to Scale Up Access to Coronavirus Disease Testing in Nigeria](#) document.
- The Presidential Task Force has published policies and announcements on COVID-19 [available on the website of the Presidency](#) – including presidential addresses, task force updates and information on livelihood and economic support.

## RESPONSE

On 28<sup>th</sup> February 2020, a multi-sectoral Emergency Operations Centre (EOC) was activated at Level 3 – the highest emergency level in Nigeria –led by NCDC in close coordination with the State Public Health EOCs (PHEOC).

- **Engaged with states/labs on establishment of sample collection sites in health facilities**
- **Continued hands on training of health workers in states and treatment centres**
- **Ongoing investigation of healthcare associated infection in Oyo state**
- **Ongoing engagement with stakeholders and partners on data utilisation to drive targeted messaging**
- **Engaged community influencers, religious and traditional leaders in disseminating key messages**
- Conducted a strategic meeting with states to address reporting and strengthen subnational level response
- Received and monitored 300 returnees/Persons of Interests (POIs) from Dubai in Lagos
- Distributed guidelines and travellers kits to POIs/returnees. COVID-19 test appointments scheduled for returnees
- Designated a sample collection site for returnees at the Infectious Disease Hospital (IDH), Yaba with a daily collection rate of 150 samples per day
- Finalised guidance to states on management of loss to follow up positive cases
- Completed training of Health Care workers (HCWs) for three tertiary, 22 General Hospitals (GHs) and private health facilities on IPC in Kebbi state

- Conducted a step-down training on IPC for Primary Health Care (PHCs) facilities with support from government agencies in Jigawa state
- Trained 30 Civil Society Organisations (CSOs) nominees for information tracking on IPC in Jigawa
- Completed onsite sample collection training in Anambra and Enugu States
- Engaged with Plateau State Ministry of Health (SMOH) officials to discuss and address challenges with stigma in the state
- All education materials can be found via [www.covid19.ncdc.gov.ng](http://www.covid19.ncdc.gov.ng)