


YELLOW FEVER SITUATION REPORT

Report of Yellow fever Outbreaks in Thirteen States

Serial Number 006: Epi-Week 50 (as at 18th December 2020)



HIGHLIGHTS

- The Nigeria Centre for Disease Control (NCDC) is currently responding to reports of yellow fever cases in 13 states - Akwa Ibom, Bauchi, Benue, Borno, Delta, Ebonyi, Enugu, Gombe, Kogi, Osun, Oyo, Plateau and Taraba States

From the 13 States

- In this reporting week
 - Two new states reported confirmed cases from Akwa Ibom (1) and Osun (1) States
 - Twenty-seven new confirmed cases were reported from six states (Akwa Ibom (1), Bauchi (1), Benue (3), Delta (10), Enugu (11) and Osun (1))
 - Twenty-two of the new confirmed cases were reported from Institute Pasteur (IP) Dakar [Akwa Ibom (1), Bauchi (1), Benue (3), Delta (10), Enugu (6) and Osun (1)] while five from Enugu were Nigeria PCR positive results
 - No new death was recorded among confirmed cases
- Cumulatively from epi-week 24 – 50
 - A total of 101 confirmed cases have been reported from 30 LGAs across 13 States [**Enugu-36** Enugu East(2), Enugu North(1), Igbo-Etiti (5), Igbo-Eze North(11), Isi-Uzo (6), Nkanu West (2) Nsukka(6), Udenu (3)], [**Delta-27** Ika North-East(17), Ika South(1), Oshimili North(1), Oshimili South(2), Ukwuani(1), Ndokwa West (1), Aniocha-South(4)], [**Benue-14** (Ogbadibo 13, Okpokwu (1))], [**Bauchi-9** (Ganjuwa 9)], [**Borno-5** Gwoza(1)], Hawul(1) Jere(2), Shani(1)], [**Ebonyi-3** Ohaukwu (3)], [**Gombe-1** Akko (1)], [**Kogi-1** Lokoja (1)], [**Plateau-1** Langtang (1)], [**Oyo-1** Akinyele (1)], and [**Taraba-1** Jalingo (1)], [**Akwa Ibom-1** Uyo(1)] and [**Osun-1** Ilesha (1)]. (*See table 1*)
 - Four states (Enugu (36), Delta (27), Benue (14) and Bauchi (9)) accounted for 85% of all confirmed cases
 - A total of 17 deaths were recorded among the confirmed cases with a CFR of 17% from Enugu (9), Delta (6), Bauchi (1) and Ebonyi (1). (*See table 1 and figure 1*)
- The NCDC is coordinating response activities through the national YF EOC, in collaboration with states and partners
- Nigeria has secured ICG approval for reactive mass vaccination campaign in 11 LGAs across 2 states (Enugu (9) and Ebonyi (2))
- Preventive mass vaccination campaigns (PMVC) have been concluded in all LGAs in Benue, Oyo, Ondo and Delta States. Bauchi State to implement PMVC January 2021

Cumulatively across Nigeria, Epi-Week 01 – 50, 2020

- A total of 3,097 suspected cases and 108 confirmed cases have been reported from 488 (63%) LGAs across all states and FCT
- Laboratory results in-country: 69 confirmed (PCR); 148 presumptive positive; 13 Inconclusive; 31 pending testing; 1,481 Negative
- Laboratory results from IP Dakar: Of the 148 samples sent to IP Dakar, 41 (27.7%) were confirmed, 16 (10.8%) Negative and 91 (61.5%) pending
- The 108 confirmed cases were reported from 26 LGAs across eleven states
 - Enugu (37); Delta (27); Benue (14); Bauchi (9); Borno (5), Edo (5); Ebonyi (3); Ekiti (1); Gombe (1), Oyo (2), Akwa Ibom (1), Osun (1), Plateau (1), Taraba (1)
- Seventeen deaths (CFR: 16%) were reported among confirmed cases across four states [Bauchi (1), Delta (6), Ebonyi (1) and Enugu (9)]



Table 1: Summary of cases in clusters of yellow fever outbreaks in Bauchi, Benue, Delta, Ebonyi and Enugu States, epi-week 24 – 50, 2020

State	# Suspected Cases	# Cases with Blood Sample Collected (%)	Confirmed Cases		Deaths	
			Confirmed Cases (PCR NG)	Confirmed Cases (IP Dakar)	# Deaths among Confirmed Cases (CFR)	# Deaths among All Cases (CFR)
Akwa Ibom	1	1 (100%)	0	1	0	0
Uyo	1	1 (100%)	0	1	0	0
Bauchi	153	136 (89%)	8	1	1 (11%)	10 (7%)
Bauchi	1	1 (100%)	0	0	0	0
Darazo	1	1 (100%)	1	0	0	0
Ganjuwa	141	124 (88%)	7	1	1 (13%)	10 (7)
Jama'are	6	6 (100%)	0	0	0	0
Ningi	2	2 (100%)	0	0	0	0
Tafawa-Balewa	1	1 (100%)	0	0	0	0
Warji	1	1 (100%)	0	0	0	0
Benue	123	23 (19%)	11	3	0	48 (39%)
Ogbadibo	119	19 (16%)	11	2	0	48 (40%)
Okpokwu	4	4 (100%)	0	1	0	0
Borno	53	1 (2%)	1	4	0	0
Bama	1	0 (0%)	0	0	0	0
Bayo	5	0 (0%)	0	0	0	0
Chibok	3	0 (0%)	0	0	0	0
Dambo	4	0 (0%)	0	0	0	0
Gubio	8	0 (0%)	0	0	0	0
Gwoza	9	1 (11%)	1	0	0	0
Hawul	2	0 (0%)	0	1	0	0
Jere	6	0 (0%)	0	2	0	0
Kala/Balge	1	0 (0%)	0	0	0	0
Konduga	5	0 (0%)	0	0	0	0
Magumeri	2	0 (0%)	0	0	0	0
Mobbar	2	0 (0%)	0	0	0	0
Monguno	1	0 (0%)	0	0	0	0
Ngala	1	0 (0%)	0	0	0	0
Nganzai	1	0 (0%)	0	0	0	0
Shani	2	0 (0%)	0	0	0	0
Delta	233	150 (64%)	17	10	6 (22%)	59 (25%)
Aniocha North	2	2 (100%)	0	0	0	1 (50%)
Aniocha South	5	5 (100%)	4	0	0	0
Ika North East	199	120 (60%)	8	9	4 (23%)	54 (27%)
Ika South	16	12 (75%)	1	0	0	4 (25%)
Isoko North	1	1 (100%)	0	0	0	0
Ndokwa West	2	2 (100%)	1	0	0	0
Oshimili North	1	1 (100%)	1	0	1 (100)	0
Oshimili South	2	2 (100%)	1	1	0	0
Ughelli North	2	2 (100%)	0	0	0	0
Ukwuani	2	2 (100%)	1	0	1 (100)	0
Warri North	1	1 (100%)	0	0	0	0
Ebonyi	40	4 (10%)	1	2	1 (33%)	10 (25%)
Abakaliki	1	0 (0%)	0	0	0	0
Afikpo North	4	0 (0%)	0	0	0	0
Afikpo South	1	0 (0%)	0	0	0	0
Ebonyi	3	1 (33%)	0	0	0	1 (33%)
Ezza North	1	0 (0%)	0	0	0	0
Ezza South	2	0 (0%)	0	0	0	0
Ikwo	2	0 (0%)	0	0	0	0
Ishielu	1	0 (0%)	0	0	0	0
Izzi	7	0 (0%)	0	0	0	0
Ohaukwu	17	3 (18%)	1	2	1 (33%)	9 (53%)

Onicha	1	0 (0%)		0	0	0
Enugu	418	90 (22%)	30	6	9 (15%)	120 (29%)
Enugu East	14	7 (50%)	1	1	1 (50%)	1 (7%)
Enugu North	3	1 (33%)	1	0	0	0
Igbo Etit	21	10 (48%)	5	0	1 (20%)	5 (24%)
Igbo-Eze North	173	17 (10%)	9	2	4	99 (57%)
Igbo-Eze South	12	4 (33%)	0	0	0	0
Isi-Uzo	39	23 (59%)	5	1	1 (17%)	12 (31%)
Nkanu East	10	8 (80%)	0	0	0	0
Nkanu West	5	3 (60%)	2	0	0	0
Nsukka	128	9 (7%)	4	2	1 (17%)	1 (1%)
Orji River	1	0 (0%)	0	0	0	0
Udenu	8	6 (75%)	3	0	1 (33%)	1 (13%)
Udi	1	0 (0%)	0	0	0	0
Uzo-Uwani	3	2 (67%)	0	0	0	1 (33%)
Gombe	1	1(100%)	0	1	0	0 (0%)
Akko	1	1(100%)	0	1	0	0 (0%)
Kogi	8	3 (38%)	1	0	0	0
Lokoja	1	1 (100%)	1	0	0	0
Olamaboro	7	2 (29%)	0	0	0	0
Osun	1	1 (100%)	0	1	0	0
Ilesha East	1	1 (100%)	0	1	0	0
Oyo	53	53 (100%)	0	1	0	2 (4%)
Akinyele	1	1 (100%)	0	0	0	0
Atiba	4	4 (100%)	0	0	0	0
Egbeda	2	2 (100%)	0	0	0	0
Ibadan North	1	1 (100%)	0	0	0	0
Ibadan North East	4	4 (100%)	0	1	0	0
Ibadan North West	2	2 (100%)	0	0	0	0
Ibarapa East	2	2 (100%)	0	0	0	0
Ibarapa North	8	8 (100%)	0	0	0	0
Ido	2	2 (100%)	0	0	0	0
Iseyin	1	1 (100%)	0	0	0	0
Itesiwaju	5	5 (100%)	0	0	0	0
Iwajowa	1	1 (100%)	0	0	0	0
Lagelu	1	1 (100%)	0	0	0	0
Ogbomosho North	2	2 (100%)	0	0	0	2 (100%)
Ogbomosho South	2	2 (100%)	0	0	0	0
Ogo Oluwa	1	1 (100%)	0	0	0	0
Olorunsogo	2	2 (100%)	0	0	0	0
Oluyole	1	1 (100%)	0	0	0	0
Ona Ara	2	2 (100%)	0	0	0	0
Orelope	2	2 (100%)	0	0	0	0
Oyo West	1	1 (100%)	0	0	0	0
Saki East	1	1 (100%)	0	0	0	0
Surulere	5	5 (100%)	0	0	0	0
Plateau	16	16 (100%)	0	1	0	0
Bokkos	2	2 (100%)	0	0	0	0
Jos East	2	2 (100%)	0	0	0	0
Jos North	2	2 (100%)	0	0	0	0
Kanke	2	2 (100%)	0	0	0	0
Langtang North	2	2 (100%)	0	1	0	0
Langtang South	1	1 (100%)	0	0	0	0
Mikang	1	1 (100%)	0	0	0	0
Riyom	2	2 (100%)	0	0	0	0
Wase	2	2 (100%)	0	0	0	0
Taraba	15	15 (100%)	0	1	0	0
Ardo-Kola	4	4 (100%)	0	0	0	0
Donga	2	2 (100%)	0	0	0	0

Gashaka	1	1 (100%)	0	0	0	0
Gassol	1	1 (100%)	0	0	0	0
Jalingo	2	2 (100%)	0	1	0	0
Karim-Lamido	2	2 (100%)	0	0	0	0
Sardauna	1	1 (100%)	0	0	0	0
Takum	2	2 (100%)	0	0	0	0
TOTAL	1,115	494 (44%)	69	32	17 (17%)	249 (22%)

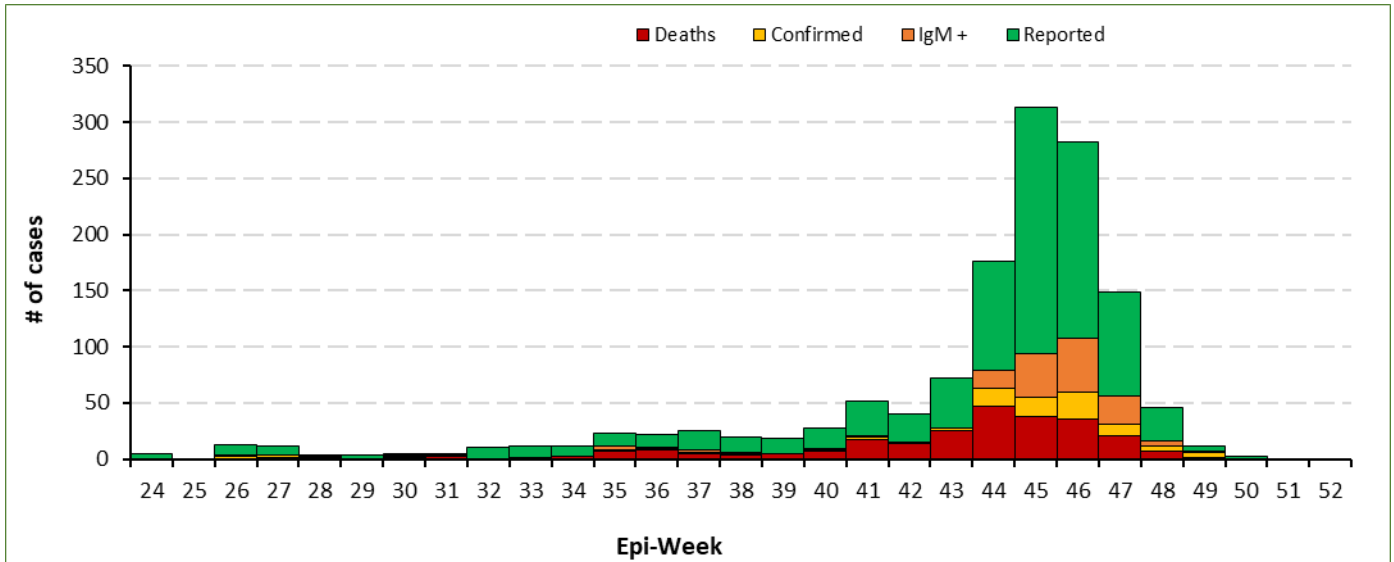


Figure 1: Epicurve of YF cases in Akwa Ibom, Bauchi, Benue, Borno, Delta, Ebonyi, Enugu, Kogi, Osun, Oyo, Plateau and Taraba States, epi-week 24 – 50, 2020

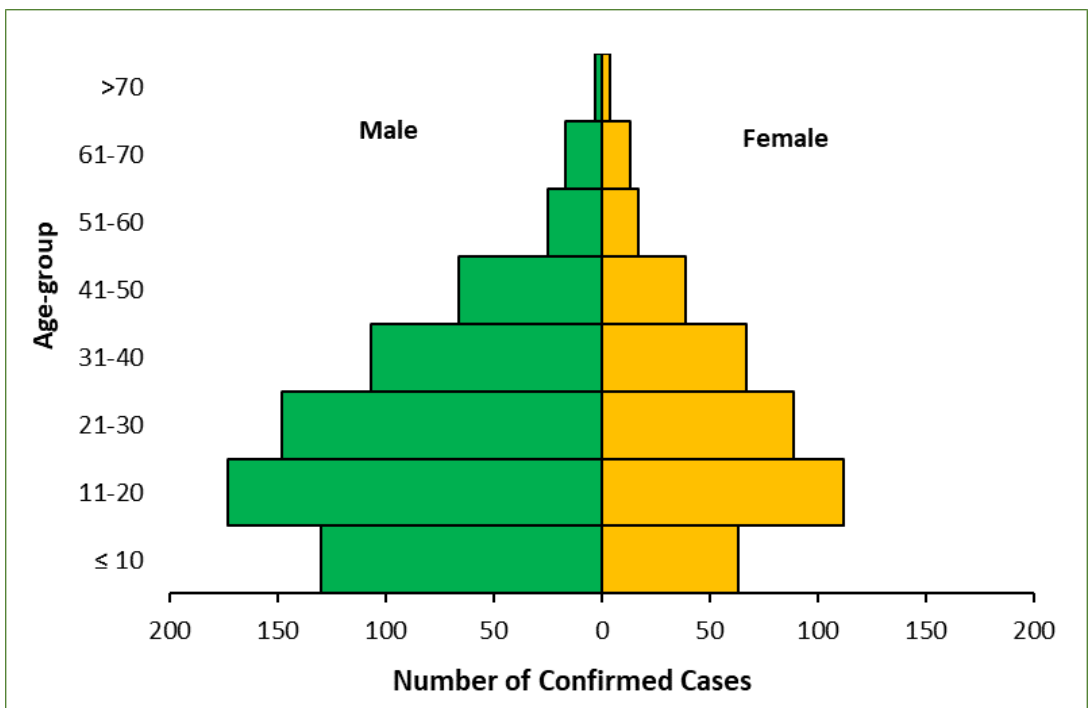


Figure 3: Age and sex distribution of yellow fever cases in Akwa Ibom, Bauchi, Benue, Borno, Delta, Ebonyi, Enugu, Kogi, Osun, Oyo, Plateau and Taraba States, epi-week 24 – 50, 2020

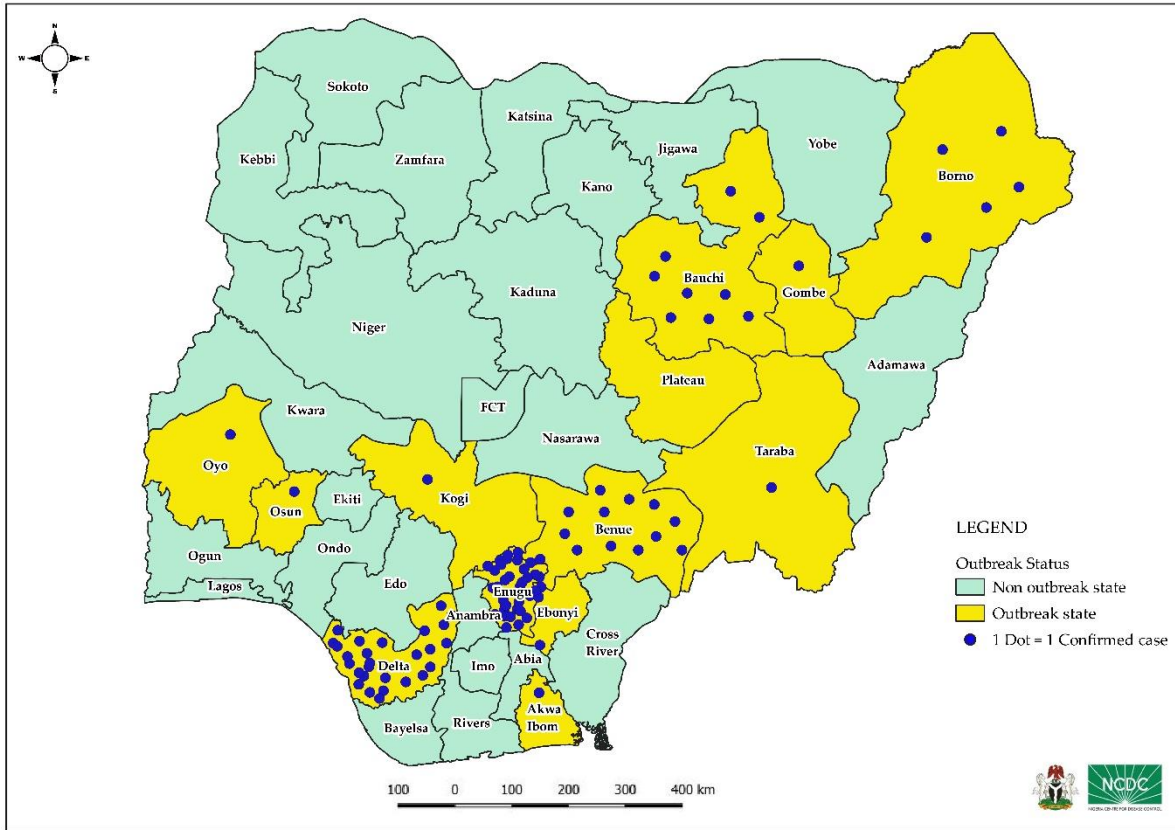


Figure 2: Map of Nigeria showing states and LGAs with yellow fever outbreak, epi-week 24 – 50, 2020

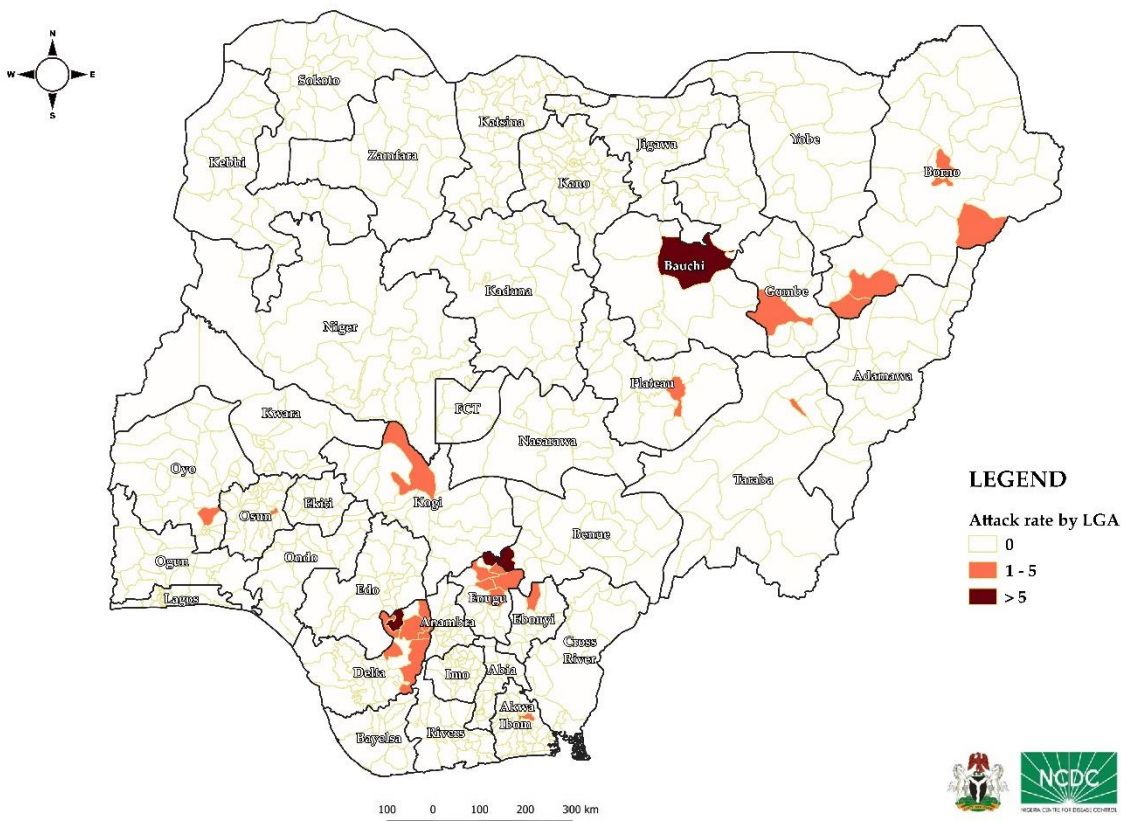


Figure 4: Map of Nigeria showing yellow fever outbreak attack rates in affected LGAs, epi-week 24 – 50, 2020



Figure 5: Epicurve of YF cases in Bauchi, Benue, Delta, Enugu, Ebonyi, Borno, Kogi, Oyo, Plateau and Taraba States, epi-week 24 – 50, 2020

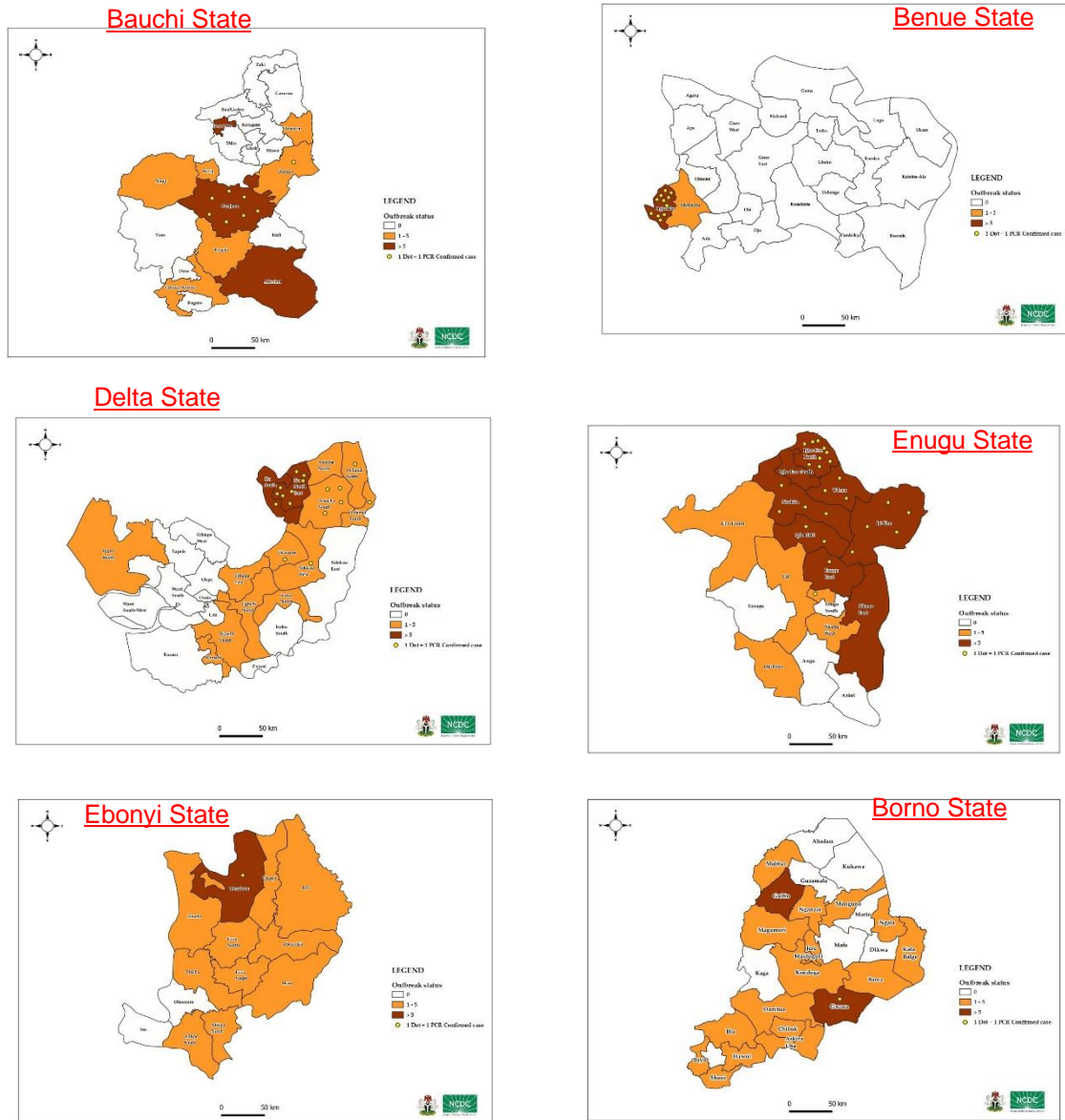
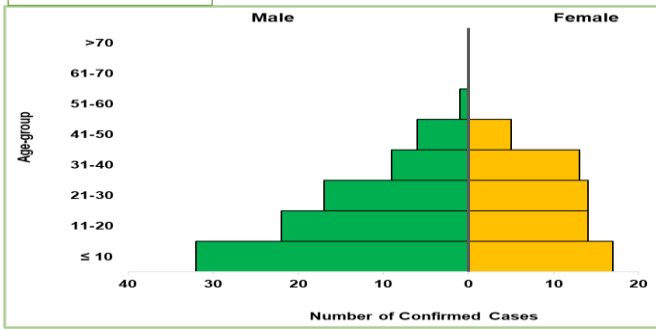
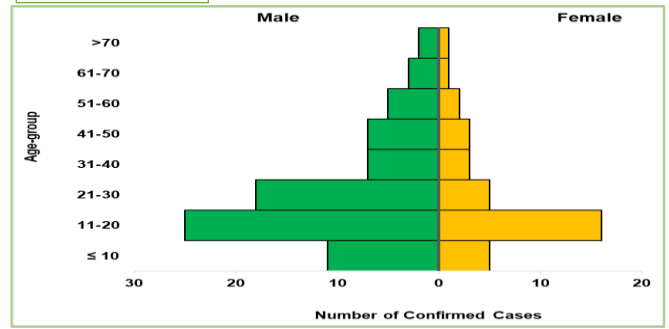


Figure 6: Map of the affected states showing yellow fever cases, epi-week 24 – 50, 2020

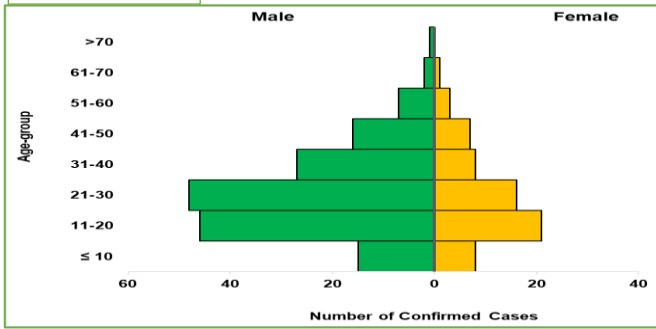
BAUCHI STATE



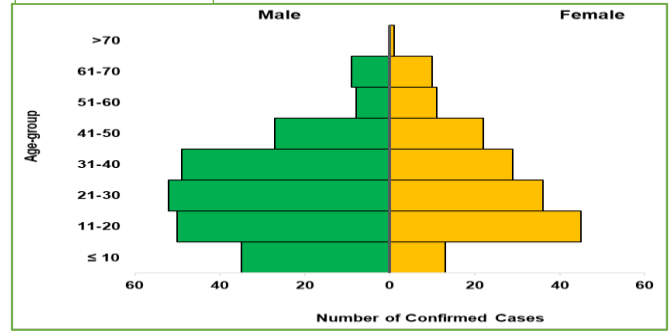
BENUE STATE



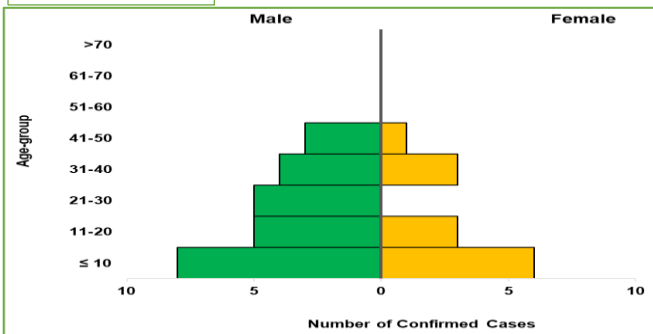
DELTA STATE



ENUGU STATE



EBONYI STATE



BORNO STATE

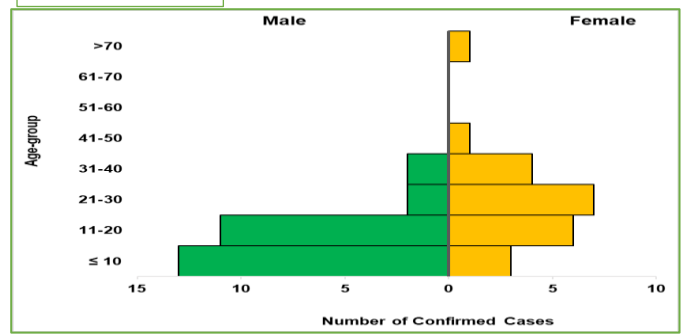


Figure 7: Age and sex distribution of suspected YF cases in Bauchi, Benue, Delta, Enugu, Ebonyi, Borno, Kogi, Plateau and Taraba States, epi-week 24 – 50, 2020