

TITLE:	UPDATE ON MPOX (MPX) IN NIGERIA
SERIAL NUMBER:	2
EPI-WEEK:	5-8
DATE:	February 25, 2024

Table 1 – Key Indicators

Reporting Year	Reporting week	Suspected cases	Confirmed cases	Deaths (Confirmed cases)	Case Fatality Rate %(CFR)	States Affected (Confirmed cases)	LGAs Affected (Confirmed cases)
2024 Current	Week 5-8	104	4	0	0	4	4
2024 Cumulative	Week 1-8	158	6	0	0.	6	6
2023 Cumulative	Week 52	1182	98	2	2	25 +FCT	65

Highlights

- In weeks 5-8, 2024, **104 new suspected cases were reported from twenty-one (21) States and FCT across 52 Local Government Areas** compared with 54 cases reported in week 1-4, 2024.
- Four (4) new confirmed cases (4/104) in weeks 5-8 (**Osun 1, Delta 1, Akwa Ibom 1, Cross River 1**) 2024, compared with two (2) confirmed cases reported in week 1-4, 2024.
- Six (6) confirmed cases have been reported in 6 states across six (6) Local Government Areas.
- No death was recorded in week in 2024.
- Overall, since the re-emergence of Mpox in September 2017, 3929 suspected cases have been reported from 36 States and FCT in the country. Of these 3929 suspected cases, 1092 (27.8%) were confirmed (with males predominantly affected) from 35 States and FCT. seventeen (17) deaths have been recorded since the re-emergence in 2017.
- The National Mpox multi-partner, multi-sectoral Technical Working Group (TWG) continues to coordinate the response activities at all levels.

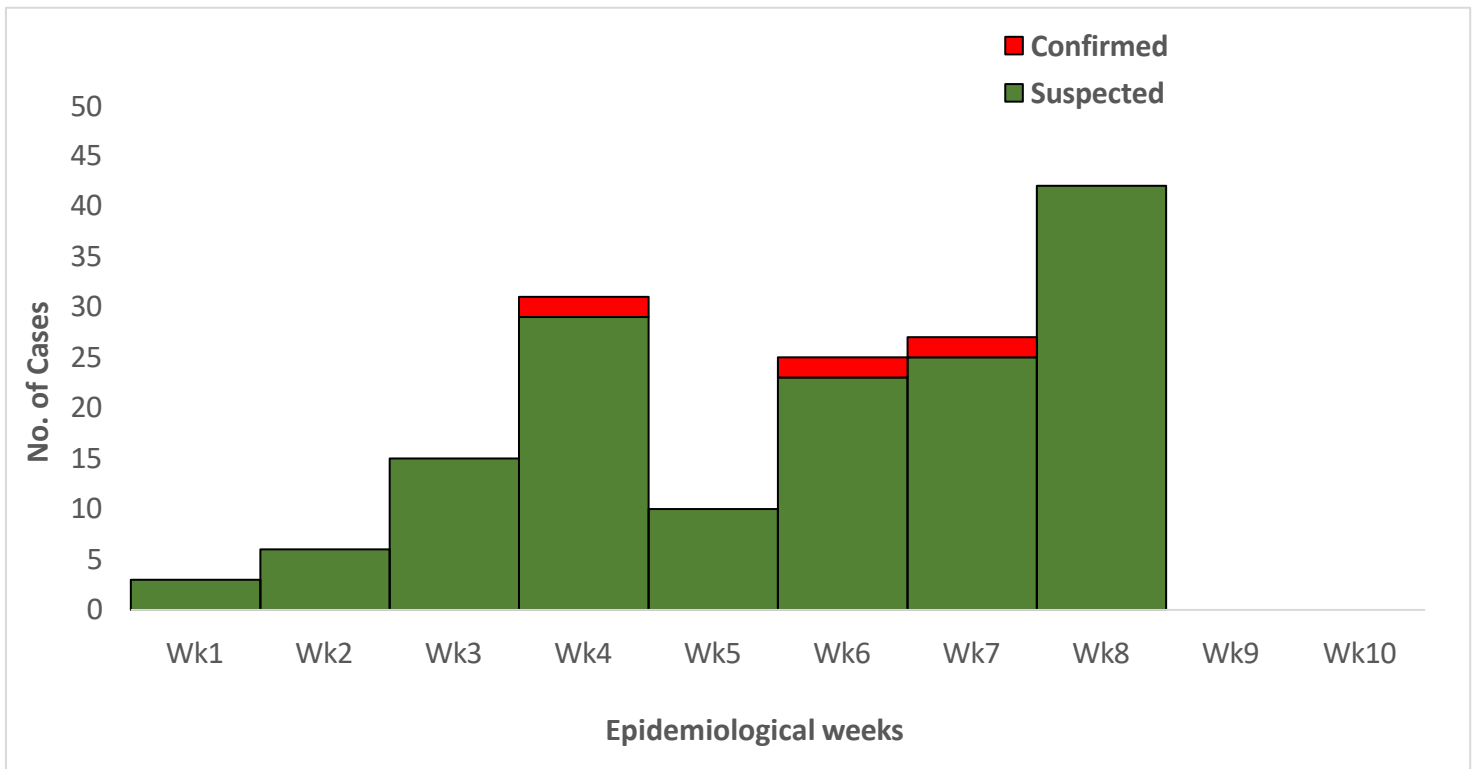


Figure 1: Epidemic curve of suspected and confirmed Mpox cases January 2024 till date.

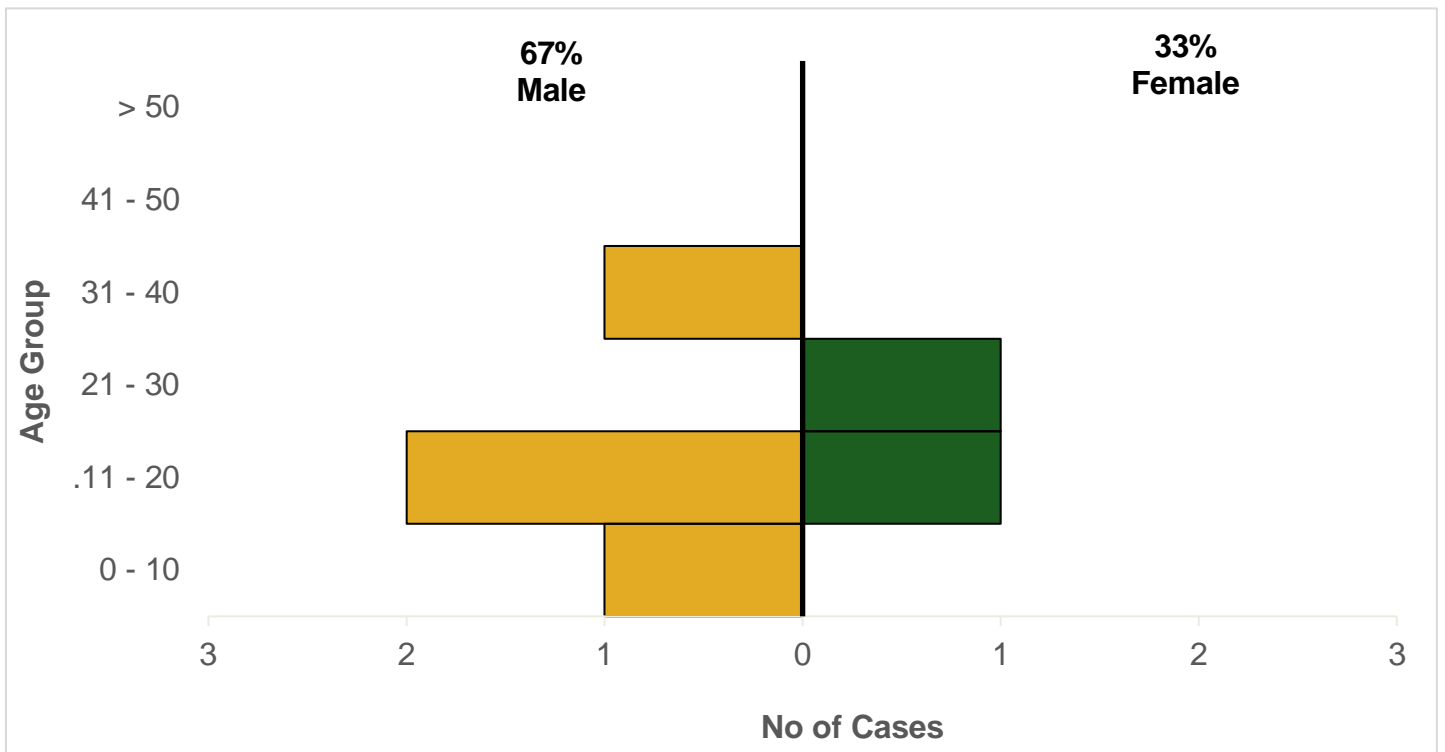


Figure 2: Age and sex distribution of Nigeria confirmed monkeypox cases from January 2024 till date.

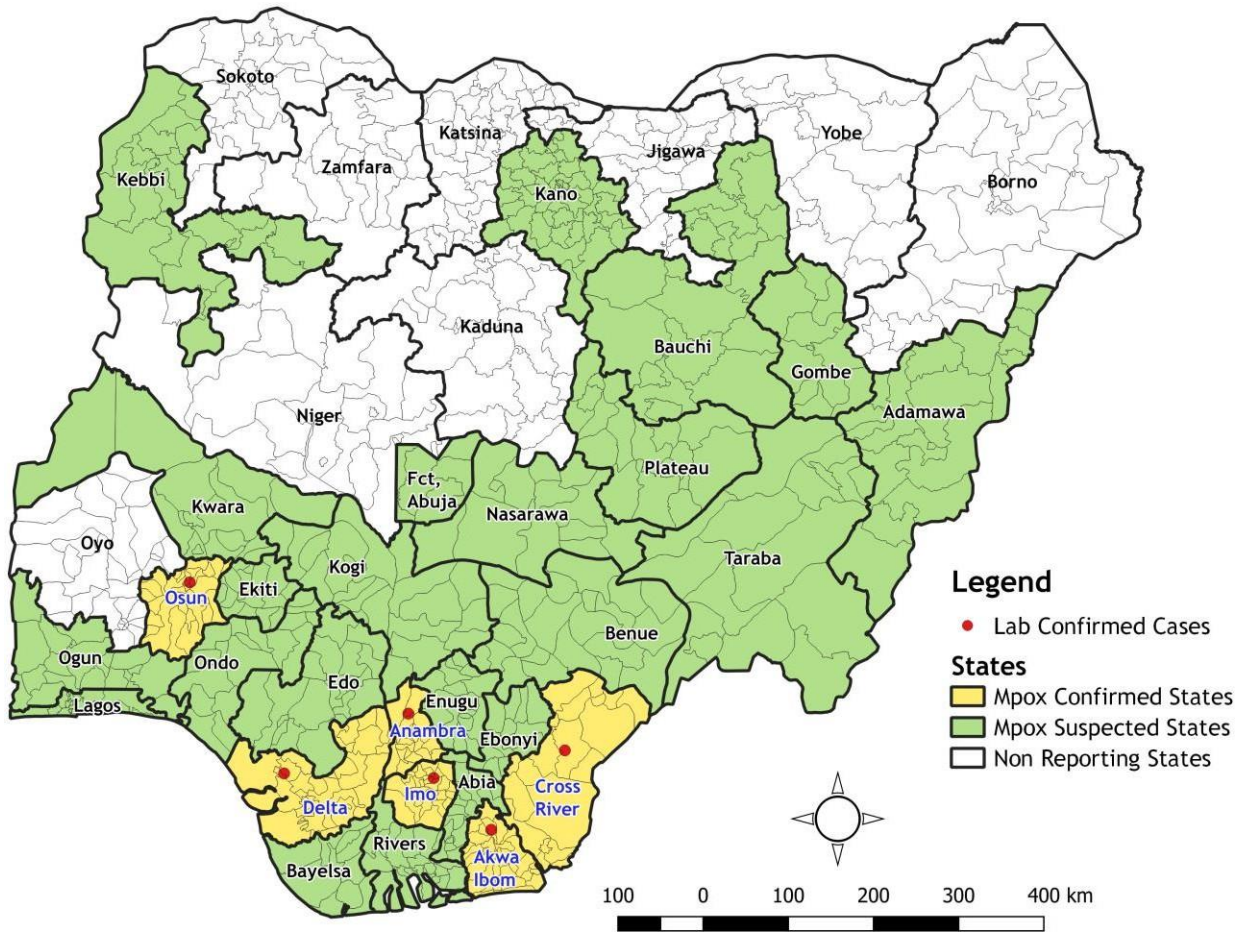


Figure 3: Map of Nigeria showing States with suspected and confirmed Mpox Cases from January 2024 till date.

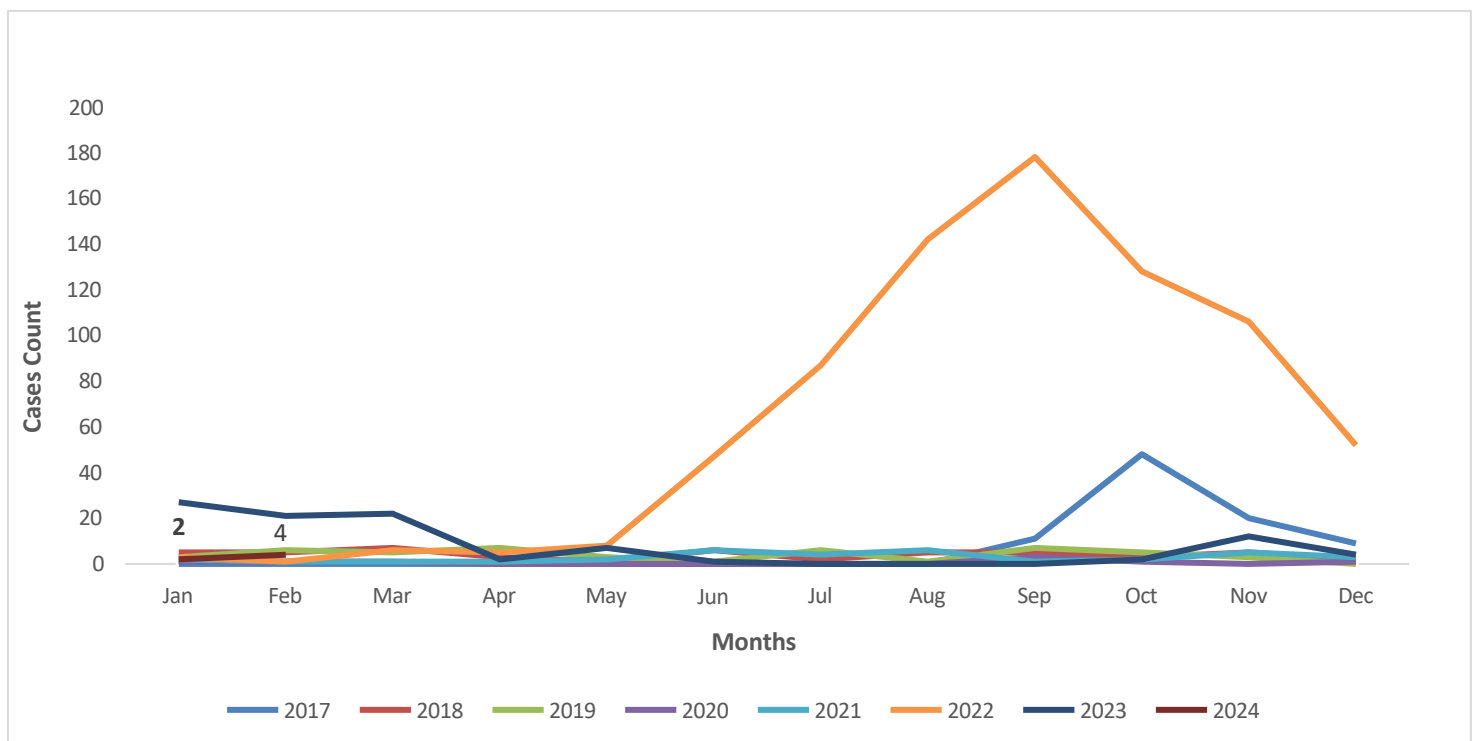


Figure 5: Nigeria confirmed Mpox cases by the year of incidence- September 2017 to 25th February 2024.

Table 1: Summary statistics for annual Nigeria Mpox cases by reporting year, September 2017 – 25th February 2024

Reporting year	Suspected cases	Confirmed cases	Deaths (Confirmed cases)	Case Fatality Ratio (CFR)	States Affected (Confirmed cases)	LGAs Affected (Confirmed cases)
2024	158	6	0	0.0	6	6
2023	1182	98	2	2.0	25 + FCT	65
2022	2123	762	7	0.9	34 + FCT	238
2021	98	34	0	0.0	8 + FCT	25
2020	35	8	0	0.0	5	7
2019	65	47	1	2.1	11	26
2018	116	49	1	2.0	13	25
2017	198	88	6	6.8	14 + FCT	33

Table 2: Age distribution of cumulative number of confirmed Mpox cases September 2017 – 25th February 2024

Age Group	2017	2018	2019	2020	2021	2022	2023	2024	Total
0-10 Years	7	5	1	0	1	125	21	1	161
11-20 Years	12	4	1	0	4	123	8	3	155
21-30 Years	34	13	13	4	10	187	24	1	286
31- 40 Years	26	17	22	4	13	205	21	1	309
41-50 Years	9	10	9	0	5	89	17	0	139
> 50 Years	0	0	1	0	1	33	7	0	42
Total	88	49	47	8	34	762	98	6	1092

Table 3: Nigeria confirmed Mpox cases by State, September 2017 – 28th January 2024

S/N	State	2017	2018	2019	2020	2021	2022	2023	2024	Total
1	Lagos	4	1	15	4	6	188	27	0	245
2	Rivers	25	14	7	1	5	37	4	0	93
3	Bayelsa	19	11	7	0	6	45	2	0	90
4	Abia	1	2	0	0	0	58	6	0	67
5	Delta	3	6	10	1	9	31	3	1	64
6	Imo	5	2	1	0	0	45	5	1	59
7	Ogun	0	0	0	0	1	40	17	0	58
8	Ondo	0	0	0	0	0	40	2	0	42
9	Edo	4	1	1	0	4	27	4	0	41
10	FCT	5	0	0	0	1	25	4	0	35
11	Anambra	0	1	1	0	0	25	0	1	28
12	Cross River	9	3	1	0	1	12	1	1	28
13	Kwara	0	0	0	0	0	21	0	0	21
14	Plateau	0	2	0	1	0	16	0	0	19
15	Akwa Ibom	6	0	1	0	0	12	4	1	24
16	Nasarawa	1	1	0	0	0	17	1	0	20
17	Adamawa	0	0	0	0	0	16	0	0	16
18	Oyo	1	3	2	0	0	10	1	0	17
19	Kaduna	0	0	0	0	0	15	2	0	17
20	Ebonyi	0	0	0	1	0	12	1	0	14
21	Benue	2	0	0	0	0	10	0	0	12
22	Borno	0	0	0	0	0	11	2	0	13
23	Enugu	1	2	1	0	0	4	4	0	12

24	Katsina	0	0	0	0	0	8	1	0	9
25	Taraba	0	0	0	0	0	7	0	0	7
26	Kano	0	0	0	0	0	7	0	0	7
27	Gombe	0	0	0	0	0	6	0	0	6
28	Kogi	0	0	0	0	0	5	2	0	7
29	Osun	0	0	0	0	0	5	1	1	7
30	Ekiti	2	0	0	0	0	1	1	0	4
31	Niger	0	0	0	0	1	1	1	0	3
32	Kebbi	0	0	0	0	0	2	1	0	3
33	Bauchi	0	0	0	0	0	1	0	0	1
34	Zamfara	0	0	0	0	0	1	0	0	1
35	Yobe	0	0	0	0	0	1	0	0	1
36	Jigawa	0	0	0	0	0	0	1	0	1
	Grand Total	88	49	47	8	34	762	98	6	1092

Notes on this report.

Data Source

Information for this disease was case-based data retrieved from the National Mpox Emergency Operations Centre.

Case definitions

Suspected case

- An acute illness with fever $>38.3^{\circ}\text{C}$, intense headache, lymphadenopathy, back pain, myalgia, and intense asthenia followed one to three days later by a progressively developing rash often beginning on the face (most dense) and then spreading elsewhere on the body, including soles of feet and palms of the hand.

Probable case

- A case that meets the clinical case definition is not laboratory-confirmed but has an epidemiological link to a confirmed case.

Confirmed case.

- A clinically compatible case that is laboratory confirmed

Contact

- Any person who has been in direct or indirect contact with a confirmed case since the onset of symptoms, i.e., contact with skin lesions, oral secretions, urine, faeces, vomitus, blood, sexual contact, sharing a common space (anyone who has been in proximity with or without physical contact with a confirmed case)

Calculations

- Case Fatality Rate (CFR) for this disease is reported for confirmed cases only.