

# COVID-19 SITUATION REPORT

## SITUATION REPORT 51

April 19, 2020



DATA AS REPORTED AND ACCURATE BY NCDC by 12 Midnight April 19<sup>th</sup> 2020

### HIGHLIGHTS

- Two new states reported COVID-19 cases in Nigeria – Jigawa and Borno
- Although Enugu and Rivers have discharged all active cases of COVID-19, the total number of states that has been affected in Nigeria is now 22 (21 States + FCT)
- Eighty-six new cases reported – Lagos (70), FCT (7), Katsina (3), Akwa Ibom (3), Jigawa (1), Bauchi (1) and Borno (1)
- The DG NCDC and Officer-in-Charge of WHO met with the Governors and senior officials of Rivers and Delta States

### STATE OF THE NATION

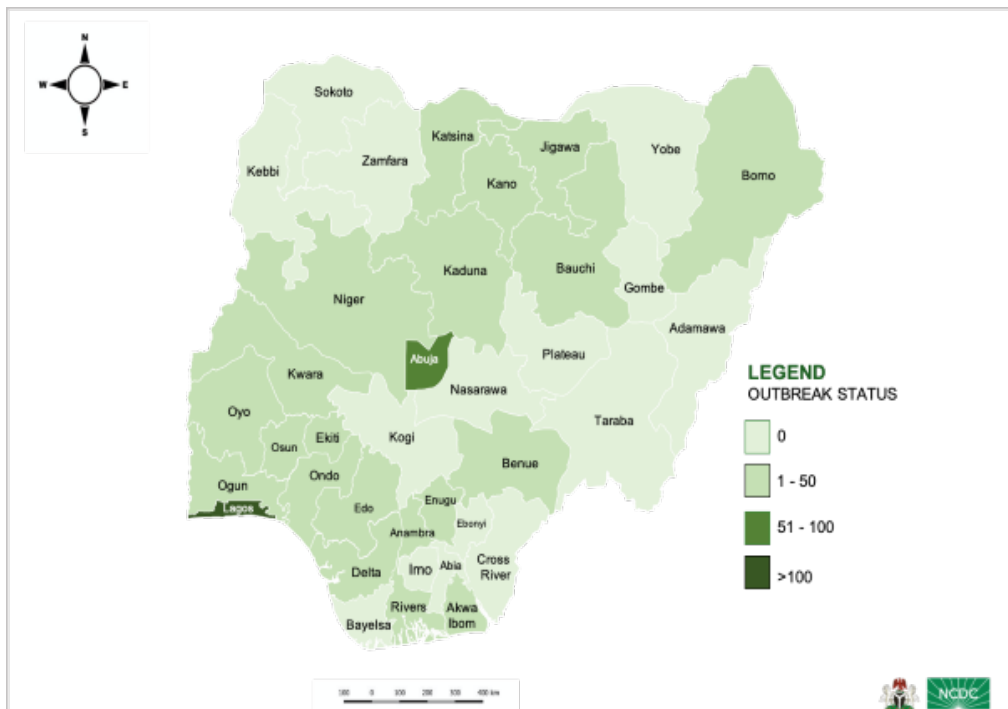


Fig. 1: Map of Nigeria showing the affected 19 States and FCT by COVID-19

### UPDATES IN NUMBERS

Total (New in the last 24 hours)

SAMPLES TESTED

**8003 (367)**

CONFIRMED CASES

**627 (86)**

AFFECTED STATES (INCLUDING FCT)

**22 (2)**

CONFIRMED DISCHARGED CASES

**170 (4)**

**CONFIRMED FATALITIES**

**21 (2) – 3% CFR**

**DEMOGRAPHICS**

MALE – 441 (70%)

FEMALE – 186 (30%)

**MOST AFFECTED AGE GROUP**

31 - 40 (21%)

**TOTAL NUMBER OF PEOPLE OF INTEREST**

**9233 (Total)**

**9073 (98% - Exceeded Follow Up)**

**PROVENANCE**

TRAVEL HISTORY – 210 (34%)

CONTACTS – 235 (37%)

UNKNOWN SOURCE – 84 (13%)

INCOMPLETE – 98 (16%)

**GLOBAL UPDATES**

TOTAL NUMBER OF CASES

**2,241,359 (152,551 deaths)**

**COUNTRIES AFFECTED\***

**210**

[https://www.who.int/docs/default-source/coronaviruse/situation-reports/20200412-sitrep-83-covid-19.pdf?sfvrsn=697ce98d\\_4](https://www.who.int/docs/default-source/coronaviruse/situation-reports/20200412-sitrep-83-covid-19.pdf?sfvrsn=697ce98d_4)

Excluding the 2 International Conveyances

## GENERAL FACT SHEET (April 19<sup>th</sup>, 2020)

STATES	TOTAL CONFIRMED CASES	NEW CONFIRMED CASES	TOTAL DISCHARGED CASES	NEW DISCHARGED CASES	TOTAL DEATHS	NEW DEATHS	TOTAL ACTIVE CASES	DAYS SINCE LAST REPORTED CASE
Lagos	376	70	97	4	13	0	266	0
FCT	88	7	23	0	2	0	63	0
Kano	36	0	0	0	1	0	35	1
Osun	20	0	18	0	0	0	2	16
Oyo	16	0	5	0	0	0	11	1
Edo	15	0	6	0	1	0	8	5
Ogun	12	0	5	0	0	0	7	1
Katsina	12	3	0	0	1	0	11	0
Kwara	9	0	2	0	0	0	7	9
Akwa Ibom	9	3	3	0	1	1	5	0
Bauchi	7	1	1	0	0	0	6	0
Kaduna	6	0	4	0	0	0	2	11
Delta	4	0	0	0	1	0	3	4
Ekiti	3	0	2	0	0	0	1	18
Ondo	3	0	0	0	0	0	3	6
Rivers	2	0	2	0	0	0	0	4
Niger	2	0	0	0	0	0	2	23
Enugu	2	0	2	0	0	0	0	2
Jigawa	2	1	0	0	0	0	2	0
Benue	1	0	0	0	0	0	1	22
Anambra	1	0	0	0	0	0	1	9
Borno	1	1	0	0	1	1	0	0
<b>TOTAL</b>	<b>627</b>	<b>86</b>	<b>170</b>	<b>4</b>	<b>21</b>	<b>2</b>	<b>436</b>	

## SELECTED CHARTS

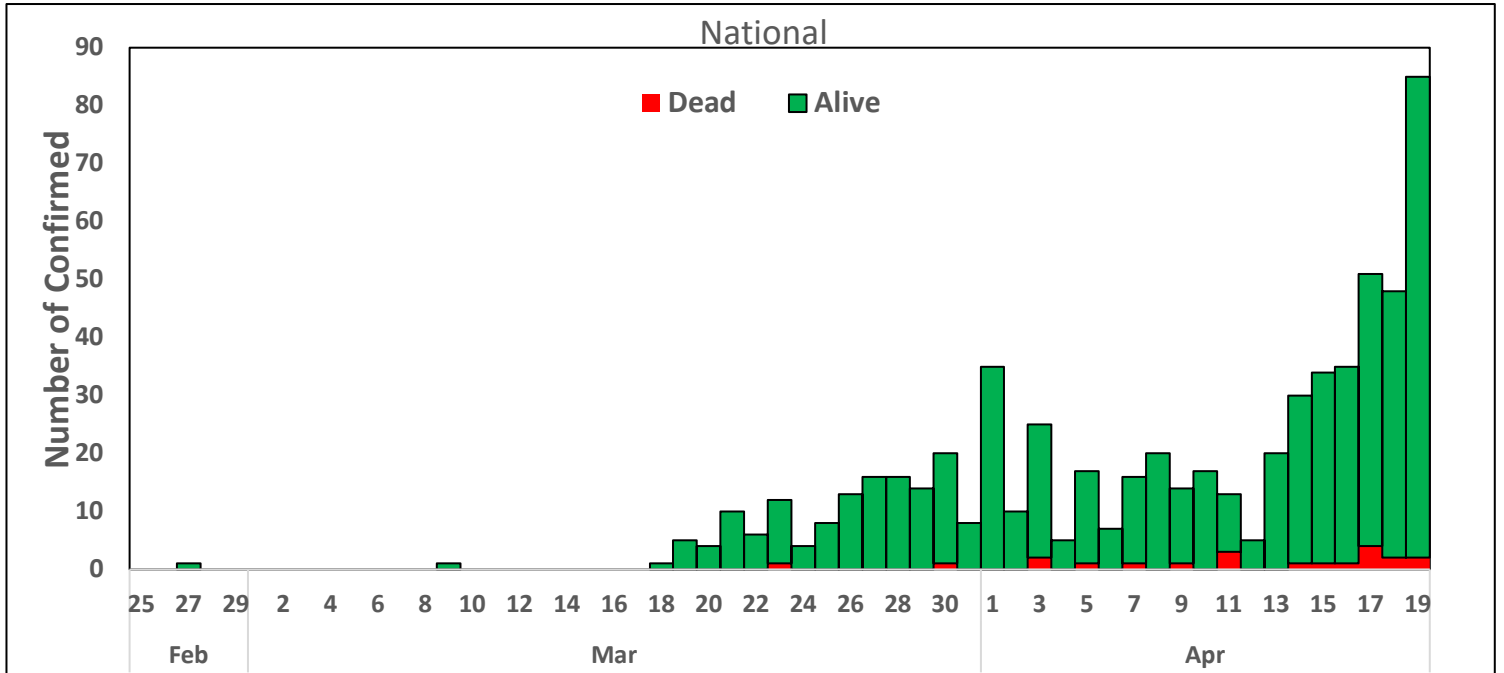


Fig. 3: Daily Epi-Curve of Confirmed Cases (wk9 – wk 16)

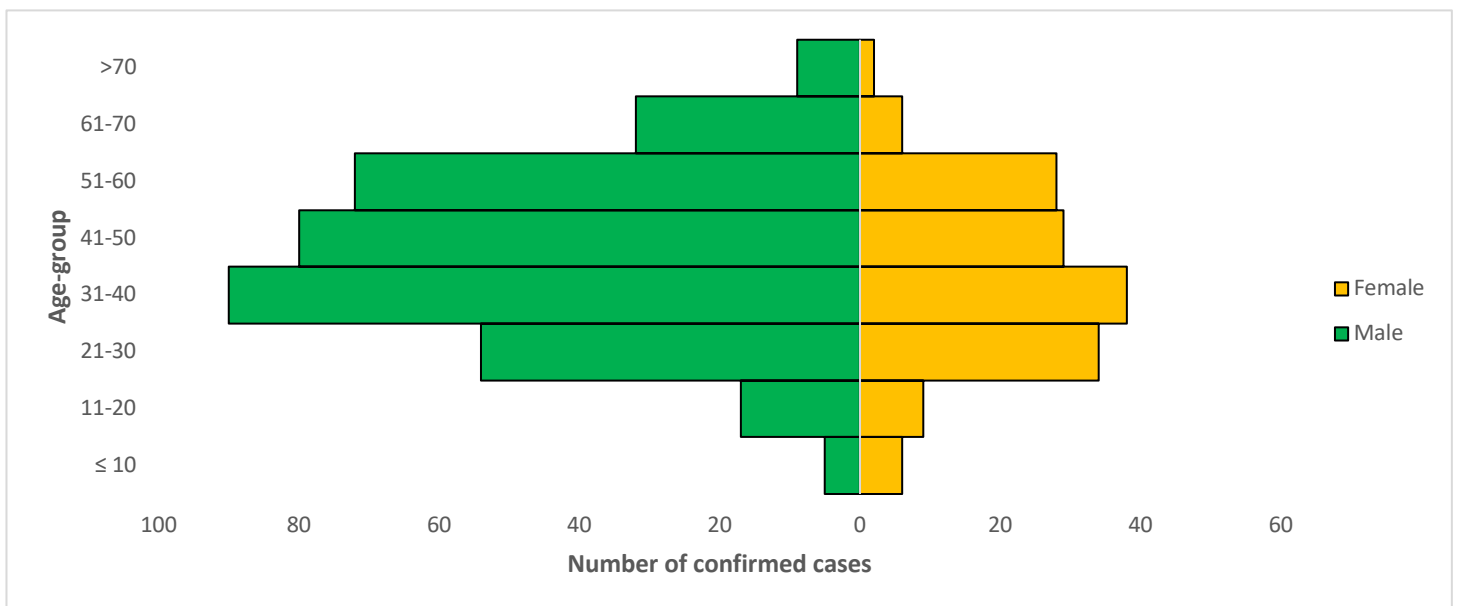


Fig. 4: Age-Sex distribution of Confirmed Cases (wk9 – wk16)

## RESPONSE ACTIVITIES

- Published the NCDC laboratory [new testing strategy](#) document
- Ongoing distribution of Viral Transport Medium (VTM) to all the States and FCT
- Deployment of COVID-19 starter packs to all tertiary institutions and Federal Medical Centres
- Fully set up expanded laboratory network for COVID-19 across the 6 geopolitical zones with 13 laboratories activated (NRL, DRL, IDH, LUTH, NIMR, ACEGID, UCH, ISTH, FETHA, AKTH and NVRI DNA and UMTH)
- Deployment of Rapid Response Team (RRT) to support response in all states with confirmed case(s) **Currently 23 RRTs** deployed
- All education materials can be found via [www.covid19.ncdc.gov.ng](http://www.covid19.ncdc.gov.ng)