

COVID-19 SITUATION REPORT

WEEKLY EPIDEMIOLOGICAL REPORT 22

Epi Week 10: 8th – 14th March 2021

DATA AS REPORTED AND ACCURATE BY NCDC AS AT MIDNIGHT 14th MARCH 2021

STATE OF THE NATION

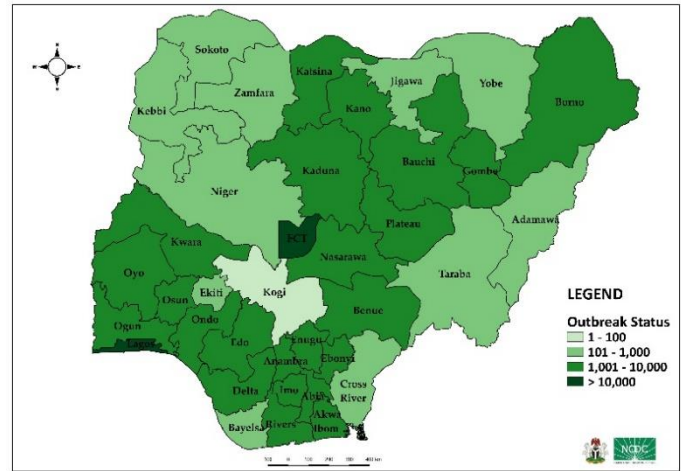
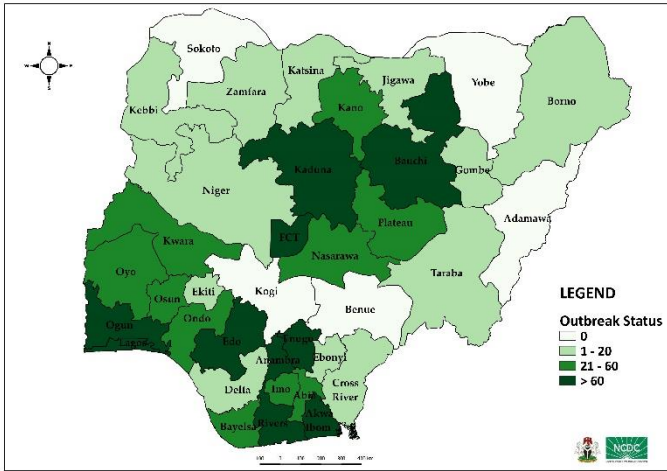


Fig 1. Distribution of cases (Epi Week 10 only)

Fig 2. Distribution of cumulative cases

HIGHLIGHTS

- In Week 10, the number of new confirmed cases decreased to **2,122** from **2,878** reported in week 09. These were reported in **31** states and FCT (Tables 1 & 2).
- In Week 10, the number of discharged cases increased to **7,343** from **4,314** in week 09. These were reported in **23** states and FCT (Tables 1 & 3).
- The number of reported deaths in the last one week in **12** states and FCT was **44** (Tables 1 & 4).
- Cumulatively, since the outbreak began in Week **9**, 2020 there have been **2,013** deaths reported with a case fatality rate (CFR) of **1.3%** (Tables 1 & 4).
- In Week 10, the number of in-bound international travellers at Nigerian airports was **12,306** compared with **13,034** in Week 09.
- In Week 10, the number of international travellers with a positive result was **76** compared to **136** from week 09.
- Globally, the count for confirmed COVID-19 cases is **119,220,681** with **2,642,826** deaths resulting in a case fatality rate of **2.2%**

GENERAL FACT SHEET – DATA AS AT 14TH MARCH 2021

Table 1: States with reported laboratory-confirmed COVID-19 cases, recoveries, deaths, samples tested and active cases

STATES	CONFIRMED		RECOVERIES		DEATHS		ACTIVE CASES	TESTING	
	Total	Last Week	Total	Last Week	Total	Last Week		Total	Last Week
Abia	1,629	41	1,564	61	21	0	44	20,727	1,518
Adamawa	942	0	270	0	31	0	641	14,944	1,612
Akwa Ibom	1,702	92	1,188	146	14	0	500	16,537	1,263
Anambra	1,909	96	1,826	227	19	0	64	23,163	1,792
Bauchi	1,463	189	1,267	71	17	0	179	22,969	4,195
Bayelsa	828	49	758	14	26	0	44	15,945	1,358
Benue	1,188	0	591	0	22	0	575	16,333	1,247
Borno	1,321	13	1,200	0	38	0	83	19,252	290
Cross River	344	10	313	39	17	0	14	6,677	972
Delta	2,593	11	1,744	0	69	4	780	33,687	1,305
Ebonyi	1,968	17	1,774	227	32	1	162	14,310	1,544
Edo	4,820	150	4,447	173	185	5	188	31,705	1,110
Ekiti	848	14	773	40	10	0	65	15,722	1,299
Enugu	2,221	65	1,865	0	29	0	327	20,445	1,526
FCT	19,470	120	15,587	3,661	154	1	3,729	230,607	5,302
Gombe	2,018	8	1,966	14	43	0	9	43,038	1,315
Imo	1,619	50	1,432	25	36	5	151	32,448	1,590
Jigawa	501	5	480	51	16	5	5	8,296	1,135
Kaduna	8,785	127	8,557	133	65	0	163	73,111	4,008
Kano	3,873	29	3,715	136	109	1	49	89,156	3,161
Katsina	2,073	13	2,030	5	34	0	9	37,668	2,146
Kebbi	427	15	323	0	14	0	90	12,510	1,088
Kogi	5	0	3	0	2	0	0	4,467	1,085
Kwara	3,014	52	2,668	83	55	4	291	22,716	1,802
Lagos	56,962	489	56,042	1,120	425	10	495	408,727	12,685
Nasarawa	2,292	41	373	0	13	0	1,906	22,151	1,590
Niger	923	4	417	0	17	0	489	17,283	1,059
Ogun	4,549	112	4,295	308	49	2	205	64,698	1,763
Ondo	3,116	50	2,080	0	61	3	975	23,311	1,731

STATES	CONFIRMED		RECOVERIES		DEATHS		ACTIVE CASES	TESTING	
	Total	Last Week	Total	Last Week	Total	Last Week		Total	Last Week
Osun	2,487	30	2,328	129	52	0	107	18,085	1,501
Oyo	6,807	41	6,187	403	116	2	504	55,220	2,246
Plateau	8,988	44	8,860	77	57	0	71	66,244	3,696
Rivers	6,803	123	6,457	163	98	1	248	151,490	5,863
Sokoto	769	0	741	0	28	0	0	18,686	959
Taraba	881	18	804	37	22	0	55	12,300	1,176
Yobe	293	0	259	0	9	0	25	9,214	952
Zamfara	226	4	215*	0	8	0	3	7,248	1,130
Total	160,657	2,122	145,399	7,343	2,013	44	13,245	1,701,090	80,014

*Zamfara case erroneously reported as discharge in last week

Test type disaggregation (last one week)

Type	Number of tests done	Percentage of tests done
PCR	38,537	48.2%
RDT	41,477	51.8%
TOTAL	80,014	

Test type disaggregation (cumulative)

Type	Number of tests done	Percentage of tests done
PCR	1,534,386	90.2%
RDT	166,704	9.8%
TOTAL	1,701,090	

RETURNING PASSENGERS TESTS

Over the last week, the following laboratories carried out COVID-19 tests for returning passengers:

LABORATORY	IN-BOUND
54Gene, Abuja	245
ACOUNS Laboratory Diagnostic Center	102
AML, Ikeja, Lagos	247
Arab Labs, Abuja	4
ARRIVE ALIVE , Ojuelegba, Lagos	82
BIOLOGIX	110
Cedarcrest, Abuja	107
CLINA-LANCET laboratories, Lagos	410
CLINA-LANCET laboratories, Abuja	27
CLINIX HEALTHCARE	162
DemyHealth	
DNA labs, Abuja	109
E-clinic & Diagnostics	27
EHA Clinics	503
Everight diagnostics (Abuja)	35
Everight diagnostics (Imo)	413
Harley and Rainbow Specialized Laboratory	72
LASUCOM Molecular Laboratory	12
MEDBURY, Rivers	55
MEDBURY PCR laboratory	774
Medicaid Abuja	238
SYNLAB	157
The Specialist Lab	10
TOTAL	47
UNION DIAGNOSTICS	32
ZAINE LAB	104
Grand Total	4,084

BACKLOG OF REPORTED TESTS

Name of Lab	# Test
SHAC, FCT	500

Laboratories without reports on number of samples tested this week.

AKTH (Kano)
 GH Onitsha (Anambra)
 UNIOSUN (Osun)
 SPIYMH (Kaduna)
 GH Saminaka (Kaduna)
 Kaduna Mobile Truck GX (Kaduna)
 Lawrence Henshaw (Cross River)
 SSH (Kogi)
 ATBU Bauchi (Bauchi)
 IFAIN (Kano)
 CAMRET (Sokoto)

DAILY CONFIRMED CASES – DATA AS AT 14TH MARCH 2021

Table 2: States with reported laboratory-confirmed COVID-19 cases daily over the last week

CONFIRMED CASES	WEEK 10	8 TH March	9 TH March	10 TH March	11 TH March	12 TH March	13 TH March	14 TH March
	TOTAL	Monday	Tuesday	Wednesday	Thursday	Friday	Saturday	Sunday
Abia	41	0	0	0	8	29	0	4
Adamawa	0	0	0	0	0	0	0	0
Akwa Ibom	92	0	5	33	23	16	15	0
Anambra	96	0	0	0	0	96	0	0
Bauchi	189	7	64	75	22	0	21	0
Bayelsa	49	18	12	0	0	6	0	13
Benue	0	0	0	0	0	0	0	0
Borno	13	0	0	8	0	0	0	5
Cross River	10	0	10	0	0	0	0	0
Delta	11	4	1	0	1	5	0	0
Ebonyi	17	0	14	0	0	3	0	0
Edo	150	56	8	20	8	50	8	0
Ekiti	14	1	3	0	6	0	4	0
Enugu	65	65	0	0	0	0	0	0
FCT	120	23	24	32	11	7	22	1
Gombe	8	0	2	0	4	2	0	0
Imo	50	0	0	17	0	28	4	1
Jigawa	5	0	0	0	0	0	0	5
Kaduna	127	14	26	26	14	13	14	20
Kano	29	5	2	1	5	6	3	7
Katsina	13	0	0	0	0	0	13	0
Kebbi	15	0	0	0	0	0	15	0
Kogi	0	0	0	0	0	0	0	0
Kwara	52	0	26	0	26	0	0	0
Lagos	489	102	86	36	107	101	25	32
Nasarawa	41	3	0	29	2	4	2	1
Niger	4	2	0	0	0	0	2	0
Ogun	112	20	16	22	21	19	13	1

CONFIRMED CASES	WEEK 10	8 TH March	9 TH March	10 TH March	11 TH March	12 TH March	13 TH March	14 TH March
	TOTAL	Monday	Tuesday	Wednesday	Thursday	Friday	Saturday	Sunday
Ondo	50	0	0	17	0	0	33	0
Osun	30	18	2	3	4	3	0	0
Oyo	41	8	0	21	3	6	0	3
Plateau	44	10	22	7	3	0	0	2
Rivers	123	15	23	25	19	5	11	25
Sokoto	0	0	0	0	0	0	0	0
Taraba	18	0	0	18	0	0	0	0
Yobe	0	0	0	0	0	0	0	0
Zamfara	4	0	0	4	0	0	0	0
Total	2,122	371	346	394	287	399	205	120

DAILY RECOVERIES – DATA AS AT 14TH MARCH 2021

Table 3: States with reported case management confirmed COVID-19 recoveries daily over the last week

CONFIRMED RECOVERIES	WEEK 10	8 TH March	9 TH March	10 TH March	11 TH March	12 TH March	13 TH March	14 TH March
	TOTAL	Monday	Tuesday	Wednesday	Thursday	Friday	Saturday	Sunday
Abia	61	0	0	0	48	13	0	0
Adamawa	0	0	0	0	0	0	0	0
Akwa Ibom	146	0	0	10	58	35	43	0
Anambra	227	0	0	0	0	227	0	0
Bauchi	71	2	0	29	40	0	0	0
Bayelsa	14	0	0	0	0	0	0	14
Benue	0	0	0	0	0	0	0	0
Borno	0	0	0	0	0	0	0	0
Cross River	39	0	33	0	0	0	6	0
Delta	0	0	0	0	0	0	0	0
Ebonyi	227	0	69	0	0	158	0	0
Edo	173	29	15	31	18	32	25	23
Ekiti	40	0	3	5	26	0	6	0
Enugu	0	0	0	0	0	0	0	0
FCT	3,661	1	28	4	1,858	831	439	500
Gombe	14	14	0	0	0	0	0	0
Imo	25	0	0	25	0	0	0	0
Jigawa	51	51	0	0	0	0	0	0
Kaduna	133	35	16	12	9	57	4	0
Kano	136	27	16	7	18	42	8	18
Katsina	5	0	0	0	0	0	5	0
Kebbi	0	0	0	0	0	0	0	0
Kogi	0	0	0	0	0	0	0	0
Kwara	83	0	83	0	0	0	0	0
Lagos	1,120	104	170	240	259	169	96	82
Nasarawa	0	0	0	0	0	0	0	0
Niger	0	0	0	0	0	0	0	0
Ogun	308	44	65	88	35	65	1	10
Ondo	0	0	0	0	0	0	0	0

CONFIRMED RECOVERIES	WEEK 10	8 TH March	9 TH March	10 TH March	11 TH March	12 TH March	13 TH March	14 TH March
	TOTAL	Monday	Tuesday	Wednesday	Thursday	Friday	Saturday	Sunday
Osun	129	81	15	0	5	10	8	10
Oyo	403	0	0	400	3	0	0	0
Plateau	77	27	14	0	13	0	0	23
Rivers	163	31	27	39	31	16	14	5
Sokoto	0	0	0	0	0	0	0	0
Taraba	37	0	0	37	0	0	0	0
Yobe	0	0	0	0	0	0	0	0
Zamfara	0	0	0	0	0	0	0	0
Total	7,343	446	554	927	2,421	1,655	655	685

DAILY FATALITIES – DATA AS AT 14TH MARCH 2021

Table 4: States with reported COVID-19 fatalities daily over the last week

CONFIRMED FATALITIES	WEEK 10	8 TH March	9 TH March	10 TH March	11 TH March	12 TH March	13 TH March	14 TH March
	TOTAL	Monday	Tuesday	Wednesday	Thursday	Friday	Saturday	Sunday
Abia	0	0	0	0	0	0	0	0
Adamawa	0	0	0	0	0	0	0	0
Akwa Ibom	0	0	0	0	0	0	0	0
Anambra	0	0	0	0	0	0	0	0
Bauchi	0	0	0	0	0	0	0	0
Bayelsa	0	0	0	0	0	0	0	0
Benue	0	0	0	0	0	0	0	0
Borno	0	0	0	0	0	0	0	0
Cross River	0	0	0	0	0	0	0	0
Delta	4	3	0	0	0	1	0	0
Ebonyi	1	0	1	0	0	0	0	0
Edo	5	4	0	0	1	0	0	0
Ekiti	0	0	0	0	0	0	0	0
Enugu	0	0	0	0	0	0	0	0
FCT	1	0	0	1	0	0	0	0
Gombe	0	0	0	0	0	0	0	0
Imo	5	0	0	0	0	4	1	0
Jigawa	5	5	0	0	0	0	0	0
Kaduna	0	0	0	0	0	0	0	0
Kano	1	0	1	0	0	0	0	0
Katsina	0	0	0	0	0	0	0	0
Kebbi	0	0	0	0	0	0	0	0
Kogi	0	0	0	0	0	0	0	0
Kwara	4	0	4	0	0	0	0	0
Lagos	10	1	0	2	4	2	1	0
Nasarawa	0	0	0	0	0	0	0	0
Niger	0	0	0	0	0	0	0	0

CONFIRMED FATALITIES	WEEK 10	8 TH March	9 TH March	10 TH March	11 TH March	12 TH March	13 TH March	14 TH March
	TOTAL	Monday	Tuesday	Wednesday	Thursday	Friday	Saturday	Sunday
Ogun	2	0	0	1	1	0	0	0
Ondo	3	0	0	1	0	0	2	0
Osun	0	0	0	0	0	0	0	0
Oyo	2	0	0	0	1	1	0	0
Plateau	0	0	0	0	0	0	0	0
Rivers	1	0	0	0	1	0	0	0
Sokoto	0	0	0	0	0	0	0	0
Taraba	0	0	0	0	0	0	0	0
Yobe	0	0	0	0	0	0	0	0
Zamfara	0	0	0	0	0	0	0	0
Total	44	13	6	5	8	8	4	0

RESPONSE COMMODITIES DISTRIBUTION

Table 5: Response commodities distributed in week 10.

S/N	PRODUCT DESCRIPTION	UOM	ABIA	ADAMAWA	AKWA IBOM	ANAMBRA	BAUCHI	BAYELSA	BENUE	BORNO	CROSS RIVER	DELTA	EBONYI	EDO
1	RDT	Test	1575	1575	1575	1575	1575	1575	1575	1575	1575	1575	1575	1575
		Packs	63	63	63	63	63	63	63	63	63	63	63	63
2	Coverall	Each	60	60	60	60	60	60	60	60	60	60	60	60
3	Surgical face mask	Pack	3	3	3	3	3	3	3	3	3	3	3	3
4	N95	Each	60	60	60	60	60	60	60	60	60	60	60	60
5	Face shield	Each	80	80	80	80	80	80	80	80	80	80	80	80
6	Absorbent bench pad	Each	50	50	50	50	50	50	50	50	50	50	50	50
7	Biohazard bag	Each	60	60	60	60	60	60	60	60	60	60	60	60
8	Latex hand gloves	Packs	10	10	10	10	10	10	10	10	10	10	10	10
9	Sharpie pen	Each	10	10	10	10	10	10	10	10	10	10	10	10
10	Head cover	Each	60	60	60	60	60	60	60	60	60	60	60	60
11	Large ziplock	Pack	1	1	1	1	1	1	1	1	1	1	1	1
12	Guaze roll	Each	1	1	1	1	1	1	1	1	1	1	1	1
13	Digital timers	Piece	2	2	2	2	2	2	2	2	2	2	2	2
14	Hypochlorite (1 LITRES)	Each	3	3	3	3	3	3	3	3	3	3	3	3

Table 5: Response commodities distributed in week 10 (cont'd)

S/N	PRODUCT DESCRIPTION	UOM	EKITI	ENUGU	GOMBE	IMO	JIGAWA	KADUNA	KANO	KASTINA	KEBBI	KOGI	LAGOS	KWARA
1	RDT	Test	1575	1575	1575	1575	1575	1575	1575	1575	1575	1575	1575	1575
		Packs	63	63	63	63	63	63	63	63	63	63	63	63
2	Coverall	Each	60	60	60	60	60	60	60	60	60	60	60	60
3	Surgical face mask	Pack	3	3	3	3	3	3	3	3	3	3	3	3
4	N95	Each	60	60	60	60	60	60	60	60	60	60	60	60
5	Face shield	Each	80	80	80	80	80	80	80	80	80	80	80	80
6	Absorbent bench pad	Each	50	50	50	50	50	50	50	50	50	50	50	50
7	Biohazard bag	Each	60	60	60	60	60	60	60	60	60	60	60	60
8	Latex hand gloves	Packs	10	10	10	10	10	10	10	10	10	10	10	10
9	Sharpie pen	Each	10	10	10	10	10	10	10	10	10	10	10	10
10	Head cover	Each	60	60	60	60	60	60	60	60	60	60	60	60
11	Large ziplock	Pack	1	1	1	1	1	1	1	1	1	1	1	1
12	Guaze roll	Each	1	1	1	1	1	1	1	1	1	1	1	1
13	Digital timers	Piece	2	2	2	2	2	2	2	2	2	2	2	2
14	Hypochlorite (1 LITRES)	Each	3	3	3	3	3	3	3	3	3	3	3	3

Table 5: Response commodities distributed in week 10 (cont'd)

S/N	PRODUCT DESCRIPTION	UOM	NIGER	NASARAWA	OGUN	ONDO	OSUN	OYO	PLATEAU	RIVERS	SOKOTO	TARABA	YOBE	ZAMFARA	FCT
1	RDT	Test	1575	1575	1575	1575	1575	1575	1575	1575	1575	1575	1575	1575	1575
		Packs	63	63	63	63	63	63	63	63	63	63	63	63	63
2	Coverall	Each	60	60	60	60	60	60	60	60	60	60	60	60	60
3	Surgical face mask	Pack	3	3	3	3	3	3	3	3	3	3	3	3	3
4	N95	Each	60	60	60	60	60	60	60	60	60	60	60	60	60
5	Face shield	Each	80	80	80	80	80	80	80	80	80	80	80	80	80
6	Absorbent bench pad	Each	50	50	50	50	50	50	50	50	50	50	50	50	50
7	Biohazard bag	Each	60	60	60	60	60	60	60	60	60	60	60	60	60
8	Latex hand gloves	Packs	10	10	10	10	10	10	10	10	10	10	10	10	10
9	Sharpie pen	Each	10	10	10	10	10	10	10	10	10	10	10	10	10
10	Head cover	Each	60	60	60	60	60	60	60	60	60	60	60	60	60
11	Large ziplock	Pack	1	1	1	1	1	1	1	1	1	1	1	1	1
12	Guaze roll	Each	1	1	1	1	1	1	1	1	1	1	1	1	1
13	Digital timers	Piece	2	2	2	2	2	2	2	2	2	2	2	2	2
14	Hypochlorite (1 LITRES)	Each	3	3	3	3	3	3	3	3	3	3	3	3	3

DAILY EPICURVE

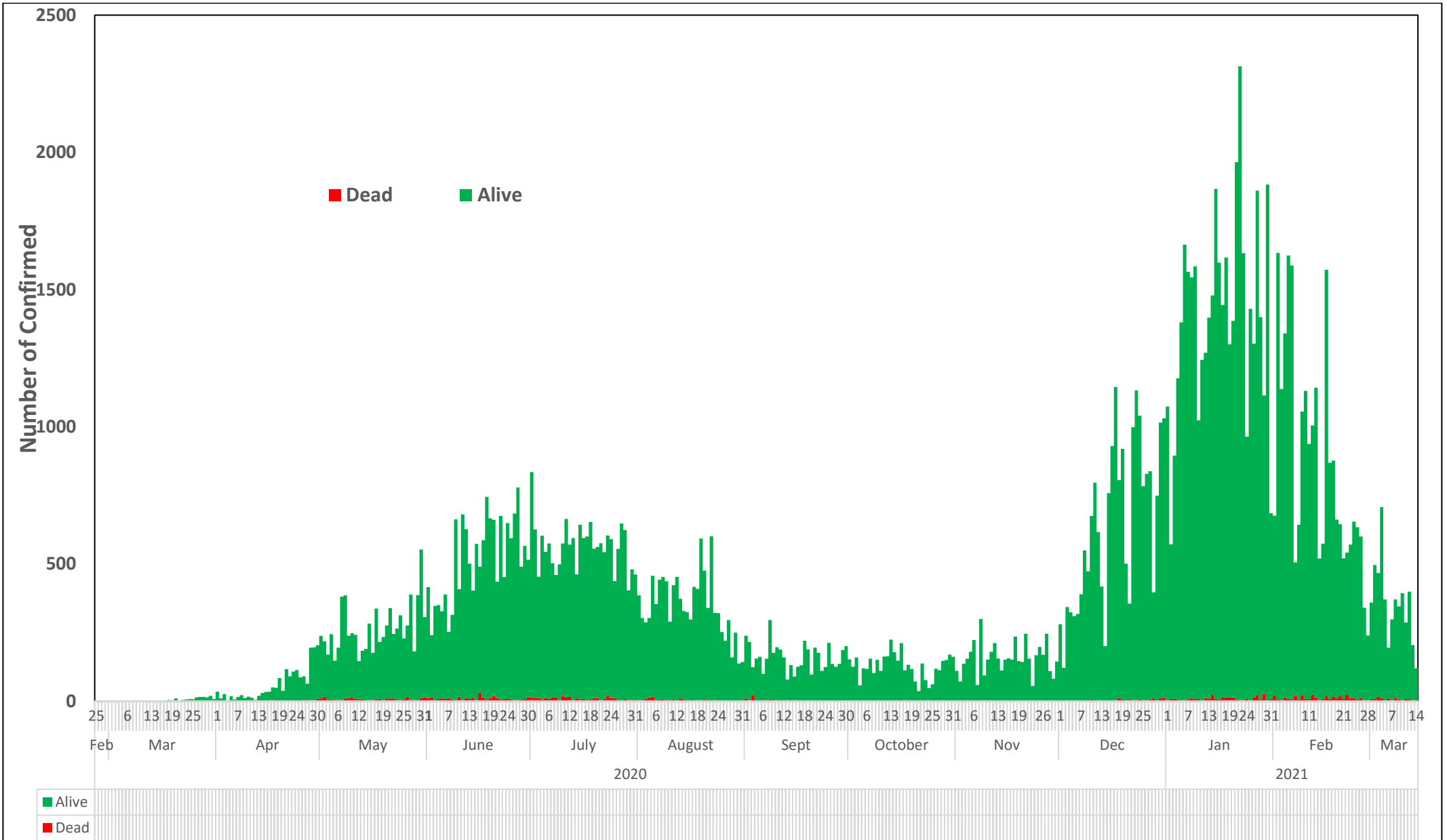


Figure 5: Daily epidemic curve of confirmed cases as reported per day as of 14th March 2021

AGE-GENDER BREAKDOWN

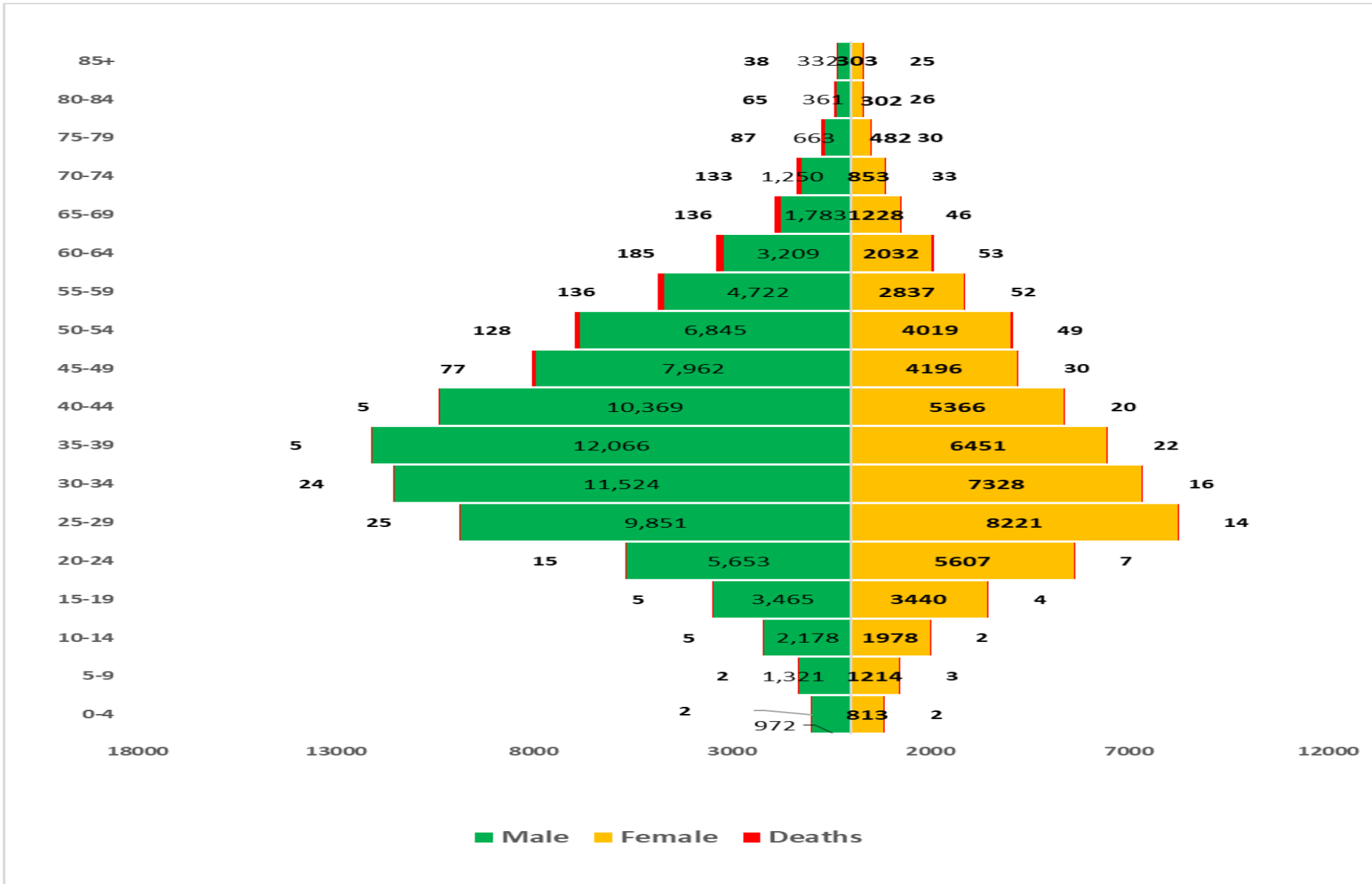


Figure 9: Chart with age and gender breakdown of cases and deaths (WK10, 2020 – WK09, 2021)

IN FOCUS: Continued Adherence to Non-Pharmaceutical Interventions

On the 2nd of March 2021, Nigeria received the first batch of COVID-19 vaccines through the COVAX Facility. The 3.92 million doses of the Oxford/ Astra Zeneca COVID-19 vaccines were received by the Presidential Task Force on COVID-19 and are being rolled out across the country by the National Primary Health Care Development Agency (NPHCDA).

The initial batch of vaccine doses in Nigeria were provided through the COVID-19 Global Access (COVAX) facility, an initiative led by GAVI the Vaccine Alliance, the World Health Organisation and the Coalition for Epidemic Preparedness Innovations (CEPI) with UNICEF as the implementing partner. The Facility has ensured vaccine safety, rigour in the approval process and equitable access to countries including Nigeria.

The NPHCDA has the mandate for vaccine rollout in Nigeria. Ahead of the receipt of the first doses of vaccines, NPHCDA launched a '[COVID-19 Vaccination e-registration](#)' platform for Nigerians.

The NPHCDA kicked off the vaccination rollout with the administration of the vaccine to the Presidency and members of the Presidential Task Force for COVID-19 (PTF) to demonstrate the safety and efficacy of the vaccines. Following this, the vaccines have been distributed to all states and the Federal Capital Territory.

The first phase of the vaccination campaign has begun with frontline health workers and strategic leadership, to protect them as they provide services for the country. As more vaccines become available, the vaccination campaign will be extended to more populations.

COVID-19 vaccines help our bodies develop immunity to the virus that causes COVID-19 without us having to get the illness. The Oxford/AstraZeneca vaccines require two doses to offer full protection. It is therefore important that Nigerians continue to take responsibility to protect themselves and others.

It typically takes a few weeks after vaccination for the body to produce the antibodies for protection. Therefore, it is possible that a person could be infected with the virus that causes COVID-19 just before or just after vaccination and then get sick because the vaccine did not have enough time to provide protection.

After getting vaccinated, a person might have some side effects, which are normal signs that the body is building protection. Common side effects are pain, redness, and swelling in the arm where you received the shot, as well as tiredness, headache, muscle pain, chills, fever, and nausea throughout the rest of the body. These usually resolve within days and do not present harm.

The NCDC will continue to work in solidarity with our sister agencies, NPHCDA and NAFDAC, especially in monitoring effects and effectiveness of the vaccine.

The COVID-19 vaccine offers great hope to controlling the pandemic. However, we must continue to adhere to all public health and social measures especially as the entire population cannot be vaccinated at once. Please remember to use a facemask covering your nose and mouth, wash your hands regularly with soap and under running water, avoid crowded places, cough or sneeze into your elbow and observe physical distance.

RESPONSE

On 28th February 2020, a multi-sectoral Emergency Operations Centre (EOC) was activated at Level 3 which is the highest emergency level in Nigeria. This is led by NCDC in close coordination with the State Public Health EOCs (PHEOC) and through the deployment of **52** Rapid Response Teams (RRT) to states. Currently, response activities include:

- **Provided supportive monitoring and supervision of infection prevention and control (IPC) activities with camps officials in preparation for National Youth Service Corp (NYSC) camp activities**
- **Held virtual strategic coordination meeting with State Incident Managers, State Epidemiologists and Case Management focal persons on reducing the rising number of deaths in the states**
- **Trained health workers on IPC basics with emphasis on screening, identification and notification of suspected cases of diseases in Edo State**
- **Conducted onsite training and supportive supervision in Ekiti State treatment centre**
- **Trained Local Government Area (LGA) staff on IPC protocols and injection safety during vaccination in Niger and Adamawa States**
- **Deployed IPC commodities and laboratory testing materials to NYSC camps across the country**
- **Continued media appearances on radio and television**
- Continued coordination of Rapid Response Teams (RRTs) deployed to states
- Continued follow up with states for daily reporting
- Provided supportive supervision and re-training of health workers across General Hospitals in Borno State
- Completed deployment of response materials and commodities to State Ministries of Health (SMOH) and Tertiary Health Facilities in Rivers, Edo, Bauchi, Gombe, Lagos, Kaduna, Plateau, Oyo, Anambra, Kwara, Sokoto, Jigawa, Kebbi, Imo, Taraba States
- Supported National Primary Health Care Development Agency (NPHCDA) at the commencement of the COVID-19 vaccination campaign
- Ongoing weekly meeting with response pillars to deliberate on areas of needs in terms of research activities

PREPAREDNESS

Since the confirmation of the first case on 27th February 2020, the NCDC has released advisories and statements to help Nigerians and affected groups in particular to respond to the pandemic

- NCDC published [One year of COVID-19 response in Nigeria](#)
- NCDC and NIMR publish [findings of COVID-19 household seroprevalence surveys in four states of Nigeria](#)
- NCDC published a [Statement on variants of SARS-CoV-2 in Nigeria](#)
- The Federal Ministry of Education (FME) and partners, PTF and NCDC have developed: [Guidance for integrated safe school re-opening 26th January 2021](#)
- COVID-19 Health Protection Regulation signed by President Muhammadu Buhari on 26th January 2021: [Coronavirus Disease \(COVID-19\) Health Protection Regulations 2021](#)
- NCDC published an updated [community case definitions for coronavirus disease 2019](#)
- The Federal Ministry of Health and NCDC published [COVID-19 Patient's handbook for home-based care in Nigeria](#)
- NCDC published an updated [case definitions for coronavirus disease](#)
- NCDC published [Guidance for the use of approved COVID-19 antigen-based rapid diagnostic tests in Nigeria](#)
- Update of [travel protocols](#) for all travellers into Nigeria from [UK and South Africa](#)
- NCDC recently launched the [Celebrate Responsibly](#) campaign in response to the increase in cases of coronavirus disease (COVID-19) and poor adherence to public health and social measures across the country: [Celebrate Responsibly and Save Lives – New Awareness Campaign for the Yuletide Season](#)
- Ahead of the Christmas and end of year festivity, NCDC published the [End-of-Year Travel Advisory on COVID-19](#)
- NCDC recently launched the [COVID-19 blog](#) for telling the stories of Nigeria's response to the COVID-19 pandemic.
- NCDC published guidelines on 2020 National Youth Service Corps (NYSC) Orientation Camp activities in conjunction with PTF and NYSC: [Guidelines on 2020 National Youth Service Corps \(NYSC\) Orientation Camp activities](#)
- NCDC published guidance on the use of antigen RDTs: [Guidance on the use of Antigen Rapid Diagnostic Kits for diagnosis of SARS-CoV-2 infection in Nigeria](#)
- NCDC published guidance on safe school re-opening: [Public Health guidance for Safe School re-opening in Nigeria](#)
- NCDC published second interim guidance – Infection Prevention and Control: [Recommendations during health care provision for suspected and confirmed cases of COVID-19](#)
- NCDC recently published the first edition of a quick reference guide on setting up sample collection centre - [A step by step guide on setting up a sample collection centre](#)
- NCDC has launched an online course on [Infection, Prevention and Control \(IPC\) for COVID-19](#) NCDC eLearning platform
- Ahead of forthcoming elections in the country, NCDC has issued [Guidelines for Conducting Elections During the COVID-19 Outbreak in Nigeria](#).
- To protect our elders, and those with pre-existing medical conditions, NCDC has issued an [Advisory for Vulnerable Groups](#).
- NCDC has released [guidelines on the re-opening of places for worship](#).
- NCDC has released [Strategies to Improve Surveillance for COVID-19 Guidance for States](#)

- The Nigeria Police Force has released COVID-19 operational guidelines for the [Police and other Law Enforcement Agencies in Nigeria](#)
- Guidelines have been issued for the [safe transportation of remains of persons suspected or confirmed to have died of COVID-19](#)
- Information on diagnostics of the COVID-19 virus can be found in our [detailed FAQ document](#).
- To increase our testing capacity, NCDC has issued guidelines for the [integration of private labs](#).
- Guidelines for [businesses and employers](#) have been updated.
- NCDC has updated its [case definition](#) , [community case definition](#) and [case management guide](#).
- NCDC releases periodic [public health advisories](#) to Nigerians on the COVID-19 disease.
- To adhere to post-lockdown measures, NCDC has released an [advisory on the use of face masks](#), as well as information on the [Use of Cloth face masks](#) and [how to make your cloth face masks](#).
- NCDC has released guidelines for the [management of pregnant women and nursing mothers](#) during the pandemic.
- To address burials of loved ones who die from COVID-19, guidelines have been issued to advise on the [management of dead bodies](#).
- For health centres managing cases, the following documents have been released- a guideline for the [Rational Use of Personal Protective Equipment in the care of COVID-19 cases](#).
- As part of plans to increase the testing capacity of the country, the NCDC published a [National Strategy to Scale Up Access to Coronavirus Disease Testing in Nigeria](#) document.
- The Presidential Task Force has published policies and announcements on COVID-19 [available on the website of the Presidency](#) – including presidential addresses, task force updates and information on livelihood and economic support.

INFORMATION RESOURCES

- Nigeria Centre for Disease Control: www.covid19.ncdc.gov.ng | www.ncdc.gov.ng
- Nigerian Presidency Website on COVID-19: www.statehouse.gov.ng/COVID19
- WHO Coronavirus Disease (COVID-19) Dashboard (**source for global updates**) <https://covid19.who.int/>