



SITUATION REPORT

Nigeria Centre For Disease Control (NCDC)

www.ncdc.gov.ng

PLOT 800 EBITU UKIWE STREET, JABI ABUJA, NIGERIA. TOLL FREE CALL: 0800-970000-10. E: info@ncdc.gov.ng [f](#) [@NDCGov](#)

TITLE:	NIGERIA MONKEYPOX MONTHLY SITUATION REPORT
SERIAL NUMBER:	09
MONTH:	SEPTEMBER 2019

KEY INDICATORS	NUMBERS
New suspected cases	15
New confirmed cases	5
Total deaths	0

EPIDEMIOLOGICAL SUMMARY

- Nigeria continues to report sporadic cases of monkeypox after the index case was reported two years ago (September, 2017)
- In the reporting month (September 2019), 15 new suspected monkeypox cases were reported from five States - Lagos (5), Rivers (2), Akwa Ibom (3), Zamfara (1), Delta (1), Imo (2) and the Federal Capital Territory, FCT(1)
- Five of the 15 suspected cases were confirmed positive for monkeypox in three states- Lagos(3), Rivers(1) and Akwa Ibom(1)
- Five of the suspected cases tested positive for chickenpox while others are for further further evaluation.
- No death recorded in the reporting month
- A total of 81 suspected cases have been reported so far in 2019 of which 39 confirmed cases were recorded in nine states (Bayelsa, Lagos, Delta, Rivers, Akwa Ibom, Enugu, Anambra, Cross River, and Oyo) and one death
- Of the confirmed cases, 59% are from two states, Delta (28%) and Lagos (26%)
- The most affected age-group is 21-40 years (Range: 15-51years, median age: 32 years)
- 84.6% of confirmed cases are male (male to female ratio = 2.6:1)
- Since the beginning of the outbreak in September 2017, 176 confirmed cases and nine deaths have been recorded in 18 states (Rivers, Bayelsa, Cross River, Imo, Akwa Ibom, Lagos, Delta, Bauchi, FCT, Abia, Oyo, Enugu, Ekiti, Nasarawa, Benue, Plateau, Edo, Anambra)

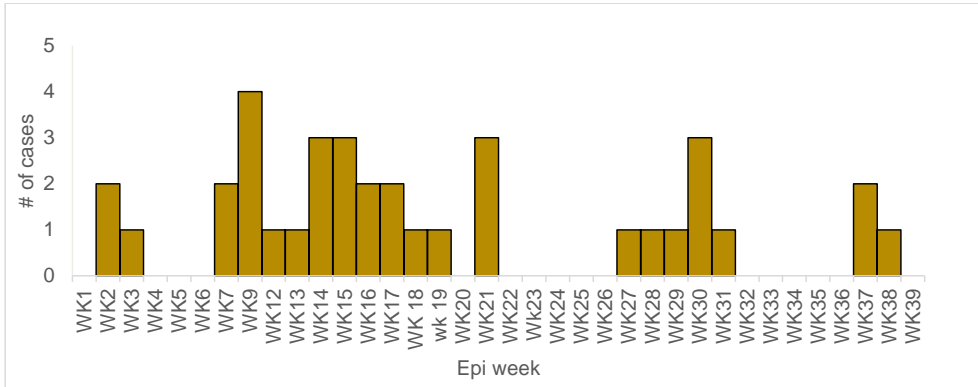


Figure 1: Weekly trend of Nigeria monkeypox cases as at September, 2019

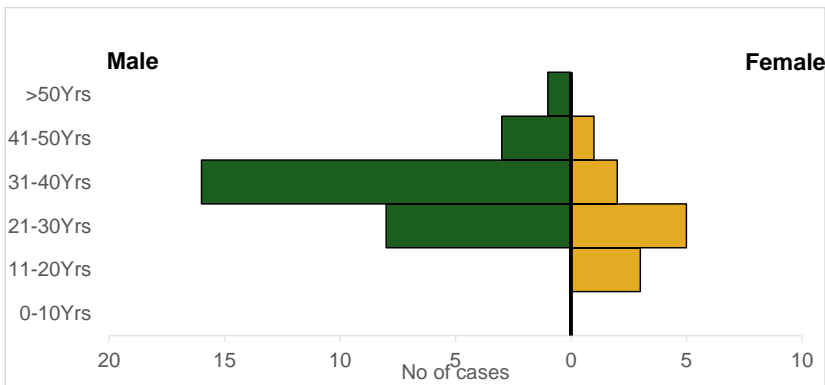


Figure 2: Age-sex distribution of Nigeria monkeypox cases; January- September, 2019

Table 1: Nigeria monkeypox cases distribution by state; January – September 2019

State	Total reported	Confirmed cases
Bayelsa	9	6
Lagos	29	11
Delta	14	10
A/Ibom	3	1
Rivers	15	7
Enugu	2	2
C/River	2	1
Oyo	2	1
FCT	2	0
Bauchi	1	0
Zamfara	1	0
Borno	1	0
Plateau	1	0
Total	81	39

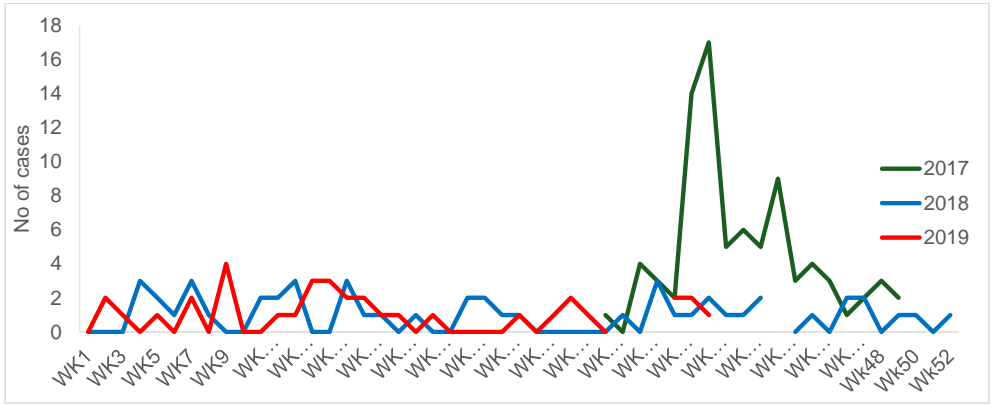


Figure 3: Line graph showing trend of reported monkeypox cases in Nigeria in 2017, 2018 and 2019

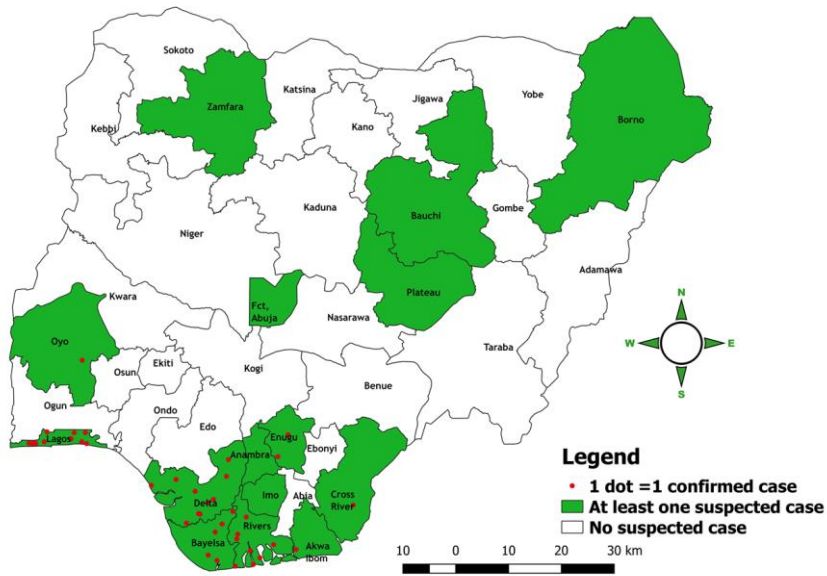


Figure 4: Map of Nigeria showing distribution of monkeypox cases, January –September , 2019

