

# YELLOW FEVER SITUATION REPORT

Serial Number: 002	February 2025 Monthly Sitrep
Epi Week:	6 – 9 as at 28 <sup>th</sup> February 2025
Reporting Month:	February 2025



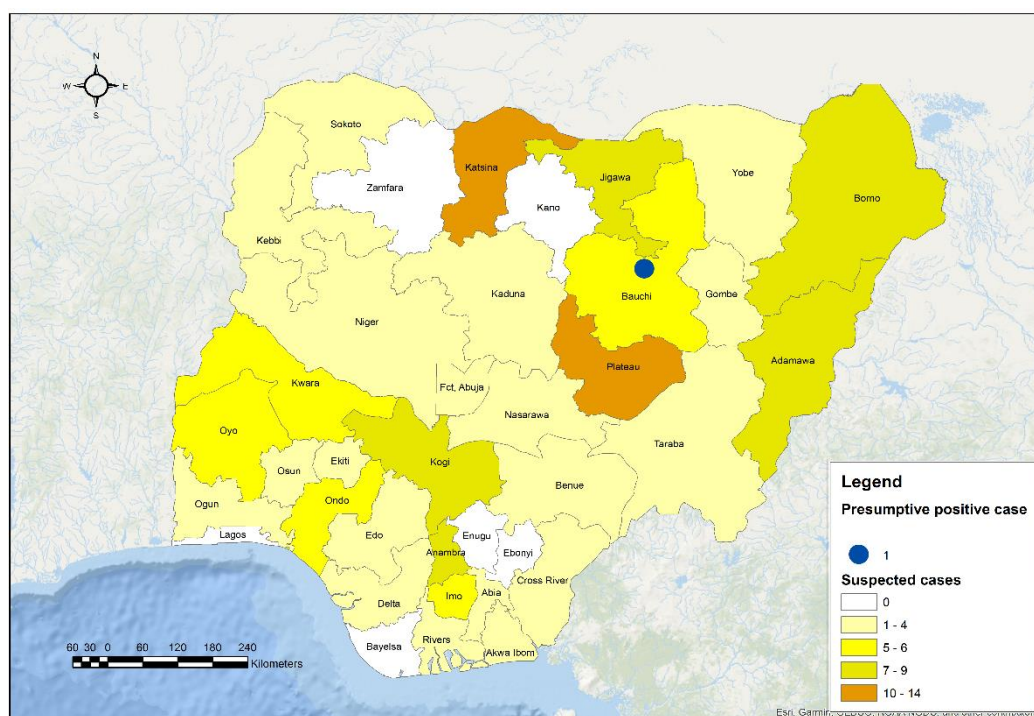
The information contained in this document is confidential, privileged and only for the intended recipient and may not be used, published, or redistributed to the public

## REPORTING MONTH: FEBRUARY 2025

### HIGHLIGHTS

#### REPORTING PERIOD: 1<sup>ST</sup> FEBRUARY 2025 – 28<sup>TH</sup> FEBRUARY 2025

- The Nigeria Centre for Disease Control & Prevention (NCDC) continues to monitor reports of yellow fever cases in Nigeria.
- A total of 138 suspected cases were reported from 108 Local Government Areas (LGAs) across 31 states and the FCT. The states include Abia (3), Adamawa (7), Akwa Ibom (4), Anambra (9), Bauchi (6), Benue (3), Borno (9), Cross River (1), Delta (3), Edo (3), Ekiti (4), FCT, Abuja (1), Gombe (1), Imo (5), Jigawa (8), Kaduna (1), Katsina (14), Kebbi (3), Kogi (8), Kwara (5), Nasarawa (3), Niger (3), Ogun (3), Ondo (6), Osun (2), Oyo (5), Plateau (11), Rivers (3), Sokoto (2), Taraba (1), and Yobe (1).
- **One (1)** Presumptive positive case was reported from the Gombe State specialist Hospital (GSSH) Gombe (1). This case was reported from: **Bauchi (1)** [Alkaleri (1)].
- **No confirmed** case was recorded within the reporting month.
- **No death** was recorded among suspected cases in the reporting month.



**138**  
SUSPECTED  
CASES

**31 + FCT**  
STATES WITH  
SUSPECTED  
CASES

**0**  
CONFIRMED  
CASES

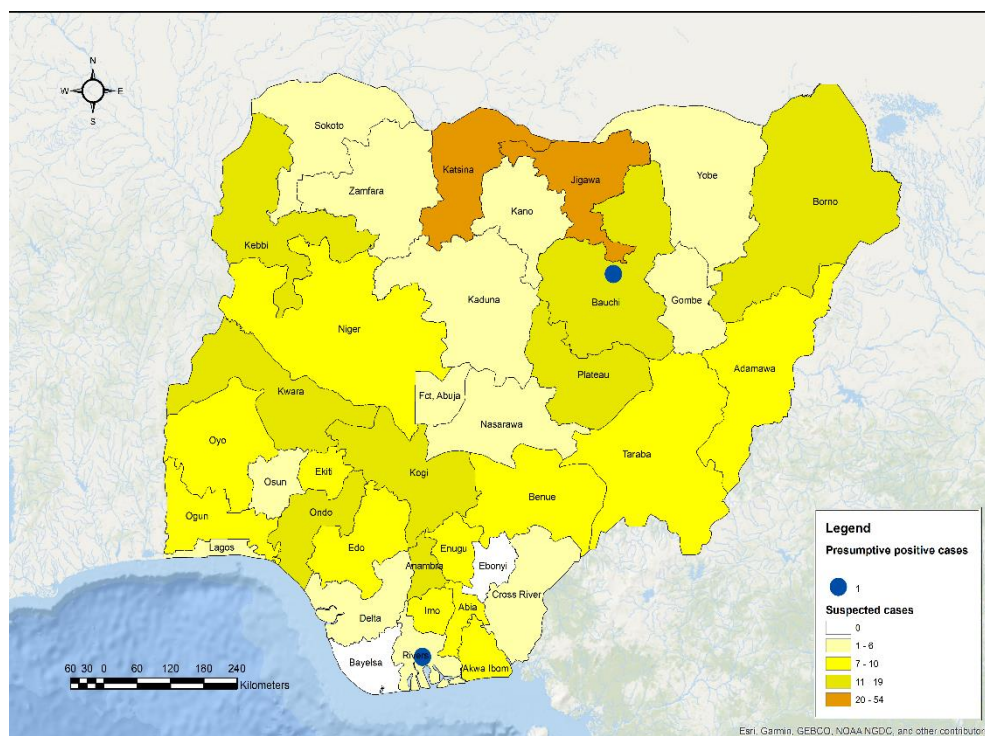
**0**  
STATE WITH  
CONFIRMED  
CASES

**0**  
STATES WITH  
DEATHS IN  
CONFIRMED  
CASES

**0**  
DEATHS IN  
CONFIRMED  
CASES

## CUMULATIVE FOR 1<sup>ST</sup> JANUARY 2025 – 28<sup>TH</sup> FEBRUARY 2025

- Cumulatively from 1<sup>st</sup> January 2025 – 28<sup>th</sup> February 2025, a total of 359 suspected cases have been reported from 223 LGAs in 35 states including the FCT.
- The cases were reported from the following states: Abia (8), Adamawa (8), Akwa Ibom (8), Anambra (14), Bauchi (17), Benue (8), Borno (17), Cross River (5), Delta (4), Edo (8), Ekiti (9), Enugu (10), FCT, Abuja (5), Gombe (4), Imo (8), Jigawa (54), Kaduna (3), Kano (6), Katsina (40), Kebbi (13), Kogi (12), Kwara (12), Lagos (2), Nasarawa (4), Niger (8), Ogun (10), Ondo (12), Osun (5), Oyo (9), Plateau (19), Rivers (6), Sokoto (2), Taraba (7), Yobe (1) and Zamfara (1).
- Two (2)** presumptive positive and **one (1)** inconclusive result were recorded from the Nigeria yellow fever Reference Laboratory networks.
- These presumptive positives were recorded from UBTH Benin (1) and GSSH Gombe (1) while the **inconclusive** case was from the YDMH Kaduna (1). This case was reported from Jigawa (1). These samples have been shipped to IP Dakar for confirmation.
- No** confirmed case was recorded within the reporting period.
- No** death has been recorded among the suspected cases [**CFR = 0%**]
- Male to female ratio for suspected cases was **1.2:1** with males 194 (54.0%) and females 165 (46.0%)
- Two hundred and eighty-one (78.3%) of suspected cases were predominantly aged 30 years and below.
- Twenty (5.6%) of 359 suspected cases received at least one dose of the yellow fever vaccine.
- The NCDC coordinates response activities through the National Multi-agency Yellow Fever Technical Working Group (YF TWG).



<b>359</b> SUSPECTED CASES	<b>33 + FCT</b> STATES WITH SUSPECTED CASES
<b>0</b> CONFIRMED CASES	<b>0</b> STATES WITH CONFIRMED CASES
<b>0</b> DEATHS IN CONFIRMED CASES	<b>0</b> STATES WITH DEATHS IN CONFIRMED CASES

**Table 1: Summary of yellow fever cases in Nigeria from 1<sup>st</sup> February – 28<sup>th</sup> February 2025**

State	# Suspected Cases	# LGAs with suspected cases	# LGAs with confirmed cases	Laboratory Results					Deaths	
				Samples positive (IgM) & Inconclusive in NG)	LGAs with positive (IgM) & Inconclusive in NG)	Confirmed Cases (PCR)	Confirmed Cases (IP Dakar)	Total Confirmed Cases	# Deaths among Confirmed Cases [CFR] (%)	# Deaths among All Cases [CFR](%)
Abia	8	7	-	-	-	-	-	-	-	-
Adamawa	8	6	-	-	-	-	-	-	-	-
Akwa Ibom	8	7	-	-	-	-	-	-	-	-
Anambra	14	8	-	-	-	-	-	-	-	-
Bauchi	17	11	-	1	1	-	-	-	-	-
Bayelsa	0	0	-	-	-	-	-	-	-	-
Benue	8	5	-	-	-	-	-	-	-	-
Borno	17	11	-	-	-	-	-	-	-	-
Cross River	5	5	-	-	-	-	-	-	-	-
Delta	4	3	-	-	-	-	-	-	-	-
Ebonyi	0	0	-	-	-	-	-	-	-	-
Edo	8	8	-	-	-	-	-	-	-	-
Ekiti	9	8	-	-	-	-	-	-	-	-
Enugu	10	6	-	-	-	-	-	-	-	-
FCT Abuja	5	3	-	-	-	-	-	-	-	-
Gombe	4	3	-	-	-	-	-	-	-	-
Imo	8	5	-	-	-	-	-	-	-	-
Jigawa	54	20	-	1	1	-	-	-	-	-
Kaduna	3	3	-	-	-	-	-	-	-	-
Kano	6	3	-	-	-	-	-	-	-	-
Katsina	40	21	-	-	-	-	-	-	-	-
Kebbi	13	10	-	-	-	-	-	-	-	-
Kogi	12	9	-	-	-	-	-	-	-	-
Kwara	12	9	-	-	-	-	-	-	-	-
Lagos	2	2	-	-	-	-	-	-	-	-
Nasarawa	4	3	-	-	-	-	-	-	-	-
Niger	8	3	-	-	-	-	-	-	-	-
Ogun	10	6	-	-	-	-	-	-	-	-
Ondo	12	6	-	-	-	-	-	-	-	-
Osun	5	5	-	-	-	-	-	-	-	-
Oyo	9	7	-	-	-	-	-	-	-	-
Plateau	19	7	-	-	-	-	-	-	-	-
Rivers	6	6	-	1	1	-	-	-	-	-
Sokoto	2	1	-	-	-	-	-	-	-	-
Taraba	7	4	-	-	-	-	-	-	-	-
Yobe	1	1	-	-	-	-	-	-	-	-
Zamfara	1	1	-	-	-	-	-	-	-	-
<b>TOTAL</b>	<b>359</b>	<b>223 (28.8%)</b>	<b>0 (0.0 %)</b>	<b>3 (0.8%)</b>	<b>3 (0.4%)</b>	<b>0 (0.0%)</b>	<b>0 (0.0%)</b>	<b>0 (0.0%)</b>	<b>0(0.0%)</b>	<b>0 (0.0%)</b>





Figure 1: Map of Nigeria showing yellow fever outbreak attack rates in affected LGAs for February 2025

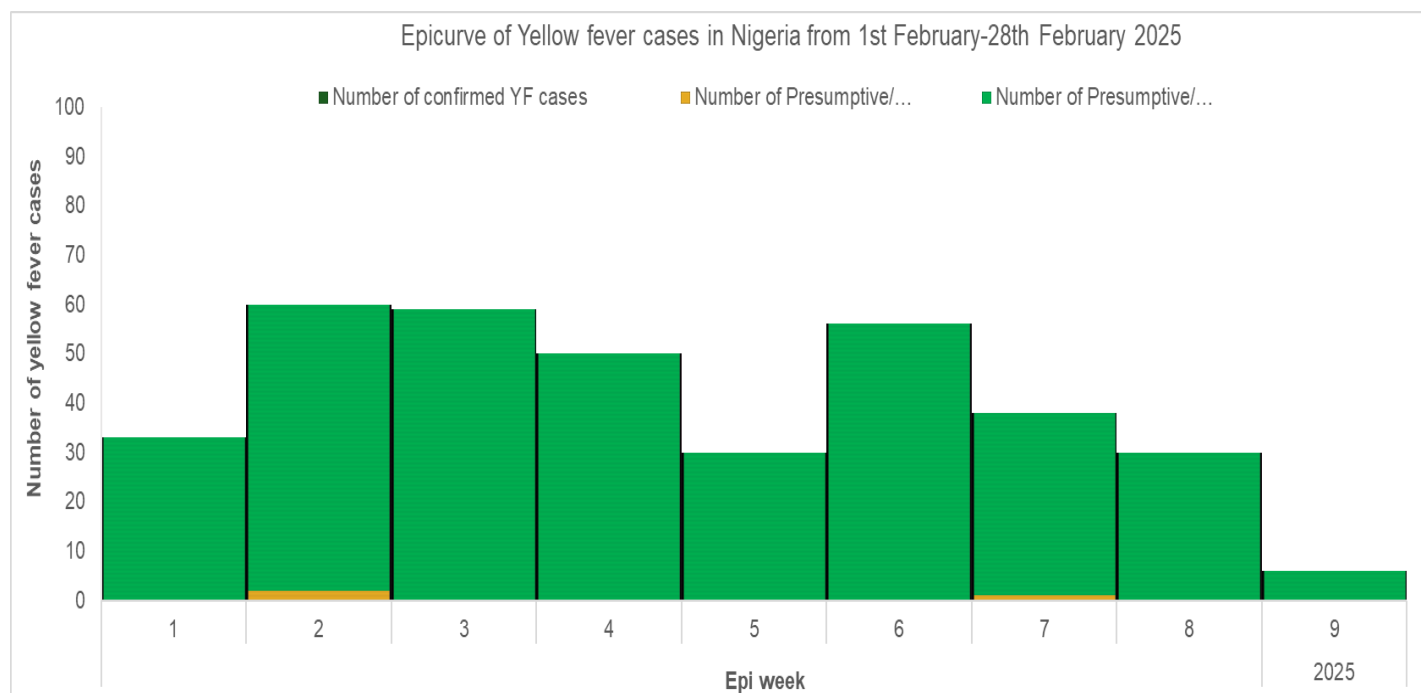
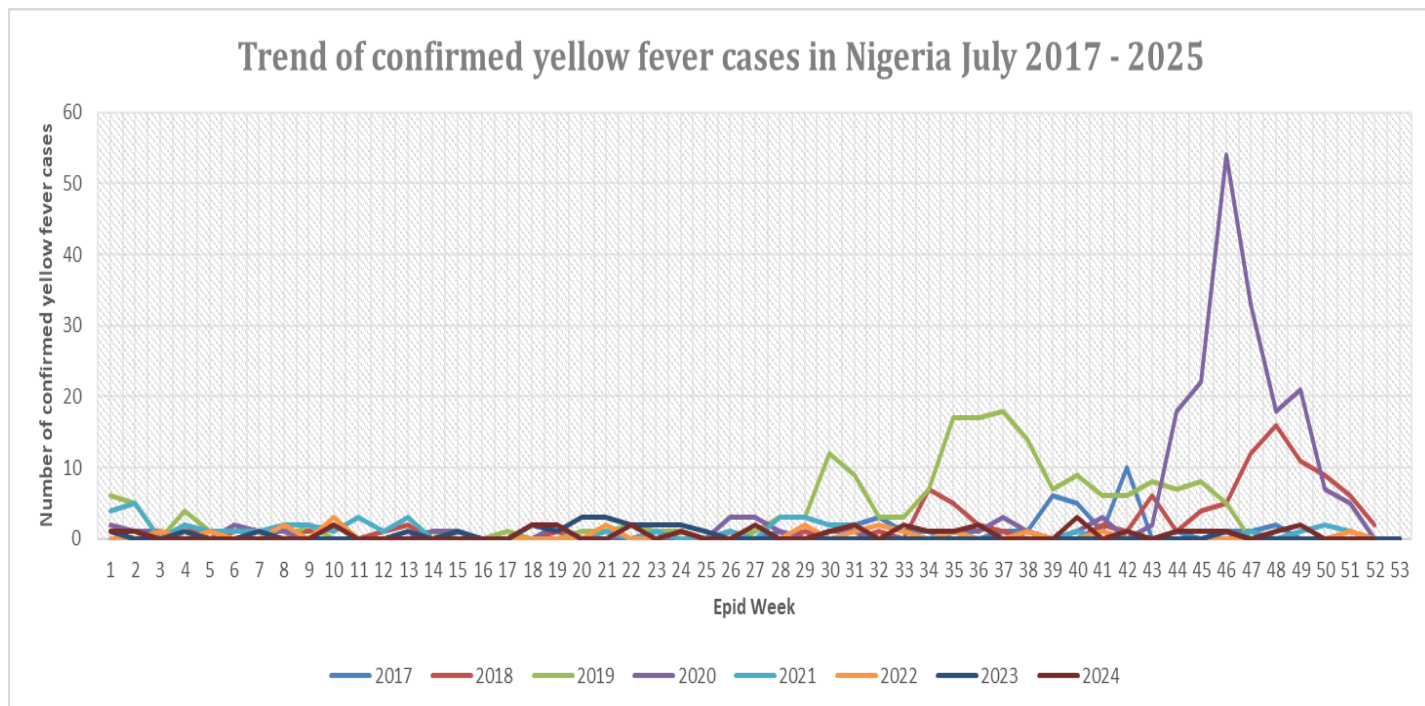
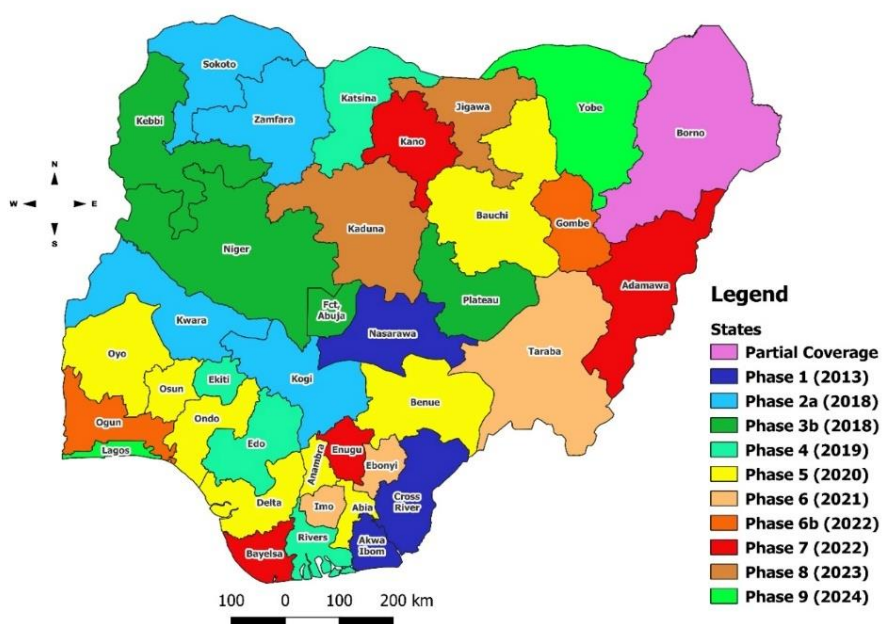


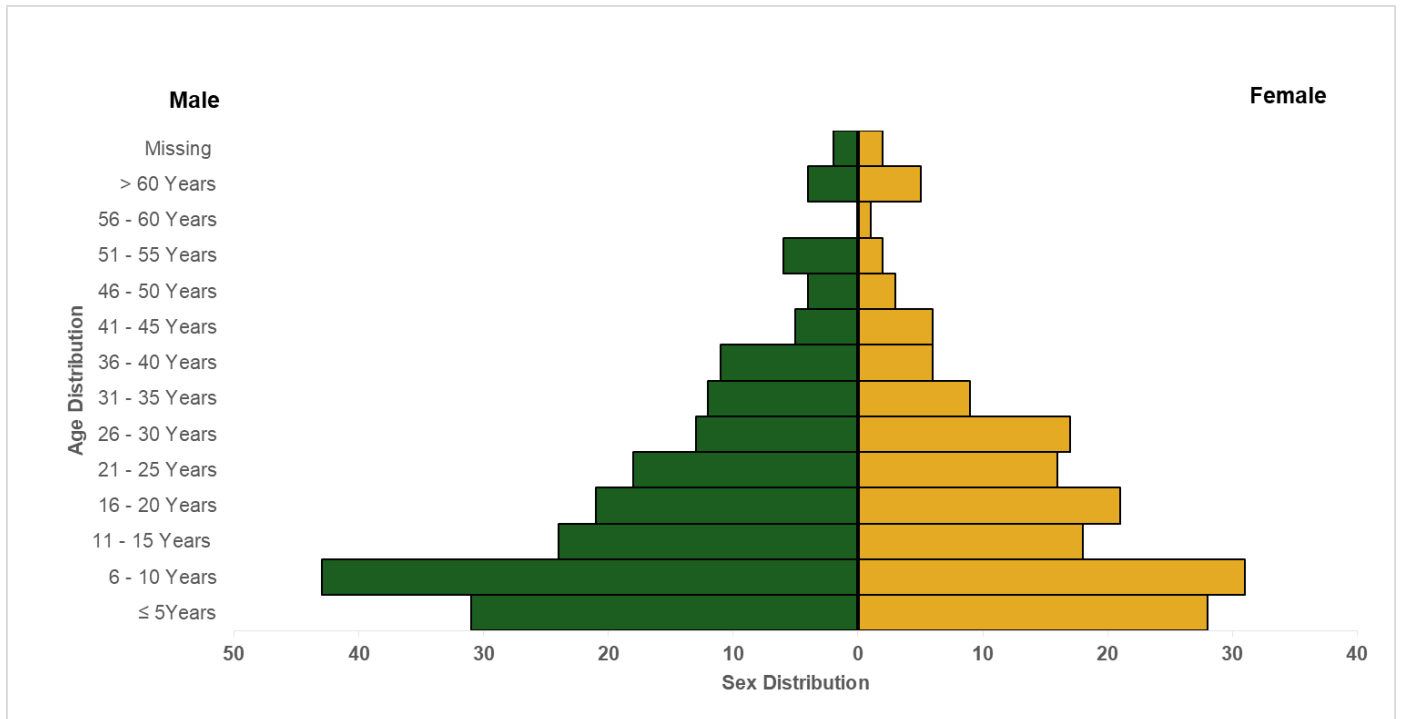
Figure 2: Epicurve of yellow fever cases in Nigeria from 1<sup>st</sup> January – 28<sup>th</sup> February 2025



**Figure 3: Trend of confirmed yellow fever cases in Nigeria from July 2017 – February 2025**



**Figure 4: Map of Nigeria showing states and years of implementation of yellow fever preventive mass vaccination campaigns (PMVC) from 2013 – 2025**



**Figure 5: Age and sex distribution of yellow fever cases in Nigeria from 1<sup>st</sup> January – 28<sup>th</sup> February 2025**

## Partners



**USAID**  
FROM THE AMERICAN PEOPLE



**Breakthrough  
ACTION**  
FOR SOCIAL & BEHAVIOR CHANGE

