

COVID-19 SITUATION REPORT

SITUATION REPORT 69

Thursday, 7th May 2020



DATA AS REPORTED AND ACCURATE BY NCDC by Midnight 7th May 2020

HIGHLIGHTS

- Three hundred and eighty-one (**381**) cases were reported in the last 24 hours in 18 states – Lagos (183), Kano (55), Jigawa (44), Zamfara (19), Borno (9), Bauchi (19), Katsina (11), Kwara (8), Kaduna (7), Gombe (6), Ogun (5), Sokoto (4), Oyo (3), Rivers (3), Niger (2), Akwa Ibom (1), Enugu (1) and Plateau (1)
- No new state recorded a confirmed COVID-19 case in the last 24 hours. The total number of states including FCT that have reported at least one confirmed case in Nigeria is still **35** (34 states + FCT).
- **Sixty-seven (67)** cases were discharged in the last 24 hours in five states – Lagos (48), Kano (13), Kaduna (4), Katsina (1) and Plateau (1).
- **Four** deaths were recorded in the last 24 hours in two states – Lagos (3) and Zamfara (1).

SITUATION UPDATES

Total (New in the last 24 hours)

SAMPLES TESTED

23835 (1343)

CONFIRMED CASES

3526 (381)

AFFECTED STATES INCLUDING FCT

35 (0)

DISCHARGED CASES

601 (67)

CONFIRMED FATALITIES

107 (4) – 3% CFR

DEMOGRAPHICS

MALE – 2401 (68%)

FEMALE – 1125 (32%)

MOST AFFECTED AGE GROUP

31 - 40 (23%)

TOTAL NUMBER OF PEOPLE OF INTEREST

9305 (Total)

9,281 (99.7% - Exceeded Follow Up)

PROVENANCE

TRAVEL HISTORY – **210 (6%)**

CONTACTS – **884 (25%)**

NO EPIDEMIOLOGIC LINK – **2138 (61%)**

INCOMPLETE – **294 (8%)**

GLOBAL UPDATES

TOTAL NUMBER OF CASES

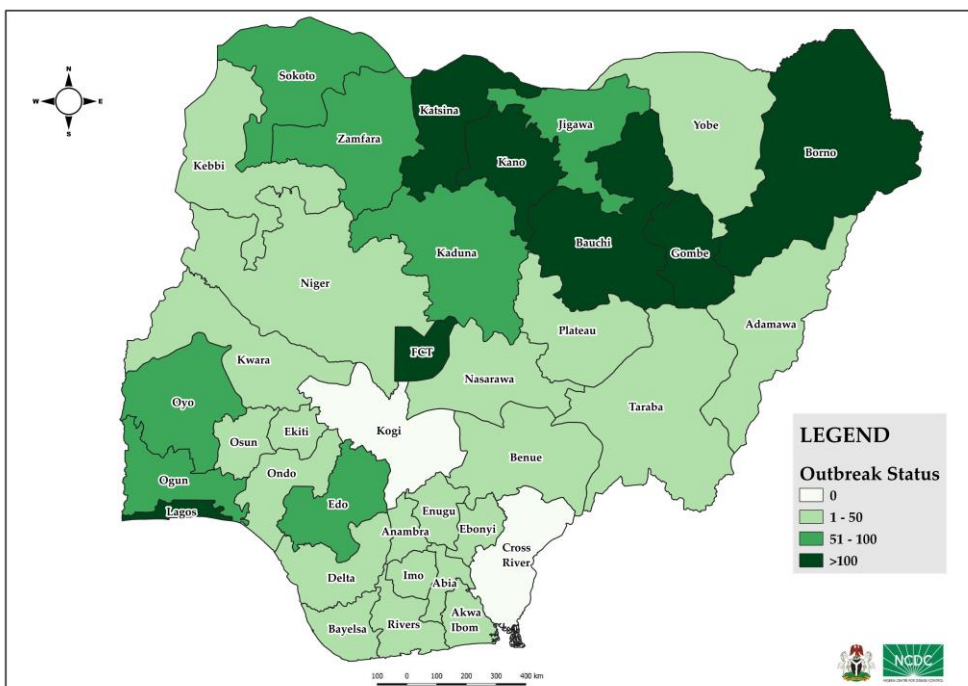
3,672,238 (254, 045 deaths)

COUNTRIES & TERRITORIES AFFECTED*

212

Excluding the 2 International Conveyances

Figure 1: Map of Nigeria showing 34 states and FCT affected by COVID-19



GENERAL FACT SHEET – DATA AS AT MAY 7th 2020

Table 1: States with reported laboratory-confirmed COVID-19 cases, recoveries, deaths and days since last reported case

| STATES | CONFIRMED CASES | | DISCHARGED CASES | | DEATHS | | TOTAL ACTIVE CASES | DAYS SINCE LAST REPORTED CASE |
|--------------|-----------------|------------|------------------|-----------|------------|----------|--------------------|-------------------------------|
| | CUMULATIVE | NEW | CUMULATIVE | NEW | CUMULATIVE | NEW | | |
| Lagos | 1491 | 183 | 406 | 48 | 33 | 3 | 1052 | 0 |
| Kano | 482 | 55 | 19 | 13 | 13 | 0 | 450 | 0 |
| FCT | 316 | 0 | 40 | 0 | 4 | 0 | 272 | 1 |
| Borno | 125 | 9 | 0 | 0 | 14 | 0 | 111 | 0 |
| Gombe | 109 | 6 | 0 | 0 | 0 | 0 | 109 | 0 |
| Katsina | 106 | 11 | 9 | 1 | 8 | 0 | 89 | 0 |
| Bauchi | 102 | 19 | 6 | 0 | 0 | 0 | 96 | 0 |
| Ogun | 100 | 5 | 18 | 0 | 2 | 0 | 80 | 0 |
| Kaduna | 92 | 7 | 14 | 4 | 1 | 0 | 77 | 0 |
| Sokoto | 89 | 4 | 1 | 0 | 8 | 0 | 80 | 0 |
| Jigawa | 83 | 44 | 0 | 0 | 1 | 0 | 82 | 0 |
| Edo | 65 | 0 | 10 | 0 | 4 | 0 | 51 | 2 |
| Zamfara | 65 | 19 | 0 | 0 | 3 | 1 | 62 | 0 |
| Oyo | 55 | 3 | 11 | 0 | 2 | 0 | 42 | 0 |
| Osun | 37 | 0 | 30 | 0 | 4 | 0 | 3 | 3 |
| Kwara | 24 | 8 | 8 | 0 | 0 | 0 | 16 | 0 |
| Kebbi | 18 | 0 | 0 | 0 | 0 | 0 | 18 | 1 |
| Akwa Ibom | 17 | 1 | 10 | 0 | 2 | 0 | 5 | 0 |
| Delta | 17 | 0 | 2 | 0 | 3 | 0 | 12 | 6 |
| Rivers | 17 | 3 | 2 | 0 | 2 | 0 | 13 | 0 |
| Adamawa | 15 | 0 | 0 | 0 | 0 | 0 | 15 | 1 |
| Taraba | 15 | 0 | 0 | 0 | 0 | 0 | 15 | 2 |
| Ondo | 13 | 0 | 6 | 0 | 0 | 0 | 7 | 6 |
| Yobe | 13 | 0 | 0 | 0 | 1 | 0 | 12 | 6 |
| Ekiti | 12 | 0 | 2 | 0 | 1 | 0 | 9 | 3 |
| Nasarawa | 11 | 0 | 0 | 0 | 1 | 0 | 10 | 4 |
| Enugu | 9 | 1 | 2 | 0 | 0 | 0 | 7 | 0 |
| Niger | 6 | 2 | 1 | 0 | 0 | 0 | 5 | 0 |
| Bayelsa | 5 | 0 | 0 | 0 | 0 | 0 | 5 | 5 |
| Ebonyi | 5 | 0 | 0 | 0 | 0 | 0 | 5 | 5 |
| Plateau | 5 | 1 | 1 | 1 | 0 | 0 | 4 | 0 |
| Abia | 2 | 0 | 1 | 0 | 0 | 0 | 1 | 5 |
| Benue | 2 | 0 | 0 | 0 | 0 | 0 | 2 | 3 |
| Imo | 2 | 0 | 1 | 0 | 0 | 0 | 1 | 27 |
| Anambra | 1 | 0 | 1 | 0 | 0 | 0 | 0 | 40 |
| TOTAL | 3526 | 381 | 601 | 67 | 107 | 4 | 2818 | |

States including FCT are arranged in descending order by number of total confirmed cases

SELECTED CHARTS

Figure 2: Daily Epidemic Curve of Confirmed Cases (WK9 – WK19)

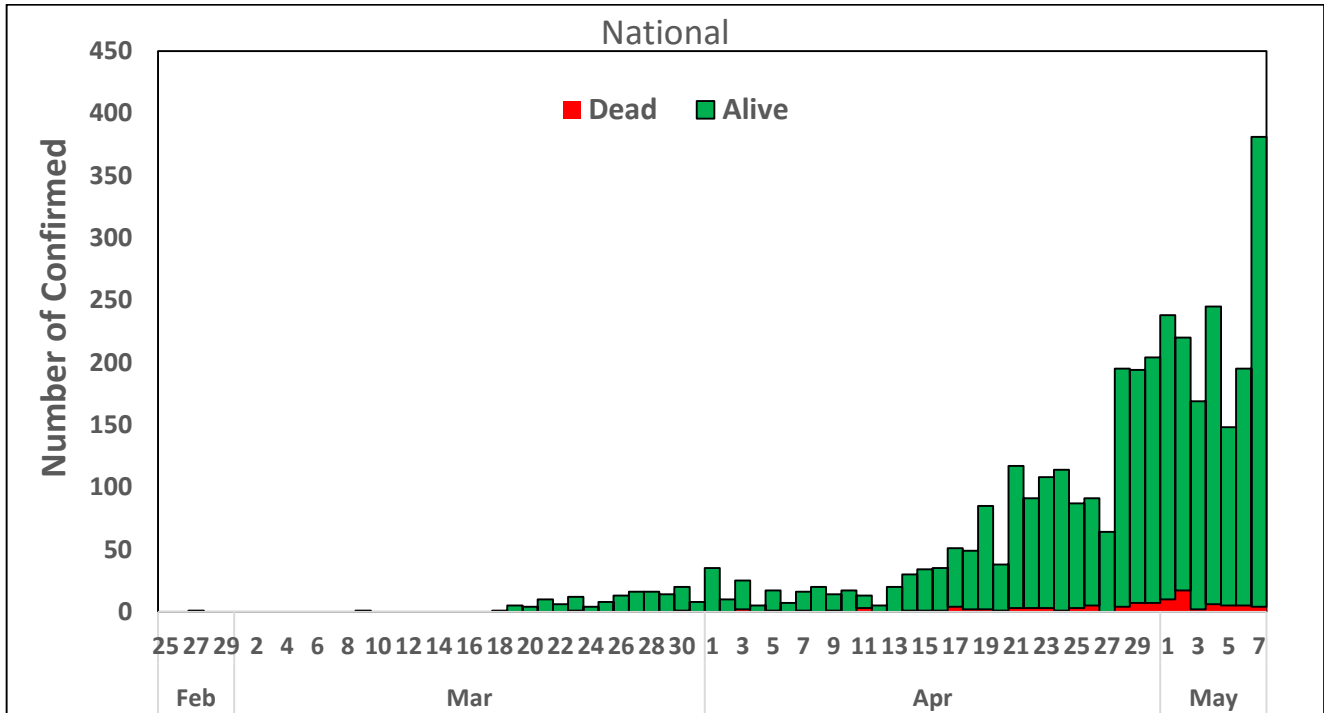
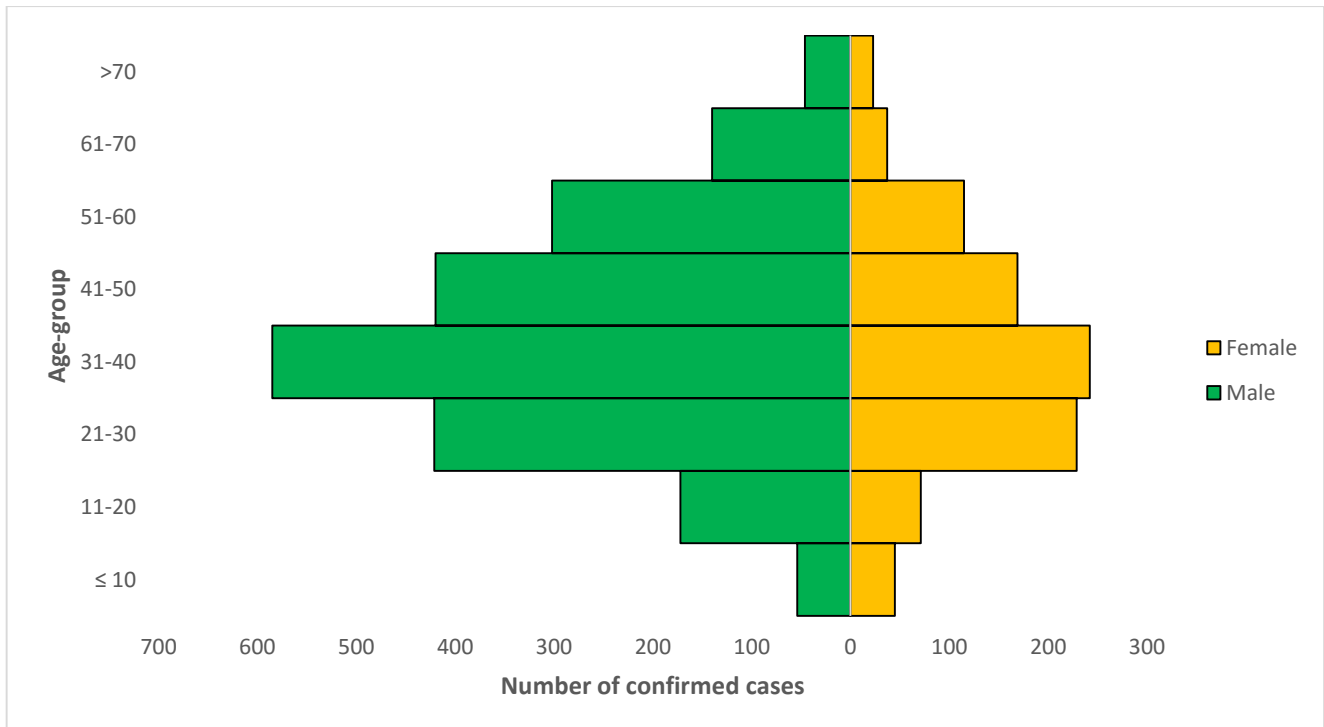


Figure 3: Age-Sex Distribution of Confirmed Cases (WK9 – WK19)



PREPAREDNESS

Since the confirmation of the first case on 27th February 2020, the NCDC has released advisories and statements to help Nigerians and affected groups in particular respond to the pandemic

- Guidelines for [businesses and employers](#) have been updated
- NCDC has updated its [case definition](#) and [community case definition](#).
- Ahead of the Ramadan fasting period, an [Advisory for Ramadan](#) has been issued.
- NCDC releases periodic [public health advisories](#) to Nigerians on the COVID-19 disease.
- To adhere to post-lockdown measures, NCDC has released an [advisory on the use of face masks](#), as well as information on the [Use of Cloth face masks](#) and [how to make your cloth face masks](#).
- NCDC has released guidelines for the [management of pregnant women and nursing mothers](#) during the pandemic.
- To address burials of loved ones who die from COVID-19, guidelines have been issued to advise on the [management of dead bodies](#).
- NCDC has released a [Self-Isolation and Quarantine Guide](#) to help those who are exposed to COVID-19 confirmed cases or returnees to Nigeria.
- For health centres managing cases, the following documents have been released- a guideline for the [Rational Use of Personal Protective Equipment in the care of COVID-19 cases](#).
- As part of plans to increase the testing capacity of the country, the NCDC published a [National Strategy to Scale Up Access to Coronavirus Disease Testing in Nigeria](#) document.
- The Presidential Task Force has published policies and announcements on COVID-19 [available on the website of the Presidency](#) – including presidential addresses, task force updates and information on livelihood and economic support.

RESPONSE

On 28th February 2020, a multi-sectoral Emergency Operations Centre (EOC) was activated at Level 3 – the highest emergency level in Nigeria – led by NCDC in close coordination with the State Public Health EOCs (PHEOC).

- **Finalisation of the plan for operational funding support for COVID-19 response in all 36 states plus the FCT**
- **Conducted a meeting with all case managers on psychosocial impact of COVID-19 on healthcare providers, coping strategies and promotion of emotional wellbeing**
- **Completed IPC training of trainers for staff of Faith Based facilities**
- **Engaged traditional religious leaders in 6 LGAs in Kano State on risk communication activities**
- **Airing of jingles in 6 Radio stations in Kano State**
- Deployed RRT to Cross Rivers and Kogi states to strengthen COVID-19 preparedness
- Sensitised security forces in Federal Capital Territory on infection prevention and control of COVID-19
- Distributed Infection Prevention and Control materials to Internally Displaced Persons camps with support from partners
- Commenced risk communication training for all states in Nigeria in collaboration with government agencies
- All education materials can be found via www.covid19.ncdc.gov.ng