

# COVID-19 SITUATION REPORT

## SITUATION REPORT 125

Thursday, 2<sup>nd</sup> July 2020



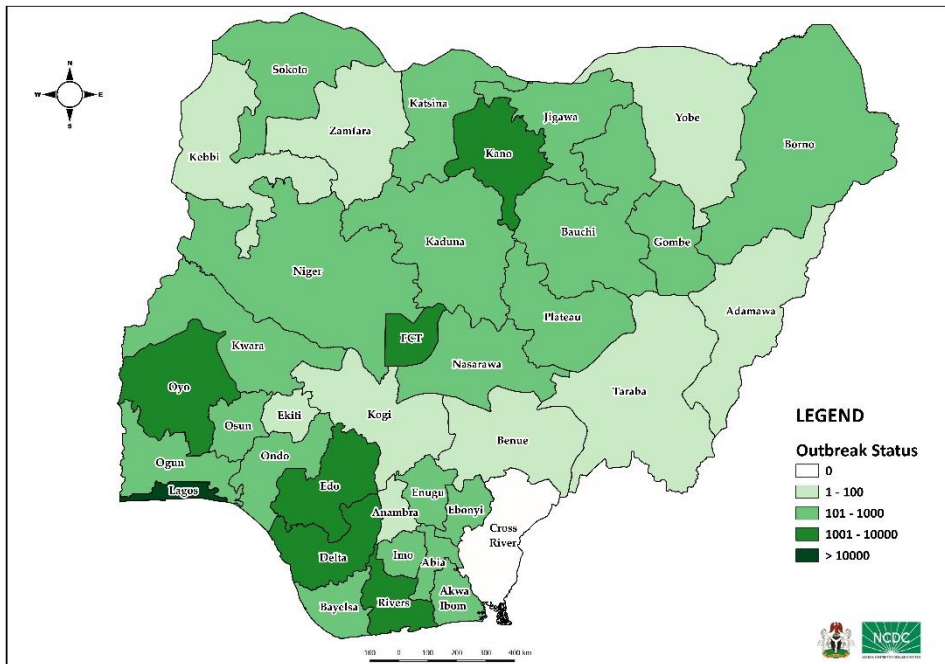
DATA AS REPORTED AND ACCURATE BY NCDC AS AT MIDNIGHT 2<sup>nd</sup> JULY 2020

### HIGHLIGHTS

- Six hundred and twenty-six (**626**) confirmed cases were reported in the last 24 hours from **20** states – Lagos (193), FCT (85), Oyo (41), Edo (38), Kwara (34), Abia (31), Ogun (29), Ondo (28), Rivers (26), Osun (21), Akwa Ibom (18), Delta (18), Enugu (15), Kaduna (13), Plateau (11), Borno (8), Bauchi (7), Adamawa (5), Gombe (4) and Sokoto (1).
- No new state recorded a confirmed COVID-19 case in the last 24 hours. The total number of states including FCT that have reported at least one confirmed case in Nigeria is still 36 (35 states + FCT)
- Six hundred and forty-nine (**649**) cases were discharged in the last 24 hours in **16** states – Delta (197), Katsina (156), Edo (80), Rivers (39), Enugu (38), Plateau (22), Lagos (21), FCT (20), Kano (19), Bayelsa (18), Kaduna (18), Kwara (7), Gombe (6), Bauchi (5), Sokoto (2) and Borno (1).
- Thirteen (**13**) deaths were recorded in the last 24 hours in **seven** states – Edo (3), Lagos (3), Delta (2), Borno (1), FCT (1), Ondo (1), Kogi (1) and Osun (1).

### STATE OF THE NATION

Figure 1: Map of Nigeria showing 35 states and FCT affected by COVID-19



### SITUATION UPDATES

Total (New in the last 24 hours)

SAMPLES TESTED

**144,833 (3308)**

CONFIRMED CASES

**27,110 (626)**

AFFECTED STATES INCLUDING FCT

**36 (0)**

DISCHARGED CASES

**10,801 (649)**

CONFIRMED FATALITIES

**616 (13) – 2.3% CFR**

DEMOGRAPHICS

MALE – 17,946 (66%)

FEMALE – 9,164 (34%)

MOST AFFECTED AGE GROUP

31 - 40 (24%)

PERSONS OF INTEREST

**10,649 (Total)**

**10,587 (99.4% - Exceeded Follow Up)**

PROVENANCE

TRAVEL HISTORY – 456 (2%)

CONTACTS – 6,711 (25%)

UNKNOWN EXPOSURE – 27,110 (73%)

GLOBAL UPDATES

TOTAL NUMBER OF CASES

**10,533,779 (512,842 deaths)**

COUNTRIES & TERRITORIES AFFECTED\*

**213**

\*Excluding the 2 International Conveyances

## GENERAL FACT SHEET – DATA AS AT 2<sup>nd</sup> JULY 2020

Table 1: States with reported laboratory-confirmed COVID-19 cases, recoveries, deaths and days since last reported case

| STATES       | CONFIRMED CASES |            | DISCHARGED CASES |            | DEATHS     |           | TOTAL ACTIVE CASES | DAYS SINCE LAST REPORTED CASE |
|--------------|-----------------|------------|------------------|------------|------------|-----------|--------------------|-------------------------------|
|              | CUMULATIVE      | NEW        | CUMULATIVE       | NEW        | CUMULATIVE | NEW       |                    |                               |
| Lagos        | 10,823          | 193        | 1,631            | 21         | 132        | 3         | 9,060              | 0                             |
| FCT          | 2,020           | 85         | 608              | 20         | 35         | 1         | 1,377              | 0                             |
| Oyo          | 1,432           | 41         | 703              | 0          | 12         | 0         | 717                | 0                             |
| Kano         | 1,257           | 0          | 977              | 19         | 52         | 0         | 228                | 1                             |
| Edo          | 1,203           | 38         | 498              | 80         | 43         | 3         | 662                | 0                             |
| Delta        | 1,149           | 18         | 387              | 197        | 25         | 2         | 737                | 0                             |
| Rivers       | 1,114           | 26         | 687              | 39         | 38         | 0         | 389                | 0                             |
| Ogun         | 898             | 29         | 609              | 0          | 19         | 0         | 270                | 0                             |
| Kaduna       | 818             | 13         | 570              | 18         | 12         | 0         | 236                | 0                             |
| Katsina      | 578             | 0          | 441              | 156        | 23         | 0         | 114                | 1                             |
| Bauchi       | 512             | 7          | 466              | 5          | 12         | 0         | 34                 | 0                             |
| Gombe        | 511             | 4          | 369              | 6          | 19         | 0         | 123                | 0                             |
| Borno        | 501             | 8          | 433              | 1          | 33         | 1         | 35                 | 0                             |
| Ebonyi       | 438             | 0          | 357              | 0          | 3          | 0         | 78                 | 3                             |
| Plateau      | 393             | 11         | 219              | 22         | 10         | 0         | 164                | 0                             |
| Ondo         | 353             | 28         | 110              | 0          | 20         | 1         | 223                | 1                             |
| Imo          | 352             | 0          | 50               | 0          | 6          | 0         | 296                | 1                             |
| Abia         | 351             | 31         | 207              | 0          | 3          | 0         | 141                | 0                             |
| Enugu        | 342             | 15         | 164              | 38         | 9          | 0         | 169                | 0                             |
| Jigawa       | 318             | 0          | 308              | 0          | 9          | 0         | 1                  | 2                             |
| Kwara        | 269             | 34         | 142              | 7          | 9          | 0         | 118                | 0                             |
| Bayelsa      | 234             | 0          | 123              | 18         | 15         | 0         | 96                 | 1                             |
| Nasarawa     | 213             | 0          | 113              | 0          | 8          | 0         | 92                 | 3                             |
| Sokoto       | 152             | 1          | 121              | 2          | 15         | 0         | 16                 | 0                             |
| Osun         | 148             | 21         | 48               | 0          | 6          | 1         | 94                 | 0                             |
| Niger        | 116             | 0          | 45               | 0          | 7          | 0         | 64                 | 2                             |
| Akwa Ibom    | 104             | 18         | 54               | 0          | 2          | 0         | 48                 | 0                             |
| Adamawa      | 89              | 5          | 47               | 0          | 6          | 0         | 36                 | 0                             |
| Kebbi        | 81              | 0          | 58               | 0          | 7          | 0         | 16                 | 1                             |
| Zamfara      | 76              | 0          | 71               | 0          | 5          | 0         | 0                  | 45                            |
| Anambra      | 73              | 0          | 57               | 0          | 9          | 0         | 7                  | 3                             |
| Benue        | 65              | 0          | 30               | 0          | 1          | 0         | 34                 | 1                             |
| Yobe         | 61              | 0          | 48               | 0          | 8          | 0         | 5                  | 1                             |
| Ekiti        | 43              | 0          | 40               | 0          | 2          | 0         | 1                  | 5                             |
| Taraba       | 19              | 0          | 10               | 0          | 0          | 0         | 9                  | 7                             |
| Kogi         | 4               | 0          | 3                | 0          | 1          | 1         | 3                  | 4                             |
| <b>Total</b> | <b>27,110</b>   | <b>626</b> | <b>10,804</b>    | <b>649</b> | <b>616</b> | <b>13</b> | <b>15,693</b>      |                               |

States including FCT are arranged in descending order by number of total confirmed cases

# SELECTED CHARTS

Figure 2: Daily Epidemic Curve of Confirmed Cases (WK9 – WK27)

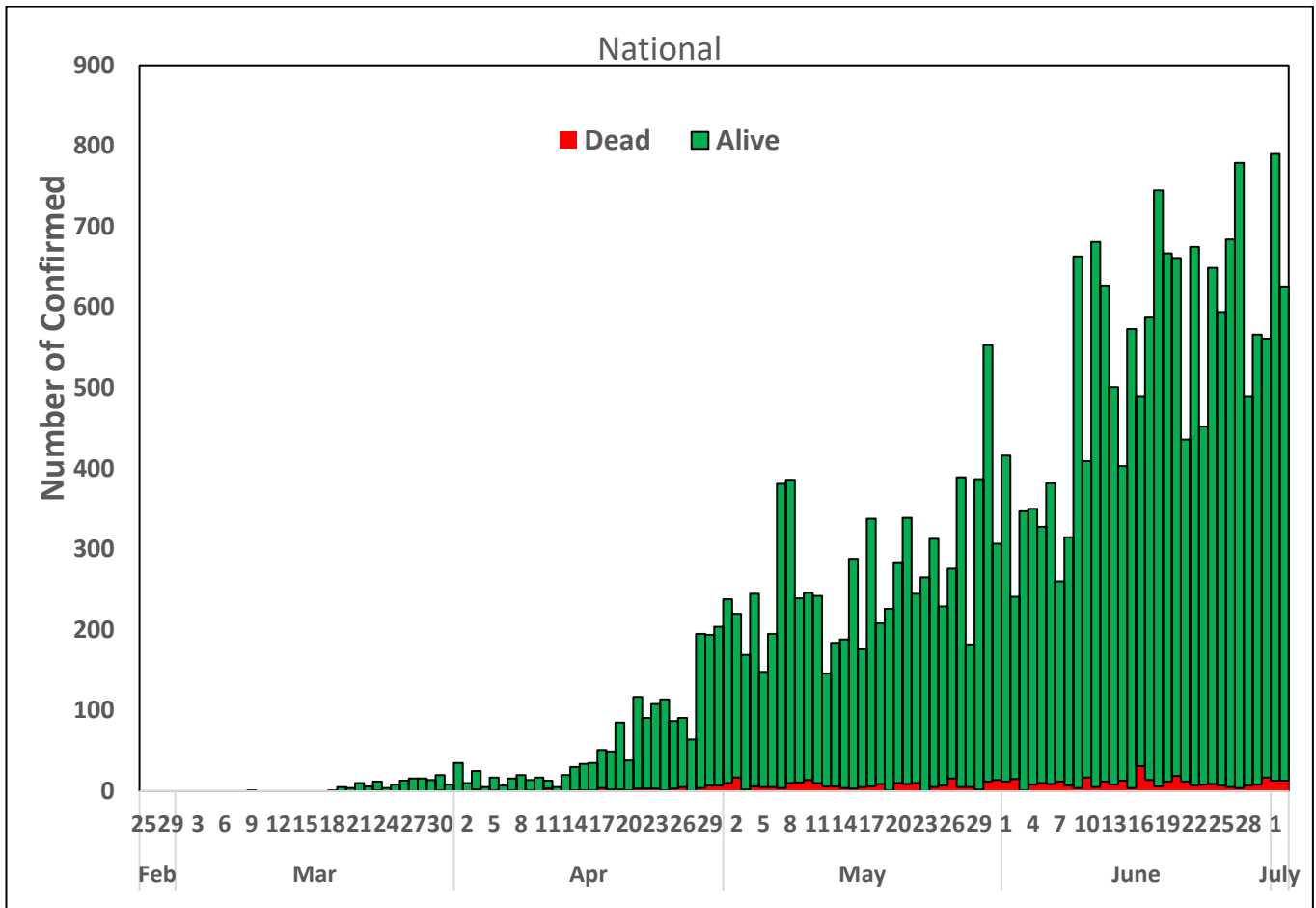
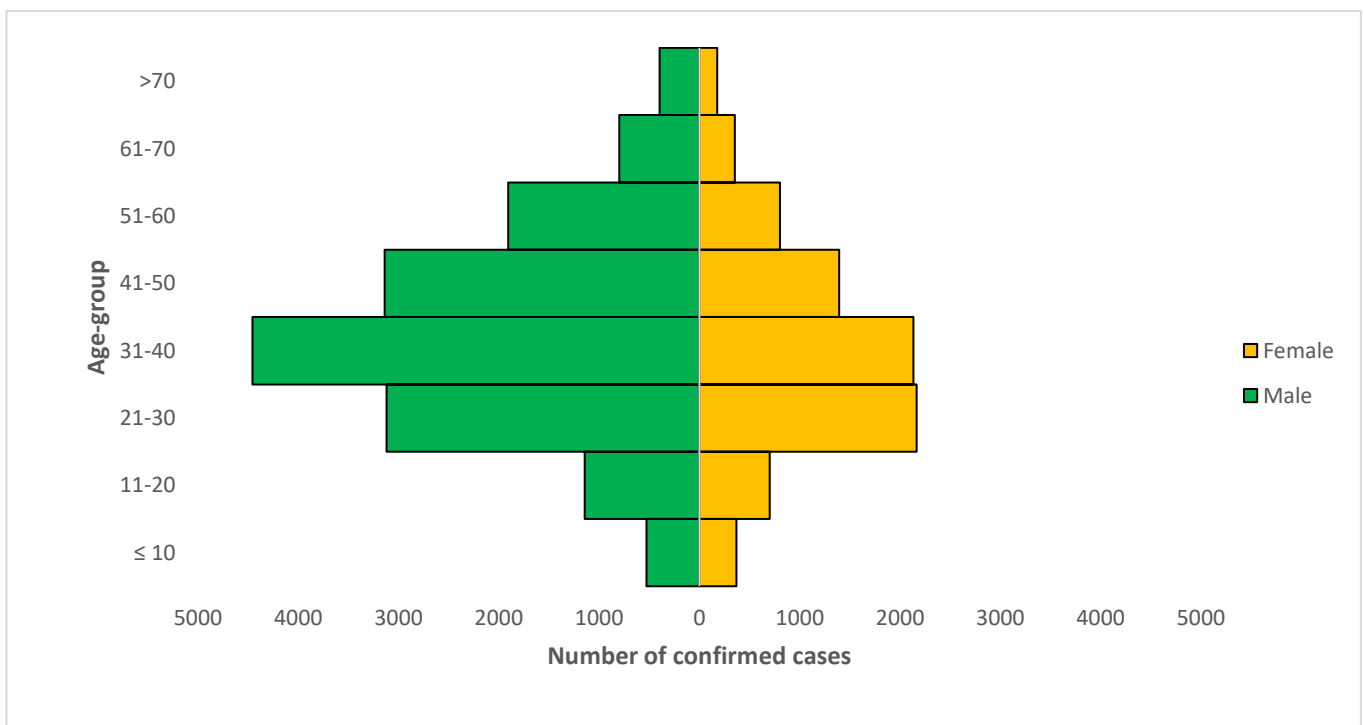


Figure 3: Age-Sex Distribution of Confirmed Cases (WK9 – WK27)



## PREPAREDNESS

Since the confirmation of the first case on 27<sup>th</sup> February 2020, the NCDC has released advisories and statements to help Nigerians and affected groups in particular to respond to the pandemic

- NCDC has released [guidelines on the re-opening of places for worship](#).
- The Nigeria Police Force has released COVID-19 operational guidelines for the [Police and other Law Enforcement Agencies in Nigeria](#)
- NCDC and the Department of Hospital Services (Federal Ministry of Health) have updated the [case management guidelines](#) (version 3) with reviewed changes such as the discharge criteria and medication being used for the treatment of cases
- Guidelines have been issued for the [safe transportation of remains of persons suspected or confirmed to have died of COVID-19](#)
- Information on diagnostics of the COVID-19 virus can be found in our [detailed FAQ document](#).
- To increase our testing capacity, NCDC has issued guidelines for the [integration of private labs](#).
- Guidelines for [businesses and employers](#) have been updated.
- NCDC has updated its [case definition](#) , [community case definition](#) and [case management guide](#).
- NCDC releases periodic [public health advisories](#) to Nigerians on the COVID-19 disease.
- To adhere to post-lockdown measures, NCDC has released an [advisory on the use of face masks](#), as well as information on the [Use of Cloth face masks](#) and [how to make your cloth face masks](#).
- NCDC has released guidelines for the [management of pregnant women and nursing mothers](#) during the pandemic.
- To address burials of loved ones who die from COVID-19, guidelines have been issued to advise on the [management of dead bodies](#).
- For health centres managing cases, the following documents have been released- a guideline for the [Rational Use of Personal Protective Equipment in the care of COVID-19 cases](#).
- As part of plans to increase the testing capacity of the country, the NCDC published a [National Strategy to Scale Up Access to Coronavirus Disease Testing in Nigeria](#) document.
- The Presidential Task Force has published policies and announcements on COVID-19 [available on the website of the Presidency](#) – including presidential addresses, task force updates and information on livelihood and economic support.

## RESPONSE

On 28<sup>th</sup> February 2020, a multi-sectoral Emergency Operations Centre (EOC) was activated at Level 3 – the highest emergency level in Nigeria –led by NCDC in close coordination with the State Public Health EOCs (PHEOC).

- **Ongoing implementation of data quality improvement plans including development of wireframes for state/national level dashboards**
- **Received a total of 149 returnees/Persons of Interest (POIs), males were 115 (77.2%) and female 34 (22.8%) from Kenya in FCT**
- **Distributed travellers' kits, guidelines and POIs/returnees were issued COVID-19 test appointments at the airport**
- **Provided guidance for decontamination of public offices in Niger State ahead of resumption of civil servants**
- **Sensitisation and supervisory visits to banks, private health facilities, churches and mosques in Niger State**
- **Participated in the first phase of External Quality Assurance (EQA) assessment for the first six COVID-19 testing labs across the country**
- **Finalisation of plans for July distribution of response materials across the country**
- **Received Personal Protective Equipment (PPE) from foreign private organisation**
- **High-level coordination meeting with state level response teams to improve ongoing state specific interventions to COVID-19**
- **Engaging with states on finalising planned Training of Trainers (ToT) on active case finding and contact tracing**

- Finalised plans to train healthcare workers on COVID-19 case identification and reporting
- Conducted cluster four training of healthcare workers in Kwara State
- Rolled out online training for molecular diagnosis on GeneXpert platform
- Ongoing engagement with Lab team to provide stockpile and consumption data on Logistic Management Information System (LOMIS) software
- Conducted a brainstorming session to identify positive lessons and gaps from existing processes for messaging
- All education materials can be found via [www.covid19.ncdc.gov.ng](http://www.covid19.ncdc.gov.ng)