

YELLOW FEVER SITUATION REPORT

Serial Number: 003	March 2024 Monthly Sitrep
Epi Week:	13 - 17 as at 31 st March 2024
Reporting Month:	March 2024

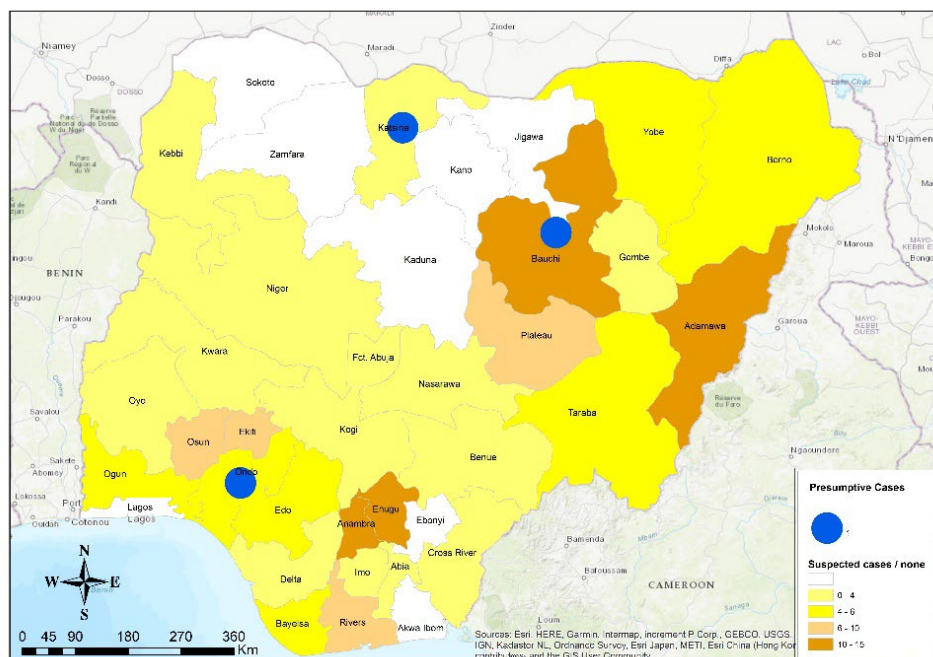


REPORTING MONTH: MARCH 2024

HIGHLIGHTS

REPORTING PERIOD: 1ST MARCH 2024 – 31ST MARCH 2024

- The Nigeria Centre for Disease Control & Prevention (NCDC) continues to monitor reports of yellow fever cases in Nigeria.
- A total of 157 suspected cases were reported from 70 Local Government Areas (LGAs) across 29 states. The states include Abia (2), Adamawa (12), Anambra (15), Bauchi (15), Bayelsa (6), Benue (4), Borno (6), Cross River (3), Delta (1), Edo (6), Ekiti (10), Enugu (12), FCT Abuja (1), Gombe (1), Imo (4), Katsina (1), Kebbi (1), Kogi (2), Kwara (3), Nasarawa (1), Niger (1), Ogun (6), Ondo (5), Osun (10), Oyo (2), Plateau (9), Rivers (8), Taraba (5) and Yobe (5).
- **Three (3)** Presumptive positive cases were reported from the Central Public Health Laboratory, Lagos [1] and National Reference Laboratory Abuja [2] within the reporting month. These cases were reported from: **Bauchi (1)** [Toro-1], **Katsina (1)** [Katsina (1)] and **Ondo (1)** [Akoko Northwest (1)].
- Two (2) Inconclusive cases were recorded from the National Reference Laboratory, Abuja and Central Public Health Laboratory, Lagos within the reporting month. These cases were from: Bauchi (1) and Oyo (1).
- No confirmed case has been recorded within the period under review
- No death was recorded among suspected and confirmed cases in the reporting month.



157
SUSPECTED
CASES

29 + FCT
STATES WITH
SUSPECTED
CASES

1
CONFIRMED
CASES

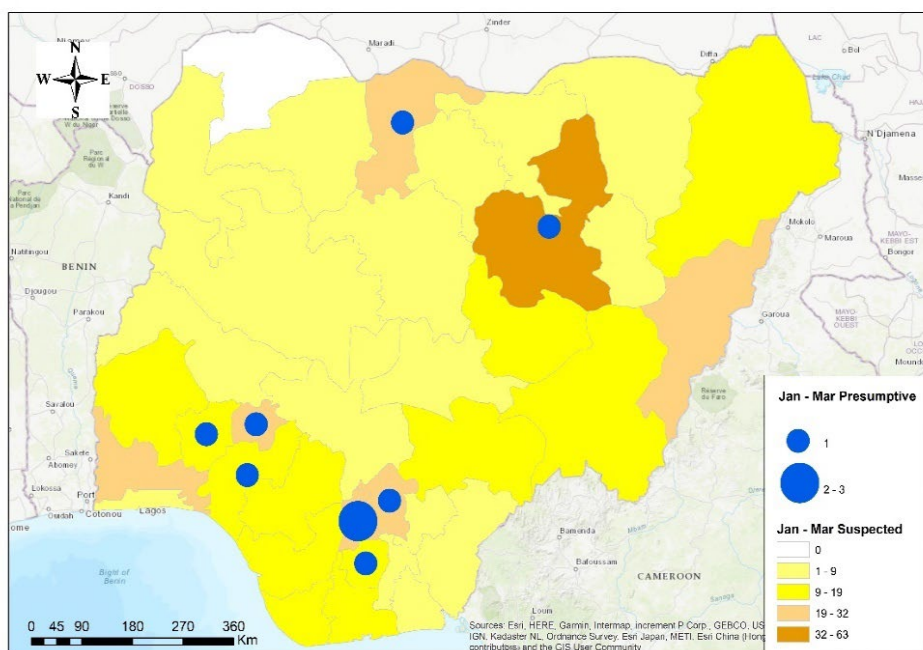
1
STATE WITH
CONFIRMED
CASES

0
DEATHS IN
CONFIRMED
CASES

0
STATES WITH
DEATHS IN
CONFIRMED
CASES

CUMULATIVE FOR 1ST JANUARY 2024 – 31ST MARCH 2024

- Cumulatively from 1st January 2024 – 31st March 2024, a total of 454 suspected cases have been reported from 166 LGAs in 36 states including the FCT.
- The cases were reported from the following states: Abia (2), Adamawa (22), Akwa Ibom (1), Anambra (32), Bauchi (63), Bayelsa (14), Benue (13), Borno (17), Cross River (9), Delta (16), Ebonyi (3), Edo (12), Ekiti (25), Enugu (28), FCT (1), Gombe (6), Imo (11), Jigawa (3), Kaduna (5), Kano (1), Katsina (21), Kebbi(1), Kogi (5), Kwara (8), Lagos (4), Nasarawa (5), Niger (3), Ogun (23), Ondo (12), Osun (19), Oyo (12), Plateau (16), Rivers (14), Taraba (17), Yobe (9) and Zamfara (1).
- Total of **five (5)** presumptive positive and **six (6)** inconclusive results were recorded from the Nigeria Laboratory networks.
- These **presumptive positives** cases were from Central Public Health Laboratory (CPHL) Lagos **-(2)**, National Reference Laboratory (NRL) Gaduwa **-(2)**, University of Nigeria Teaching Hospital (UNTH) Enugu **-(1)** and these cases were reported from Bauchi **-(1)**, Ekiti (1), Enugu (1), Katsina (1), Ondo (1). while the **inconclusive** cases were recorded from the CPHL Lagos (2), NRL (1) UNTH Enugu (3). These cases were from: Anambra (2), Bauchi (1), Imo (1), Osun (1), Oyo (1). These samples have been shipped to Institut Pasteur (IP) Dakar for confirmation.
- No confirmed case has been recorded within the period under review and
- No death has been recorded from suspected cases **[CFR = 0%]**.
- Male to female ratio for suspected cases was **1.05:1** with males 232 (51.1%) and females 222 (48.9%)
- Seventy-three percent (73%) of cases were predominantly aged 30 years and below.
- Seventy-one (15.6%) of 454 suspected cases received at least one dose of the yellow fever vaccine.
- The NCDC is coordinating response activities through the National Multi-agency Yellow Fever Technical Working Group (YF TWG).



454

**SUSPECTED
CASES**

36 + FCT

**STATES
WITH
SUSPECTED
CASES**

1

**CONFIRMED
CASES**

1

**STATES WITH
CONFIRMED
CASES**

0

**DEATHS IN
CONFIRMED
CASES**

0

**STATES WITH
DEATHS IN
CONFIRMED
CASES**

Table 1: Summary of yellow fever cases in Nigeria from 1st January – 31st March 2024

State	# Suspected Cases	# LGAs with suspected cases	# LGAs with confirmed cases	Laboratory Results					Deaths	
				Samples positive (IgM) & Inconclusive in NG)	LGAs with positive (IgM) & Inconclusive in NG)	Confirmed Cases (PCR)	Confirmed Cases (IP Dakar)	Total Confirmed Cases	# Deaths among Confirmed Cases [CFR] (%)	# Deaths among All Cases [CFR](%)
Abia	2	1	-	-	-	-	-	-	-	-
Adamawa	22	11	-	-	-	-	-	-	-	-
Akwa Ibom	1	1	-	-	-	-	-	-	-	-
Anambra	32	11	-	2	2	-	-	-	-	-
Bauchi	63	14	-	2	2	-	-	-	-	-
Bayelsa	14	4	-	-	-	-	-	-	-	-
Benue	13	7	-	-	-	-	-	-	-	-
Borno	17	11	-	-	-	-	-	-	-	-
Cross River	9	8	-	-	-	-	-	-	-	-
Delta	16	8	-	-	-	-	-	-	-	-
Ebonyi	3	2	-	-	-	-	-	-	-	-
Edo	12	10	-	-	-	-	-	-	-	-
Ekiti	25	13	-	1	1	-	-	-	-	-
Enugu	28	6	-	1	1	-	-	-	-	-
FCT Abuja	1	1	-	-	-	-	-	-	-	-
Gombe	6	3	-	-	-	-	-	-	-	-
Imo	11	8	-	1	1	-	-	-	-	-
Jigawa	3	3	-	-	-	-	-	-	-	-
Kaduna	5	2	-	-	-	-	-	-	-	-
Kano	1	1	-	-	-	-	-	-	-	-
Katsina	21	14	-	1	1	-	-	-	-	-
Kebbi	1	1	-	-	-	-	-	-	-	-
Kogi	5	5	-	-	-	-	-	-	-	-
Kwara	8	8	-	-	-	-	-	-	-	-
Lagos	4	2	-	-	-	-	-	-	-	-
Nasarawa	5	5	-	-	-	-	-	-	-	-
Niger	3	2	-	-	-	-	-	-	-	-
Ogun	23	11	-	-	-	-	-	-	-	-
Ondo	12	9	-	1	1	-	-	-	-	-
Osun	19	14	-	1	1	-	-	-	-	-
Oyo	12	9	-	1	1	-	-	-	-	-
Plateau	16	13	-	-	-	-	-	-	-	-
Rivers	14	6	-	-	-	-	-	-	-	-
Sokoto	-	-	-	-	-	-	-	-	-	-
Taraba	17	8	-	-	-	-	-	-	-	-
Yobe	9	5	-	-	-	-	-	-	-	-
Zamfara	1	1	-	-	-	-	-	-	-	-
TOTAL	454	228 (29.5%)	1 (0.1%)	11 (2.4%)	11 (1.4%)	1 (0.1%)	0 (0%)	0 (0.0%)	0 (0%)	0 (0.0%)



Figure 1: Map of Nigeria showing yellow fever outbreak attack rates in affected LGAs for March 2024

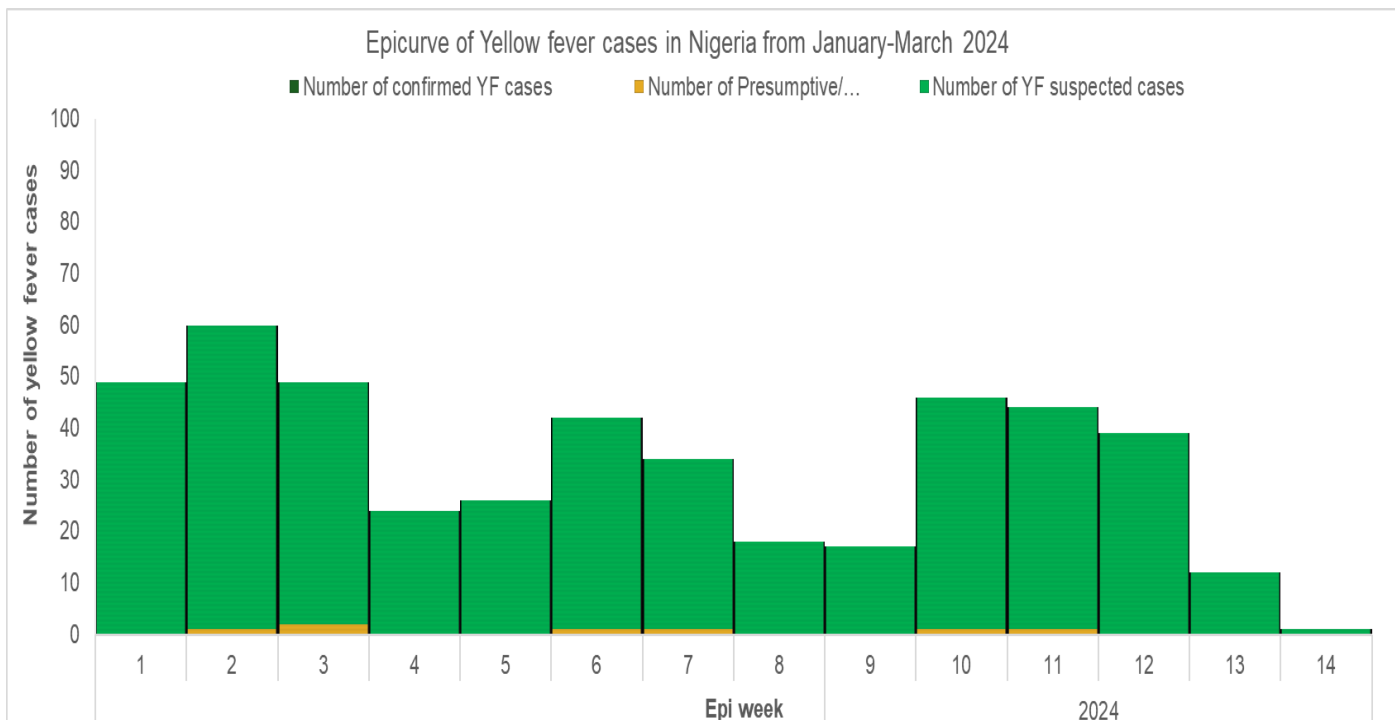


Figure 2: Epicurve of yellow fever cases in Nigeria from January – March 2024

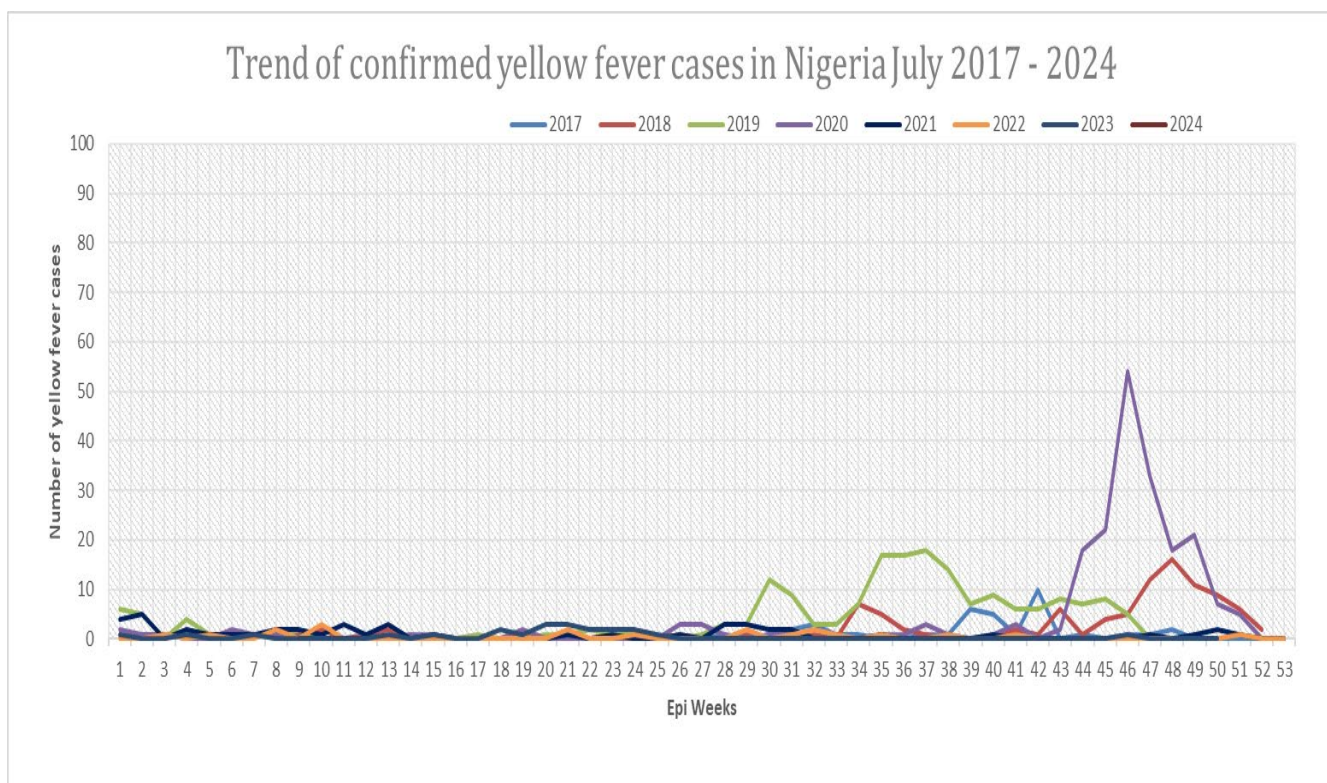


Figure 3: Trend of confirmed yellow fever cases in Nigeria 2017 – March 2024

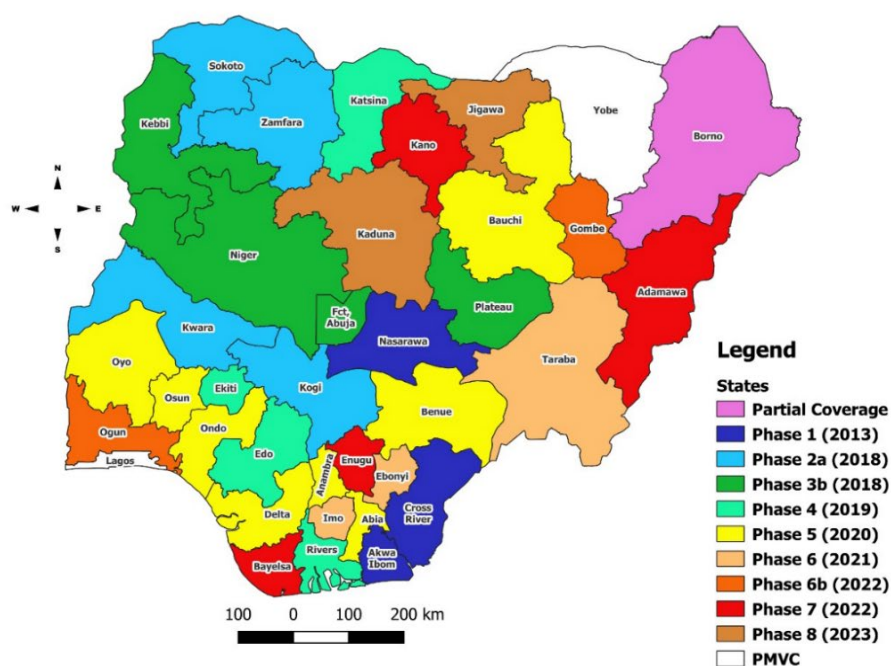


Figure 4: Map of Nigeria showing states and year of implementation of yellow fever mass vaccination campaigns from 2013 – 2024

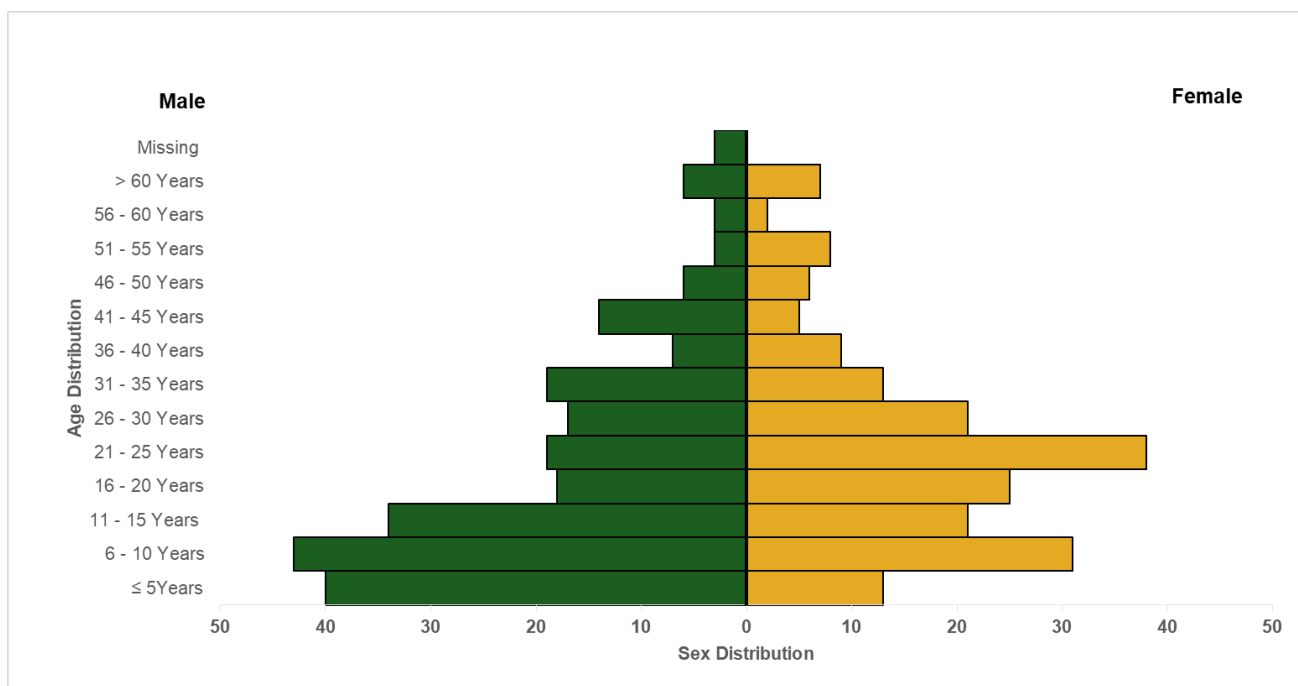


Figure 6: Age and sex distribution of yellow fever cases in Nigeria from 1st January – 31st March 2024.

Partners

