

SITUATION REPORT

Nigeria Centre For Disease Control (NCDC)

www.ncdc.gov.ng

PLOT 800 EBITU UKIWE STREET, JABI ABUJA, NIGERIA. TOLL FREE CALL: 0800-970000-10. E: info@ncdc.gov.ng



@NCDCgov

TITLE:	YELLOW FEVER OUTBREAK IN NIGERIA
SERIAL NUMBER:	015
EPI-WEEK:	12
DATE:	19th – 25th March, 2018

HIGHLIGHTS

- In this reporting week **19th – 25th March, 2018**
 - Three new presumptive positive samples were recorded from the Kaduna Lab (*Kebbi 2, Katsina 1*)
 - Five States from the North-East States have been added to the national line list (*Adamawa, Bauchi, Gombe, Taraba and Yobe States*)
 - All the States in the country reported at least one suspected cases
 - No new Institut Pasteur (IP) Dakar confirmed case of Yellow fever in the reporting week

SUMMARY OF OUTBREAK

- A Yellow fever outbreak is currently active in Nigeria. Confirmed cases have been recorded in seven States (*Kwara, Kogi, Kano, Zamfara, Kebbi, Nasarawa and Niger*), in 16 Local Government areas (LGAs)
- All Nigerian States have reported suspected cases (*Abia, Borno, Kogi, Kwara, Kebbi, Plateau, Zamfara, Enugu, Oyo, Anambra, Edo, Lagos, Kano, Nassarawa, Katsina, Niger, Bayelsa, Rivers, Cross Rivers, Kaduna, Sokoto, Jigawa, Imo, Delta, Akwa Ibom, Ebonyi, Ekiti, FCT-Abuja, Ogun, Ondo, Osun, Benue, Adamawa, Bauchi, Gombe, Taraba and Yobe States*) in 338 LGAs
- From the onset of this outbreak on September 12, 2017, a total of 1,640 suspected Yellow fever cases have been line-listed as at week 12 [*19th -25th March, 2018 (Table 1)*].
- Of the 1,640 suspected cases, 1,470 (89.6%), had blood samples collected and sent to the laboratory for confirmation.
- Of the 1,470 samples collected, **99 (6.7%) tested positive for yellow fever (presumptive positives) and 16 (1.1%) inconclusive results in five Nigerian laboratories.**
- As at Epid week 12 (*19th - 25th March, 2018*), **41 samples (35.7%) out of the 115 samples (positive and inconclusive) in Nigeria were confirmed positive by Institut Pasteur (IP) Dakar. 71 samples were negative, 3 samples are awaiting shipment to Institut Pasteur (IP) Dakar [Table 1].**
- Predominant age groups affected are 20 years and below accounting for 63.6% (See fig 3).
 - Median age is 14 years (*range 1 – 92 years*)
 - Male to female ratio is 1.4 to 1 (*male 58.5%, female 41.5%*)
 - Among the confirmed, male to female ratio is 3:2 (*male 61.0%, female 39.0%*)
- Yellow fever vaccination campaigns have been successfully completed in Six States
 - 2013 Preventive mass vaccination campaign (PMVC) 2013 in Nasarawa, Cross River, Akwa Ibom;

- Preventive mass vaccination campaign in 2018 in Kogi, Kwara and Zamfara and in fifty-eight political wards in 25 LGAs in Borno State;
- Yellow fever reactive vaccination campaign completed in Kebbi and Sokoto States while that of Niger State is ongoing.
- Total number of deaths in all cases (*suspected, probable and confirmed cases*) is 47, while **10 deaths were recorded among confirmed cases only**. Therefore, the case fatality ratio (CFR) for all cases (*including suspected, probable and confirmed*) is 2.8%, and 24.4% for confirmed cases.

EPI- SUMMARY

Table 1: Showing all affected States and cases with Yellow fever between 19th-25th March, 2018

State	Abia	Borno	Kogi	Kwara	Plateau	Zamfara	Kaduna	Karungu	Oyo	Anambra	Edo	Lagos	Kano	Nasarawa	Katsina	Niger	Bauchi	Cross River	Kaduna	Rivers	Sokoto	Imo	Delta	Benue	Adamawa	Bauchi	Combe	Farafa	Yobe	Total								
Total Number of cases in the linelist	82	217	67	116	8	133	253	64	13	78	76	37	76	47	64	19	1	11	9	12	33	27	33	6	22	24	6	14	13	18	16	33	4	3	2	2	1	1640
Number of LGAs with suspected cases	14	21	19	12	5	10	19	14	11	13	18	9	24	12	14	8	1	6	5	9	11	13	17	6	10	9	5	5	7	9	12	15	4	2	1	2	1	373
Number of LGAs with Presumptive /inconclusive cases	1	3	6	2	1	4	6	2	1	2	4	2	1	1	2	1	0	0	0	2	0	2	4	1	1	1	0	1	0	2	0	0	0	0	0	0	0	53
Number of LGAs with confirmed cases from IP Dakar	0	0	4	2	0	4	3	0	0	0	0	0	1	1	0	1	0	0	0	0	0	0	0	0	0	0	0	0	0	0	0	0	0	0	0	0	0	16
Number with Blood samples collected in Nigeria	81	215	67	77	8	48	253	64	13	78	76	37	75	7	63	19	1	11	9	12	33	27	33	6	23	22	6	14	13	18	16	33	4	3	2	2	1	1470
Number of Presumptive Positives in Nigeria	1	5	17	12	5	24	17	1	1	2	2	1	1	1	3	2	0	0	0	1	0	0	1	1	0	0	0	1	0	0	0	0	0	0	0	0	0	99
Number with inconclusive results	0	1	0	1	0	0	0	0	0	1	2	1	0	0	0	0	0	0	0	1	0	2	3	0	1	1	0	0	0	2	0	0	0	0	0	0	0	16
Total number of samples sent to Dakar	1	6	17	13	5	24	17	1	1	3	4	2	1	1	3	2	0	0	0	2	0	2	4	1	1	1	0	1	0	2	0	0	0	0	0	0	0	115
Number positive cases from IP Dakar	0	0	10	7	0	18	3	0	0	0	0	0	1	1	0	1	0	0	0	0	0	0	0	0	0	0	0	0	0	0	0	0	0	0	0	0	0	41
Total number negative in Dakar	1	6	7	6	5	6	12	1	1	3	4	2	0	0	2	1	0	0	0	2	0	2	4	1	1	1	0	1	0	2	0	0	0	0	0	0	0	71
Number awaiting result from Dakar	0	0	0	0	0	0	2	0	0	0	0	0	0	0	0	1	0	0	0	0	0	0	0	0	0	0	0	0	0	0	0	0	0	0	0	0	0	3
Number of deaths from all cases	0	1	4	16	0	26	0	0	0	0	0	0	0	0	0	0	0	0	0	0	0	0	0	0	0	0	0	0	0	0	0	0	0	0	0	0	0	47
Number of deaths among presumptive positives	0	0	4	1	0	9	0	0	0	0	0	0	0	0	0	0	0	0	0	0	0	0	0	0	0	0	0	0	0	0	0	0	0	0	0	0	0	14
Number of deaths from Dakar confirmed	0	0	3	0	0	7	0	0	0	0	0	0	0	0	0	0	0	0	0	0	0	0	0	0	0	0	0	0	0	0	0	0	0	0	0	0	0	10

CFR for all cases = 2.8%.; among the Presumptive/inconclusive cases 12.2% and among Institut Pasteur (IP) Dakar confirmed cases 24.4%

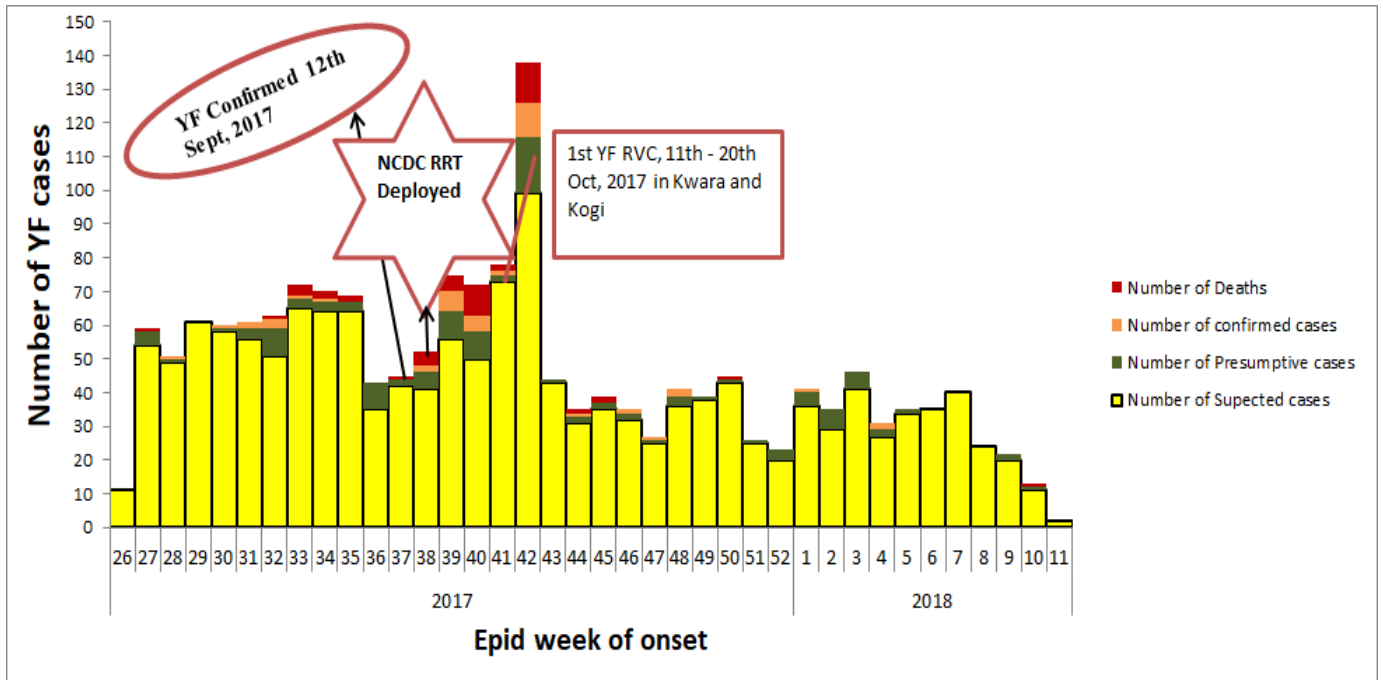


Figure 1; Epicurve of Yellow fever cases by State 12th-18th March 2018 by State

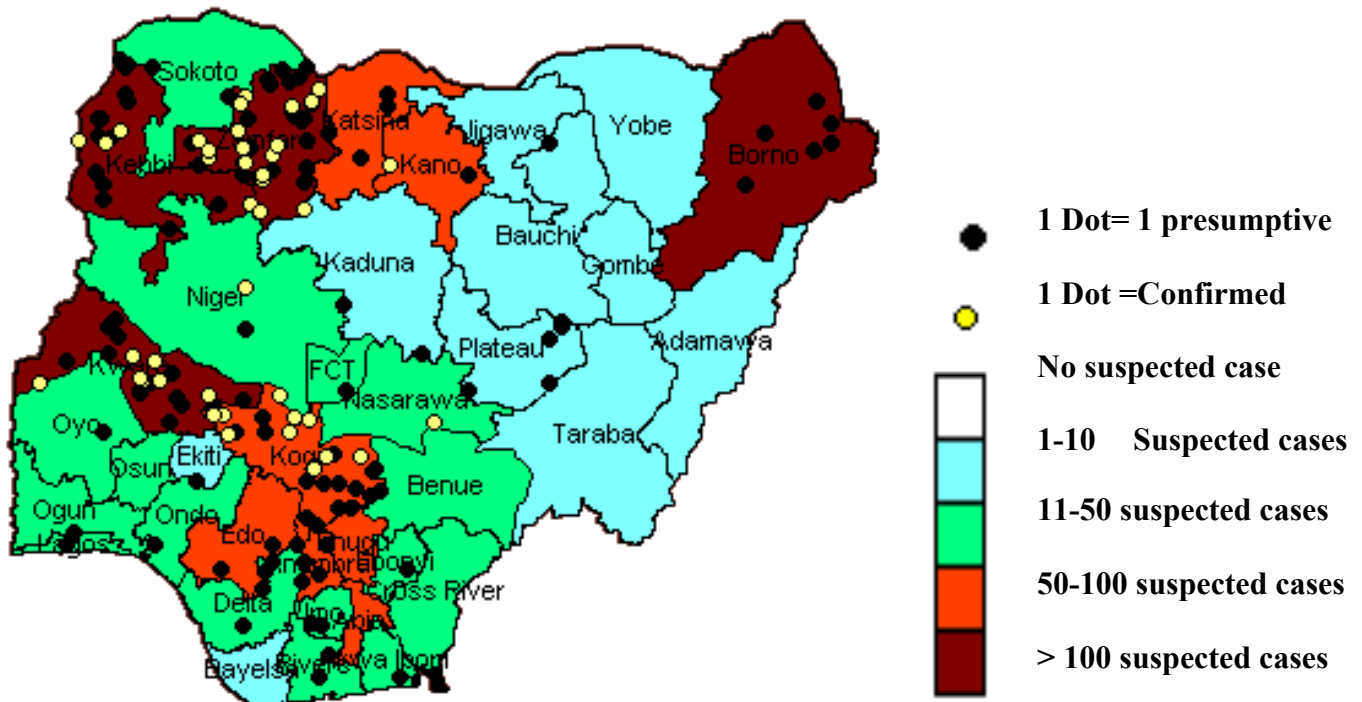


Figure 2: Map of Nigeria showing states with suspected/presumptive positive and confirmed cases of Yellow fever, 12th-18th March, 2018

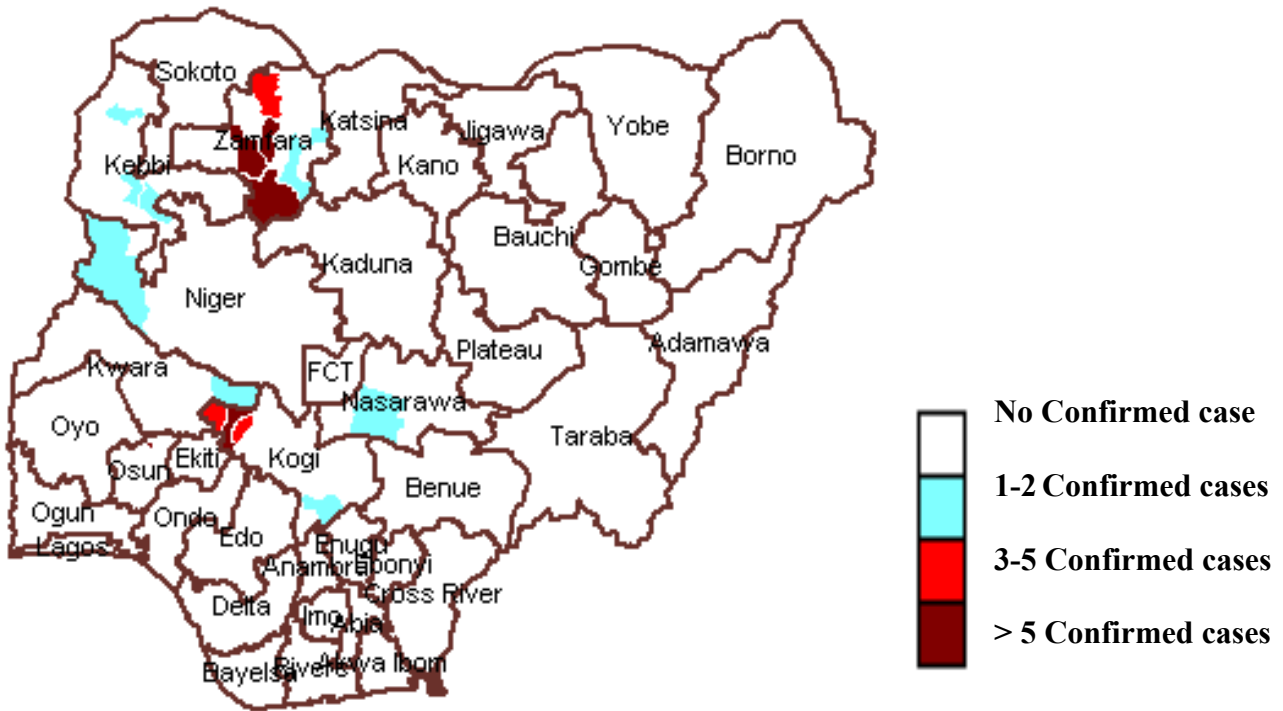


Figure 3: Map of Nigeria showing LGAs with confirmed cases of Yellow fever, 12th-18th March, 2018

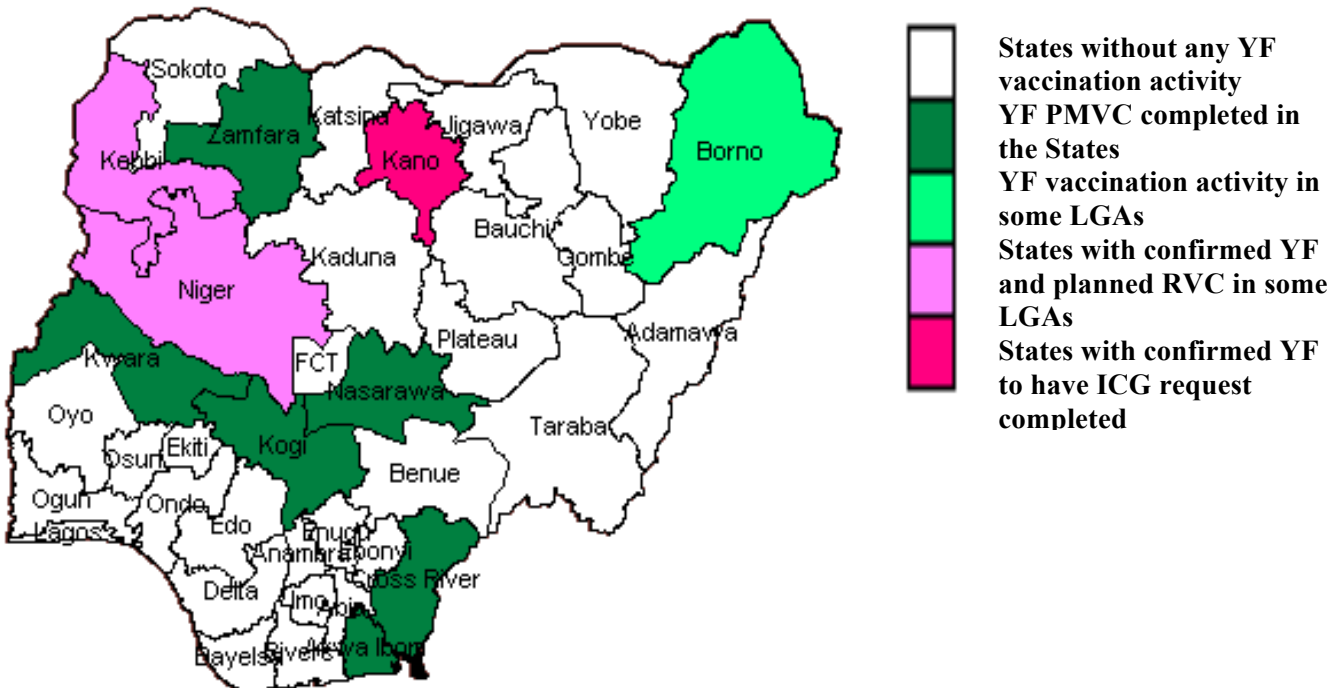


Figure 4: Map of Nigeria showing states that have received YF vaccination campaign as at, 12th-18th March, 2018