

COVID-19 SITUATION REPORT

SITUATION REPORT 57

April 25, 2020



DATA AS REPORTED AND ACCURATE BY NCDC by 12 Midnight April 25th 2020

HIGHLIGHTS

- One new State reported COVID-19 case in Nigeria – Imo. The total number of States that have reported at least one confirmed case in Nigeria is now 29 (28 States + FCT)
- Eighty-seven (87) cases reported in the last 24 hours – Lagos (33), Borno (18), Osun (12), Katsina (9), Kano (4), Ekiti (4), Edo (3), Bauchi (3) and Imo (1).
- Twenty three (23) people who came in from Togo and were quarantined at Badagry have been discharged.

STATE OF THE NATION

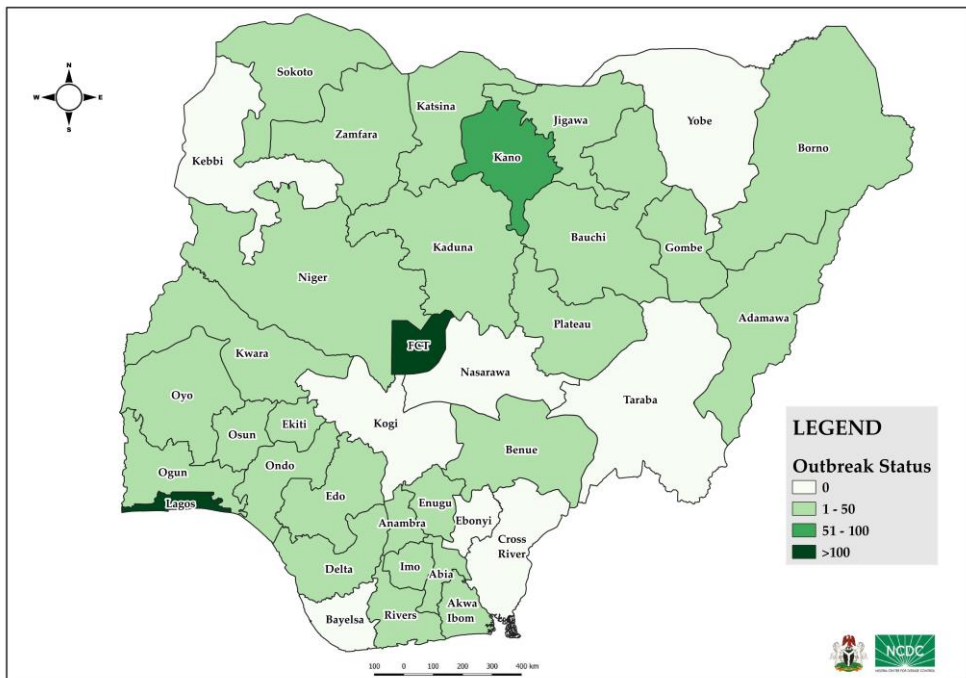


Fig. 1: Map of Nigeria showing the affected 28 States and FCT by COVID-19

UPDATES IN NUMBERS

Total (New in the last 24 hours)

SAMPLES TESTED

10,918 (487)

CONFIRMED CASES

1182 (87)

AFFECTED STATES INCLUDING FCT

29 (1)

DISCHARGED CASES

222 (14)

CONFIRMED FATALITIES

35 (3) – 3% CFR

DEMOGRAPHICS

MALE – 783 (66%)

FEMALE – 399 (34%)

MOST AFFECTED AGE GROUP

31 - 40 (21%)

TOTAL NUMBER OF PEOPLE OF INTEREST

9278 (Total)

9,180 (99% - Exceeded Follow Up)

PROVENANCE

TRAVEL HISTORY – 210 (18%)

CONTACTS – 329 (28%)

NO EPIDEMIOLOGIC LINK – 538 (45%)

INCOMPLETE – 105 (9%)

GLOBAL UPDATES

TOTAL NUMBER OF CASES

2,719,897 (187,705 deaths)

COUNTRIES AFFECTED*

210

https://www.who.int/docs/default-source/coronaviruse/situation-reports/20200412-sitrep-83-covid-19.pdf?sfvrsn=697ce98d_4

- Excluding the 2 International Conveynances

GENERAL FACT SHEET (April 25th, 2020)

STATES	CONFIRMED CASES		DISCHARGED CASES		DEATHS		TOTAL ACTIVE CASES	DAYS SINCE LAST REPORTED CASE
	CUMULATIVE	NEW	CUMULATIVE	NEW	CUMULATIVE	NEW		
Lagos	689	33	122	6	19	3	548	0
FCT	138	0	35	0	3	0	100	1
Kano	77	4	0	0	1	0	76	0
Ogun	35	0	5	0	1	0	29	1
Osun	32	12	18	0	0	0	14	0
Borno	30	18	0	0	2	0	28	0
Gombe	30	0	0	0	0	0	30	1
Katsina	30	9	4	4	1	0	25	0
Edo	22	3	7	0	3	0	12	0
Oyo	18	0	5	0	1	0	12	1
Akwa Ibom	11	0	6	3	1	0	4	2
Bauchi	11	3	5	0	0	0	6	0
Kwara	11	0	2	0	0	0	9	2
Kaduna	10	0	4	0	0	0	6	1
Ekiti	8	4	2	0	1	0	5	0
Delta	6	0	0	0	1	0	5	3
Ondo	4	0	2	0	0	0	2	12
Rivers	3	0	2	0	1	0	0	4
Abia	2	0	0	0	0	0	2	5
Enugu	2	0	2	0	0	0	0	29
Jigawa	2	0	0	0	0	0	2	6
Niger	2	0	0	0	0	0	2	10
Sokoto	2	0	0	0	0	0	2	1
Zamfara	2	0	0	0	0	0	2	1
Adamawa	1	0	0	0	0	0	1	3
Anambra	1	0	1	1	0	0	0	15
Benue	1	0	0	0	0	0	1	28
Imo	1	1	0	0	0	0	1	0
Plateau	1	0	0	0	0	0	1	2
TOTAL	1182	87	222	14	35	3	925	

SELECTED CHARTS

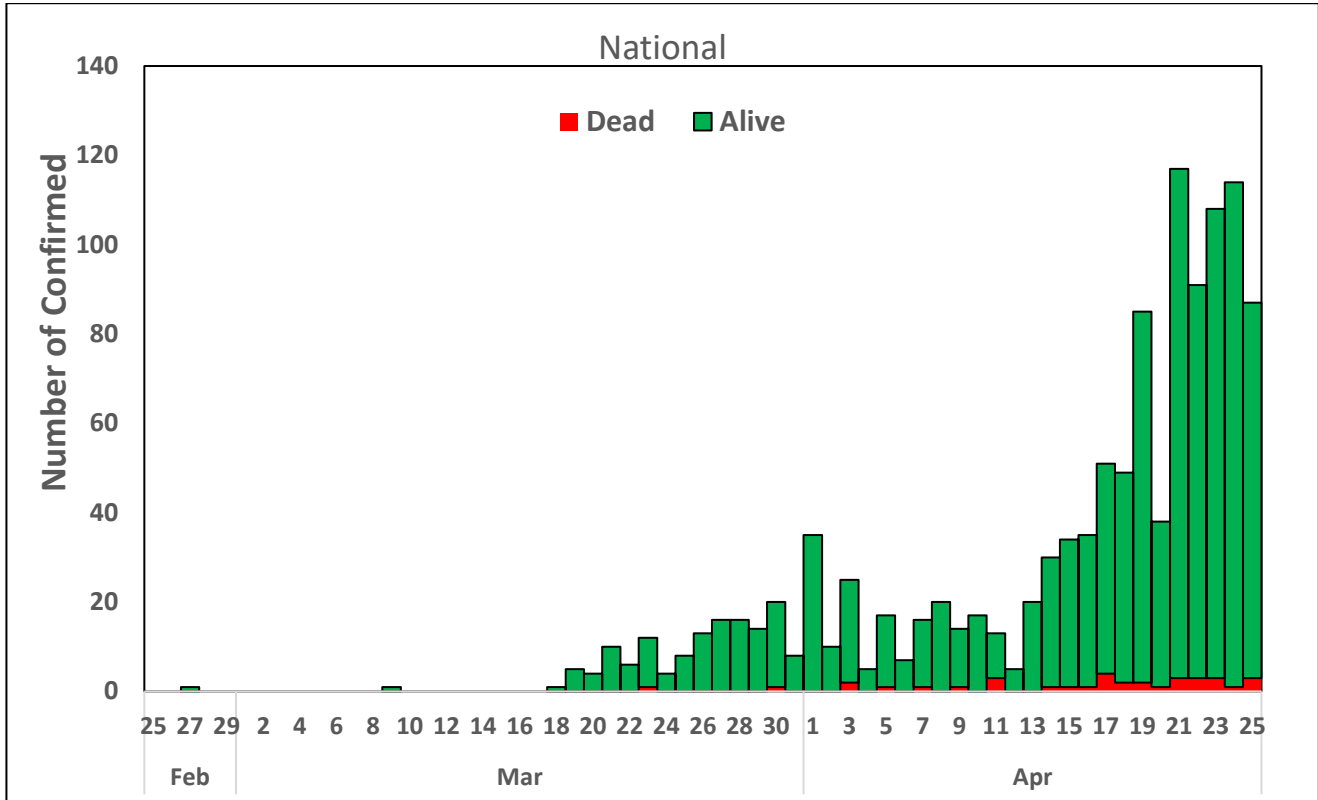


Fig 3. Daily Epi-curve of Confirmed Cases (WK9 – WK17)

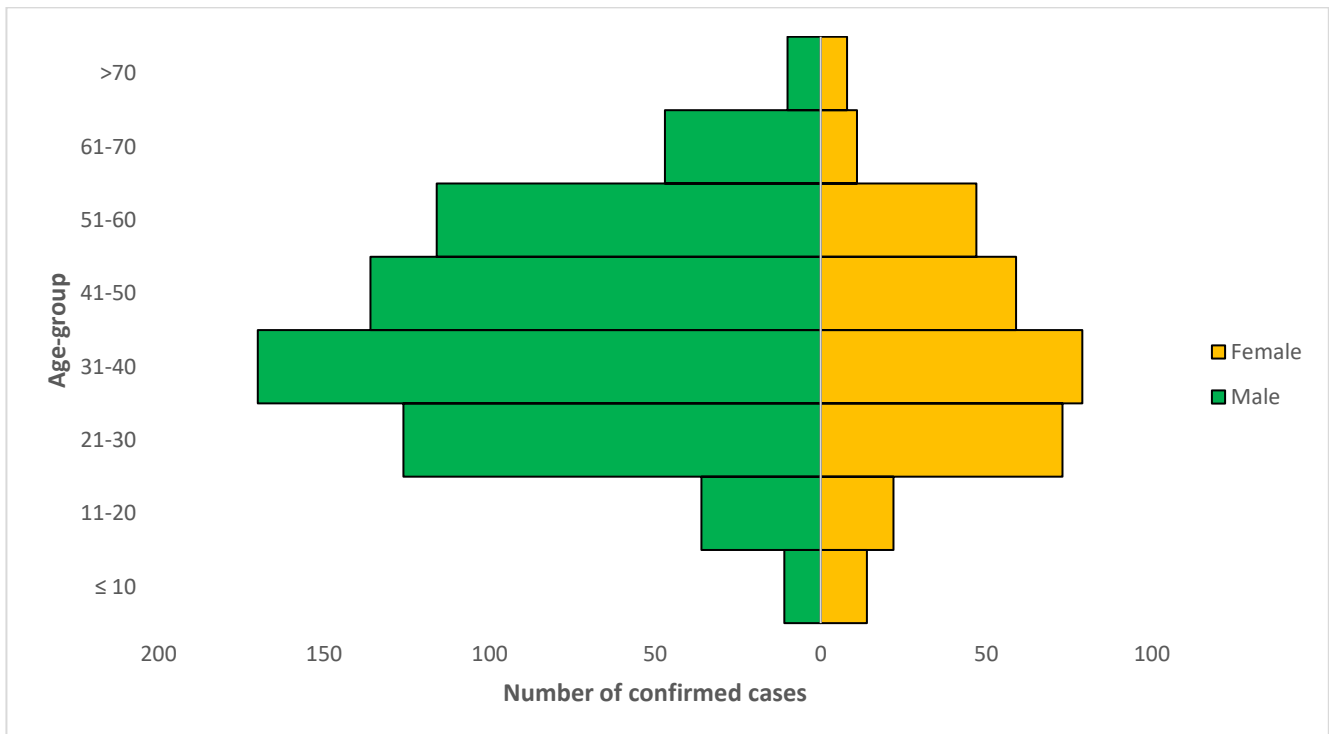


Fig 4. Age-Sex Distribution of Confirmed Cases (WK9 – WK17)

RESPONSE ACTIVITIES

- Two new labs have been added to the Lab network for COVID-19, UDU-Sokoto and ABU-Zaria
- Developed case management indicator for SORMAS
- Deployed additional response commodities and supplies to all States
- Engaged with government agencies on integration of risk communication in the planned training for Primary Healthcare workers in the country
- Validation of Cobas system at National Reference Laboratory for activation of throughput testing
- Deployment of Rapid Response Team (RRT) to support response in all states with confirmed case(s) Currently 30 RRTs deployed
- All education materials can be found via www.covid19.ncdc.gov.ng