

COVID-19 SITUATION REPORT

SITUATION REPORT 49

April 17, 2020



DATA AS REPORTED AND ACCURATE BY NCDC by 12 Midnight April 17th 2020

HIGHLIGHTS

- No new state reported COVID-19 in Nigeria. The total number of affected states in Nigeria is still 20 (19 States + FCT)
- Fifty-one new cases reported – Lagos (32), Kano (6), Kwara (5), FCT (2), Oyo (2), Katsina (2), Ogun (1), and Ekiti (1)
- DG NCDC addressed the [new testing strategy](#) which aims to scale up our capacity to conduct tests and also prepare our laboratory network for the future

STATE OF THE NATION

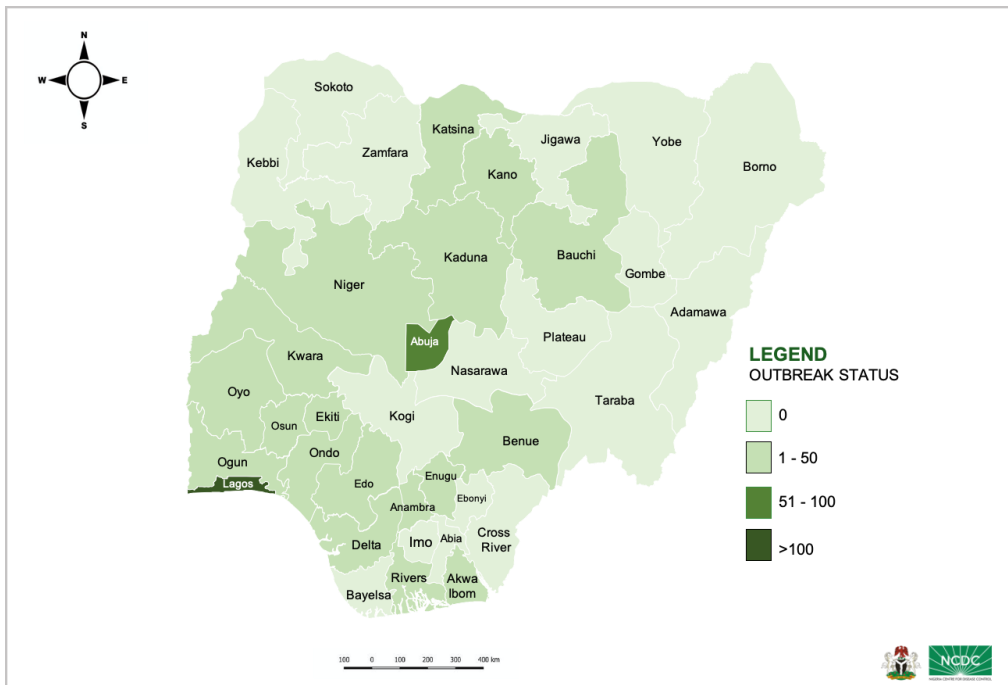


Fig. 1: Map of Nigeria showing the affected 19 States and FCT by COVID-19

UPDATES IN NUMBERS

Total (New in the last 24 hours)

SAMPLES TESTED

7153 (504)

CONFIRMED CASES

493 (51)

AFFECTED STATES (INCLUDING FCT)

20 (0)

CONFIRMED DISCHARGED CASES

159 (7)

CONFIRMED FATALITIES

17 (4) – 3% CFR

DEMOGRAPHICS

MALE – 348 (71%)

FEMALE – 145 (29%)

MOST AFFECTED AGE GROUP

31 - 40 (21%)

TOTAL NUMBER OF PEOPLE OF INTEREST

9221 (Total)

9062 (98% - Exceeded Follow Up)

PROVENANCE

TRAVEL HISTORY – 210 (43%)

CONTACTS – 175 (35%)

UNKNOWN SOURCE – 16 (3%)

INCOMPLETE – 92 (19%)

GLOBAL UPDATES

TOTAL NUMBER OF CASES

2,074,529(139,378 deaths)

COUNTRIES AFFECTED*

210

https://www.who.int/docs/default-source/coronaviruse/situation-reports/20200412-sitrep-83-covid-19.pdf?sfvrsn=697ce98d_4

- Excluding the 2 International Conveyances

GENERAL FACT SHEET (April 17th, 2020)

STATES	TOTAL CONFIRMED CASES	NEW CONFIRMED CASES	TOTAL DISCHARGED CASES	NEW DISCHARGED CASES	TOTAL DEATHS	NEW DEATHS	TOTAL ACTIVE CASES	DAYS SINCE LAST REPORTED CASE
Lagos	283	32	90	0	11	4	182	0
FCT	69	2	23	0	2	0	44	0
Kano	27	6	0	0	1	0	26	0
Osun	20	0	17	0	0	0	3	14
Edo	15	0	6	1	1	0	8	3
Oyo	15	2	5	0	0	0	10	0
Ogun	10	1	5	0	0	0	5	0
Katsina	9	2	0	0	1	0	8	0
Kwara	9	5	0	0	0	0	9	7
Kaduna	6	0	4	4	0	0	2	9
Bauchi	6	0	0	0	0	0	6	3
Akwa Ibom	6	0	3	0	0	0	3	0
Delta	4	0	0	0	1	0	3	2
Ondo	3	0	0	0	0	0	3	4
Ekiti	3	1	2	1	0	0	1	11
Rivers	2	0	2	1	0	0	0	2
Niger	2	0	0	0	0	0	2	21
Enugu	2	0	2	0	0	0	0	0
Benue	1	0	0	0	0	0	1	20
Anambra	1	0	0	0	0	0	1	7
TOTAL	493	51	159	7	17	4	317	

SELECTED CHARTS

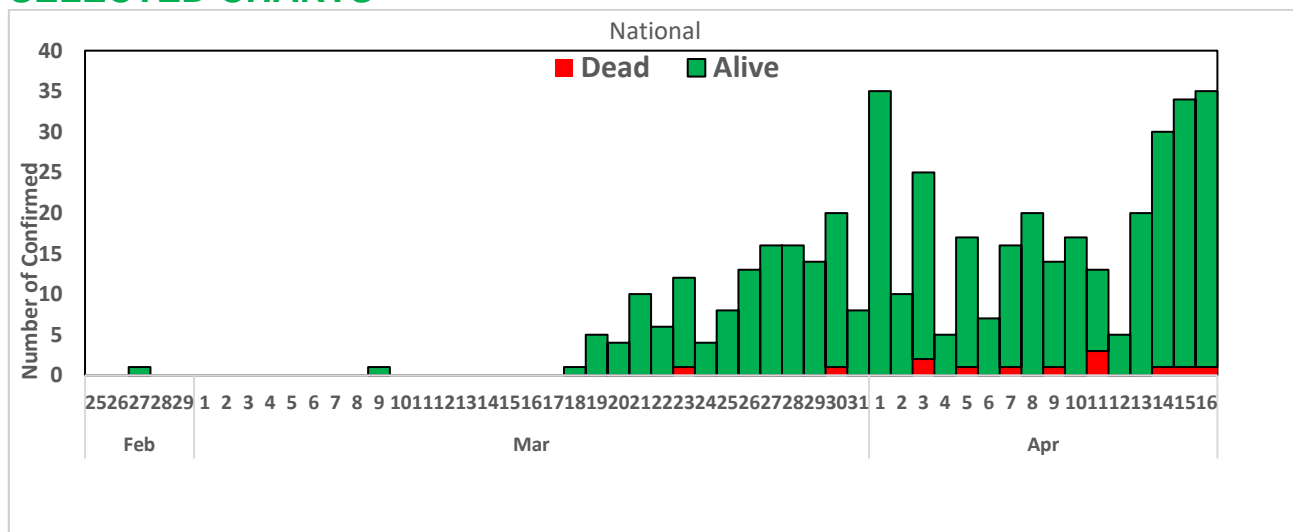


Fig. 3: Daily Epi-Curve of Confirmed Cases (wk9 – wk 16)

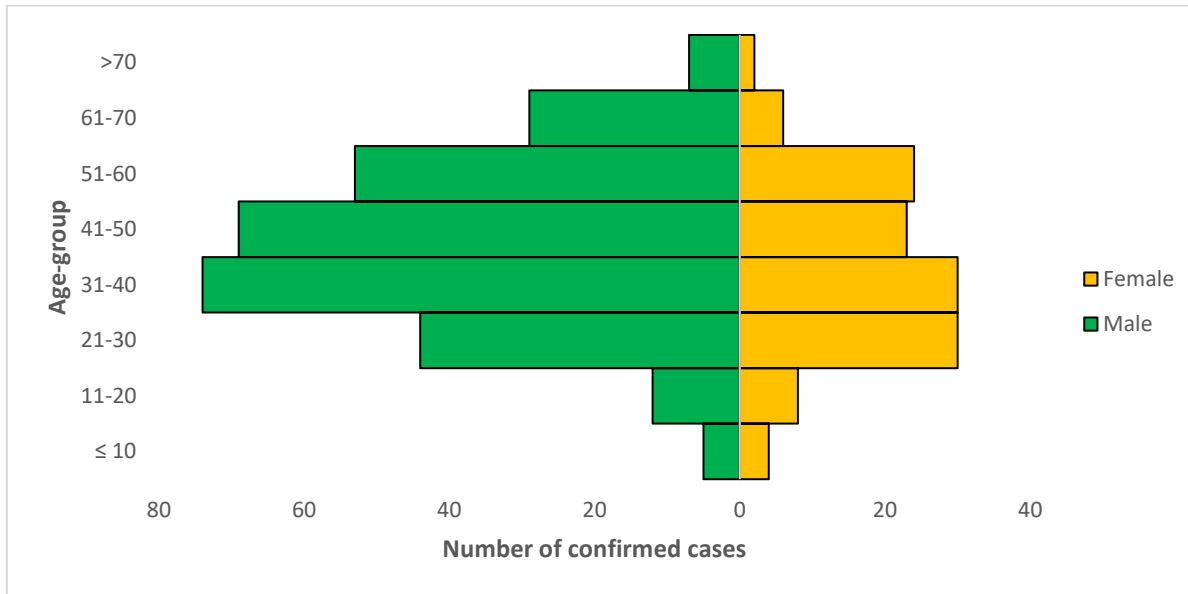


Fig. 4: Age-Sex distribution of Confirmed Cases (wk9 – wk16)

RESPONSE ACTIVITIES

- Ongoing distribution of Viral Transport Medium (VTM) to all the States and FCT
- Deployment of COVID-19 starter packs to all tertiary institutions and Federal Medical Centres
- Fully set up expanded laboratory network for COVID-19 across the 6 geopolitical zones with 13 laboratories activated (NRL, DRL, IDH, LUTH, NIMR, ACEGID, UCH, ISTH, FETHA, AKTH and NVRI DNA and UMTH)
- Deployment of Rapid Response Team (RRT) to support response in all states with confirmed case(s) Currently 22 RRTs deployed
- All education materials can be found via www.covid19.ncdc.gov.ng