



# SITUATION REPORT

Nigeria Centre For Disease Control and Prevention (NCDC)

NCDC.GOV.NG

PLOT 800 EBITU UKIWE STREET, JABI ABUJA, NIGERIA TOLL FREE CALL: 6232 E:info@ncdc.gov.ng

@NCDCgov



<b>TITLE:</b>	<b>UPDATE ON MPOX IN NIGERIA</b>
<b>SERIAL NUMBER:</b>	<b>10</b>
<b>EPI-WEEK:</b>	<b>34</b>
<b>DATE:</b>	<b>August 25, 2024</b>

## Key Indicators

Reporting Year	Reporting week	Confirmed (Suspected) cases	Death (Confirmed cases)	Case Fatality Rate %(CFR)	States Affected (Confirmed cases)	LGAs Affected (Confirmed cases)
2024 Current	Week 34	8(57)	0	0.0	5	6
2024 Cumulative	Week 1-34	48(868)	0	0.0	20 + FCT	35
2023 Cumulative	Week 1- 52	98(1182)	2	2.0	25 +FCT	65

## Highlights

- **57 new suspected cases were reported in Epi week 34, 2024**, compared with 25 cases reported in the previous week (Epi week 33)
- **Eight (8) confirmed cases** were reported in week 34 compared with one (1) confirmed case reported in week 33, 2024.
- Twenty (20) States + FCT have recorded at least one confirmed case across thirty-five (35) Local Government Areas in 2024
- Since September 2017, 4685 suspected cases have been reported from 36 states and FCT, with 1134 confirmed cases (24.2%) from 35 States and FCT with seventeen (17) deaths. Males (~70%) are predominantly affected.
- The National Mpox multi-sectoral & multi-partner Emergency Operation Center (EOC) continues to coordinate the response.

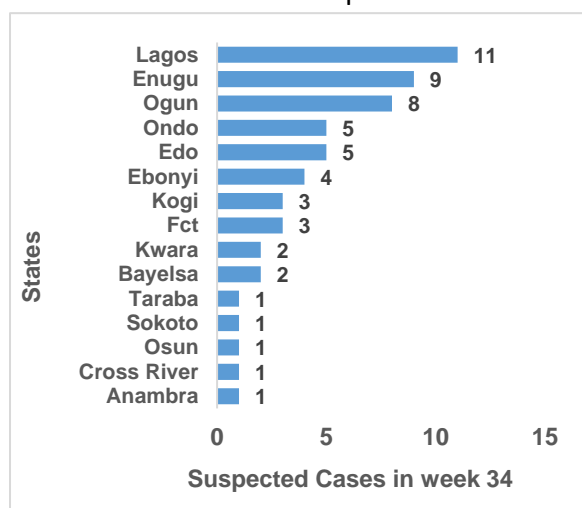


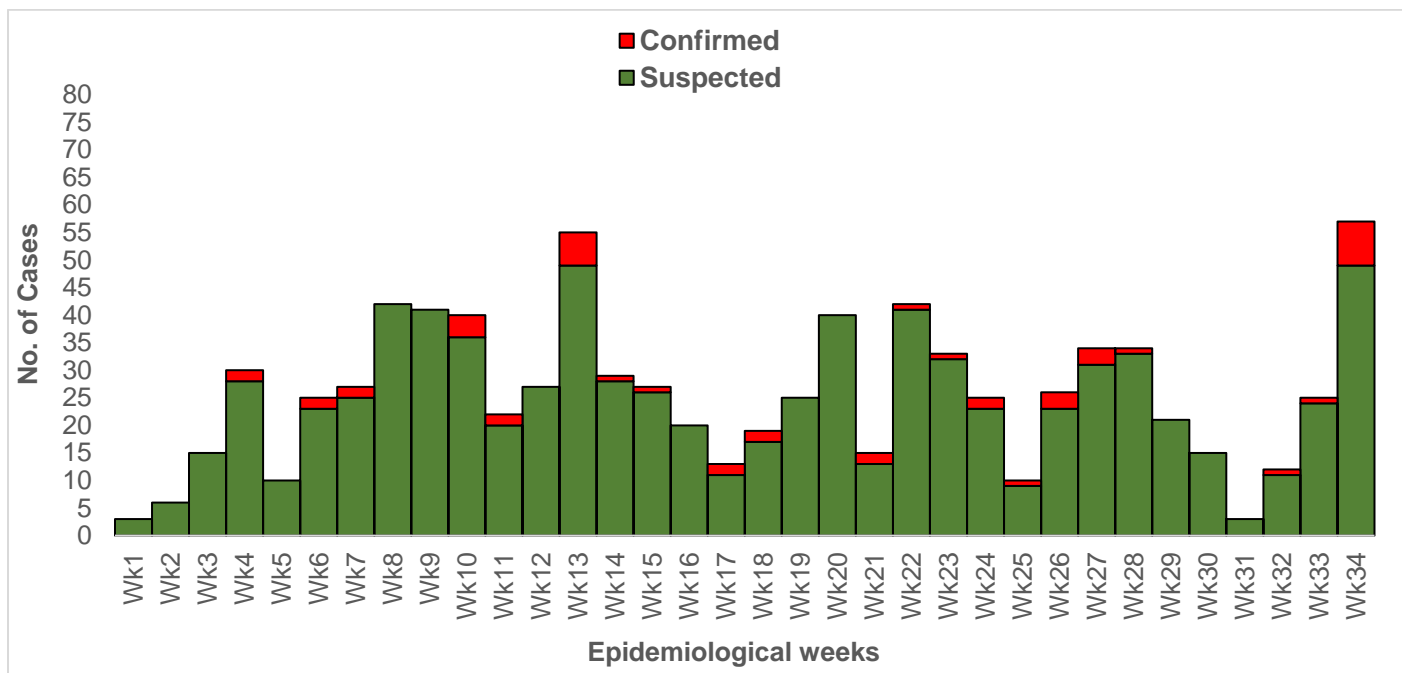
Table 2: Confirmed cases in week 34

States	Confirmed Cases in Epi weeks 34
Enugu	4
Bayelsa	1
Cross River	1
Edo	1
Osun	1
<b>TOTAL</b>	<b>8</b>

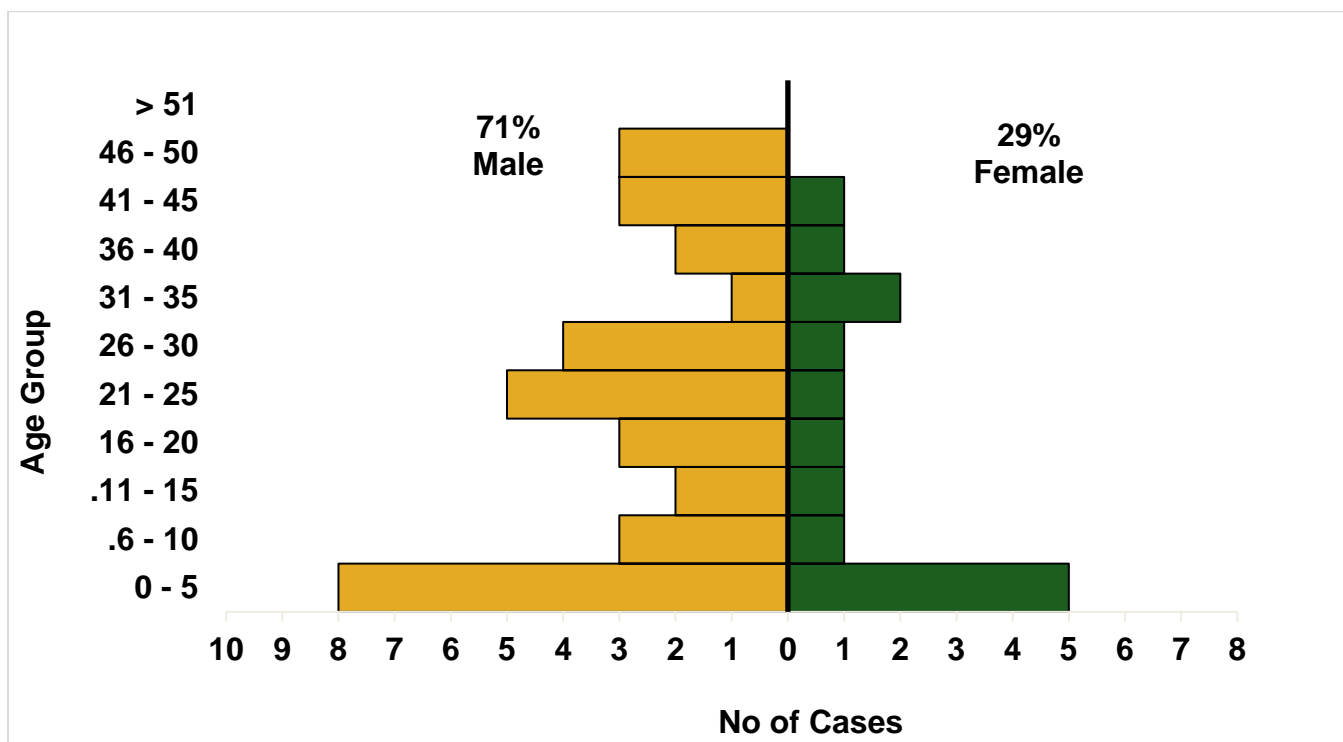
Fig 1: Suspected cases recorded in Week 34

...PROTECTING THE HEALTH OF NIGERIANS

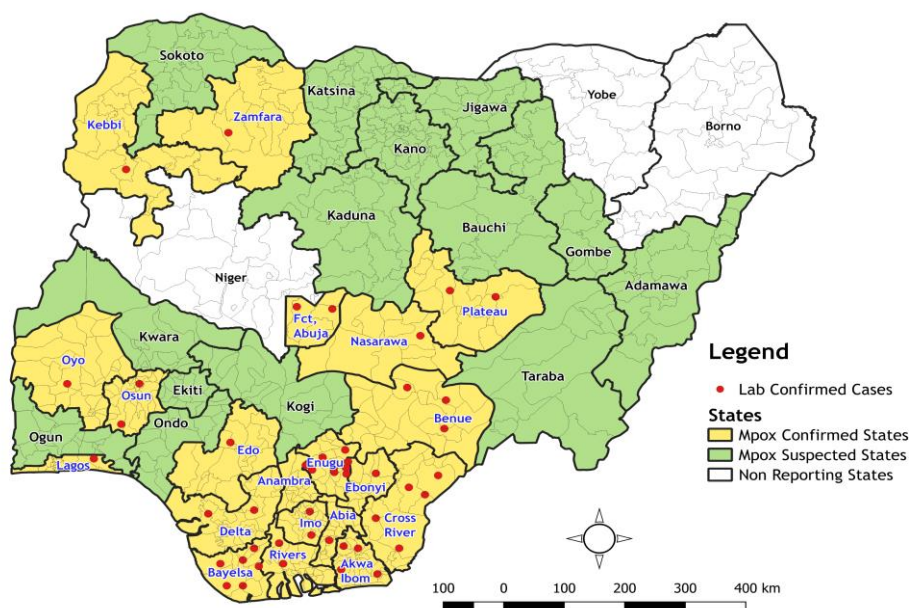




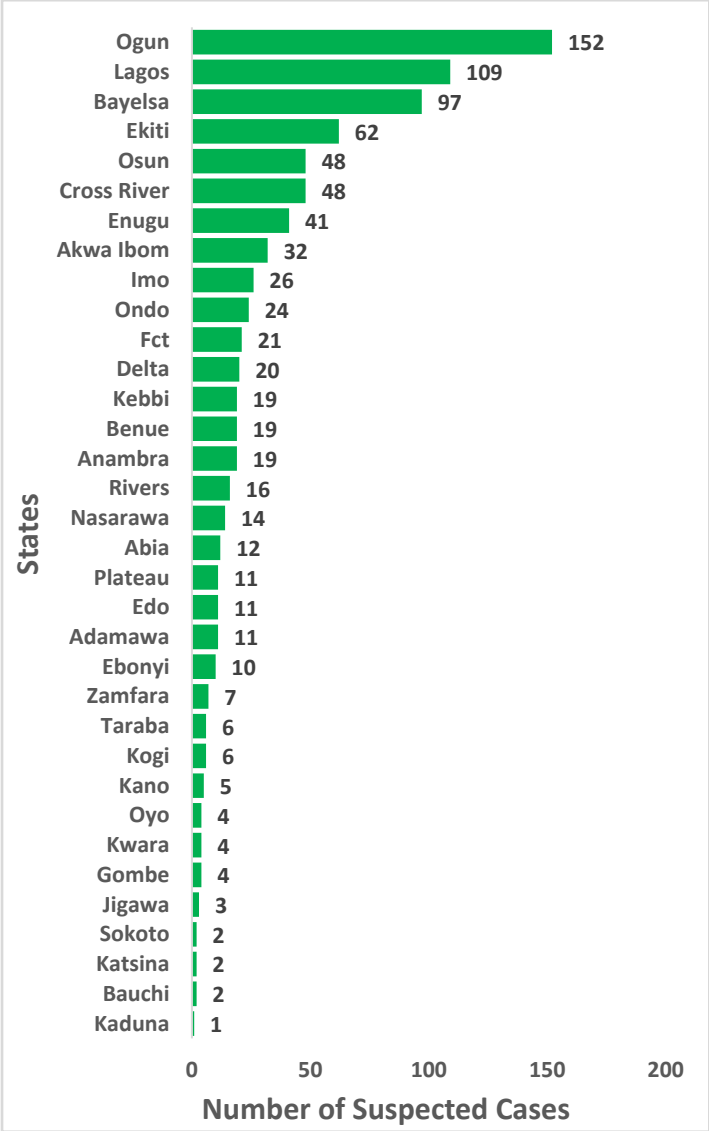
**Figure 2:** Epidemic curve of suspected and confirmed mpox cases from January 2024 to date.



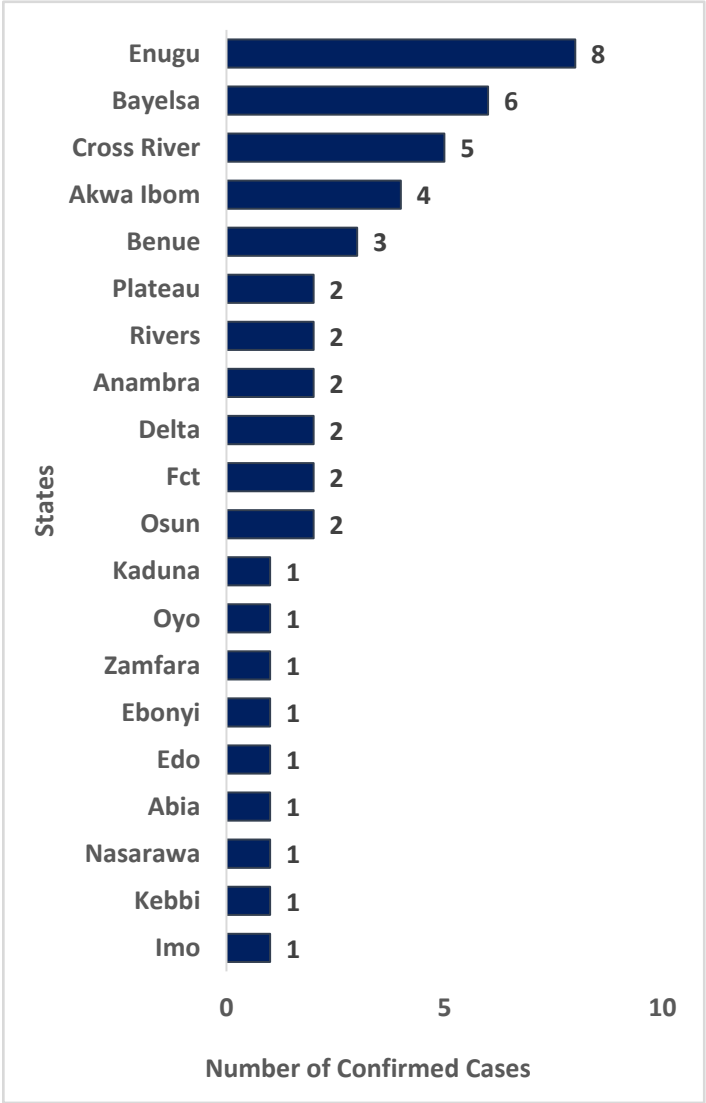
**Figure 3:** Age and sex distribution of Nigeria confirmed mpox cases from January 2024 to date.



**Figure 4:** Map of Nigeria showing States with suspected and confirmed mpox Cases from January 2024 till date.



**Fig 5:** Suspected cases recorded from Epi Week 1 to 34



**Fig 6:** Confirmed cases recorded from Epi Week 1 to 34

**Table 3:** Summary statistics for annual Nigeria mpox cases by reporting year, September 2017 – 25<sup>th</sup> August 2024

Reporting year	Suspected cases	Confirmed cases	Deaths (Confirmed cases)	Case Fatality Rate % (CFR)	States Affected (Confirmed cases)	LGAs Affected (Confirmed cases)
<b>2024</b>	<b>868</b>	<b>48</b>	<b>0</b>	<b>0.0</b>	<b>20 + FCT</b>	<b>35</b>
<b>2023</b>	1182	98	2	2.0	25 + FCT	65
<b>2022</b>	2123	762	7	0.9	34 + FCT	238
<b>2021</b>	98	34	0	0.0	8 + FCT	25
<b>2020</b>	35	8	0	0.0	5	7
<b>2019</b>	65	47	1	2.1	11	26
<b>2018</b>	116	49	1	2.0	13	25
<b>2017</b>	198	88	6	6.8	14 + FCT	33

**Table 4:** Age distribution of cumulative number of confirmed mpox cases September 2017 – 25<sup>th</sup> August 2024

Age Group	2017	2018	2019	2020	2021	2022	2023	2024	Total
<b>0-10 Years</b>	7	5	1	0	1	125	21	17	177
<b>11-20 Years</b>	12	4	1	0	4	123	8	7	159
<b>21-30 Years</b>	34	13	13	4	10	187	24	9	294
<b>31- 40 Years</b>	26	17	22	4	13	205	21	8	316
<b>41-50 Years</b>	9	10	9	0	5	89	17	7	146
<b>&gt; 50 Years</b>	0	0	1	0	1	33	7	0	42
<b>Total</b>	<b>88</b>	<b>49</b>	<b>47</b>	<b>8</b>	<b>34</b>	<b>762</b>	<b>98</b>	<b>48</b>	<b>1134</b>

**Table 5: Nigeria confirmed Mpox cases by State, September 2017 – 25<sup>th</sup> August 2024**

S/N	State	2017	2018	2019	2020	2021	2022	2023	2024	Total
1	Lagos	4	1	15	4	6	188	27	1	246
2	Rivers	25	14	7	1	5	37	4	2	95
3	Bayelsa	19	11	7	0	6	45	2	6	96
4	Abia	1	2	0	0	0	58	6	1	68
5	Delta	3	6	10	1	9	31	3	2	65
6	Imo	5	2	1	0	0	45	5	1	59
7	Ogun	0	0	0	0	1	40	17	0	58
8	Ondo	0	0	0	0	0	40	2	0	42
9	Edo	4	1	1	0	4	27	4	1	42
10	FCT	5	0	0	0	1	25	4	2	37
11	Anambra	0	1	1	0	0	25	0	2	29
12	Cross River	9	3	1	0	1	12	1	5	32
13	Kwara	0	0	0	0	0	21	0	0	21
14	Plateau	0	2	0	1	0	16	0	2	21
15	Akwa Ibom	6	0	1	0	0	12	4	4	27
16	Nasarawa	1	1	0	0	0	17	1	1	21
17	Adamawa	0	0	0	0	0	16	0	0	16
18	Oyo	1	3	2	0	0	10	1	1	18
19	Kaduna	0	0	0	0	0	15	2	1	18
20	Ebonyi	0	0	0	1	0	12	1	1	15
21	Benue	2	0	0	0	0	10	0	3	15
22	Borno	0	0	0	0	0	11	2	0	13
23	Enugu	1	2	1	0	0	4	4	8	20
24	Katsina	0	0	0	0	0	8	1	0	9
25	Taraba	0	0	0	0	0	7	0	0	7
26	Kano	0	0	0	0	0	7	0	0	7
27	Gombe	0	0	0	0	0	6	0	0	6
28	Kogi	0	0	0	0	0	5	2	0	7
29	Osun	0	0	0	0	0	5	1	2	8
30	Ekiti	2	0	0	0	0	1	1	0	4
31	Niger	0	0	0	0	1	1	1	0	3
32	Kebbi	0	0	0	0	0	2	1	1	4
33	Bauchi	0	0	0	0	0	1	0	0	1
34	Zamfara	0	0	0	0	0	1	0	1	2
35	Yobe	0	0	0	0	0	1	0	0	1
36	Jigawa	0	0	0	0	0	0	1	0	1
	<b>Grand Total</b>	<b>88</b>	<b>49</b>	<b>47</b>	<b>8</b>	<b>34</b>	<b>762</b>	<b>98</b>	<b>48</b>	<b>1134</b>

**Notes on this report.****Data Source**

Information for this disease was case-based data retrieved from the National Mpox Emergency Operations Centre.

## Mpox Case definitions

### Suspected case

- An acute illness with fever  $>38.3^{\circ}\text{C}$ , intense headache, lymphadenopathy, back pain, myalgia, and intense asthenia followed by a progressively developing rash often beginning on the face (most dense) and then spreading elsewhere on the body & may soles of feet and palms of the hand.

### Probable case

- A case that meets the clinical case definition and has an epidemiological link to a confirmed case.

### Confirmed case.

- A clinically compatible case that is laboratory-confirmed

### Contact

- Any person who has been in direct or indirect contact with a confirmed case since the onset of symptoms, i.e., contact with skin lesions, oral secretions, urine, feces, vomitus, blood, sexual contact, sharing a common space (anyone who has been in proximity with or without physical contact with a confirmed case)

### Calculations

- Case Fatality Rate (CFR) for this disease is reported for confirmed cases only.

## Mpox Prevention Measures

### To prevent the spread of mpox:

- Avoid close contact with individuals showing symptoms, particularly those with rashes or skin lesions.
- Practice good hand hygiene by regularly washing hands with soap and water or using an alcohol-based hand sanitizer.
- Wear protective gear (gloves, masks) when caring for someone with suspected or confirmed mpox.
- Avoid contact with animals that may harbor the virus, such as rodents and primates, especially in areas where mpox is known to occur.
- Ensure meat is thoroughly cooked before consumption.

## Actions for Healthcare Providers

- Be vigilant for patients presenting with fever, rash, and other mpox symptoms, especially if they have a history of travel to affected areas or contact with suspected cases.
- Promptly isolate suspected cases to prevent transmission within healthcare settings.
- Notify the relevant public health authorities immediately upon identifying a suspected case.
- Educate patients on the importance of reporting symptoms early and adhering to isolation guidelines if diagnosed with mpox.

NCDC Toll-free Number: 6232 | SMS: 08099555577 | WhatsApp: 07087110839

[www.ncdc.gov.ng](http://www.ncdc.gov.ng) X: [@NCDCgov](https://twitter.com/NCDCgov) Facebook: [NCDCgov](https://www.facebook.com/NCDCgov)