


# COVID-19 SITUATION REPORT

## SITUATION REPORT 79

Sunday, 17<sup>th</sup> May 2020



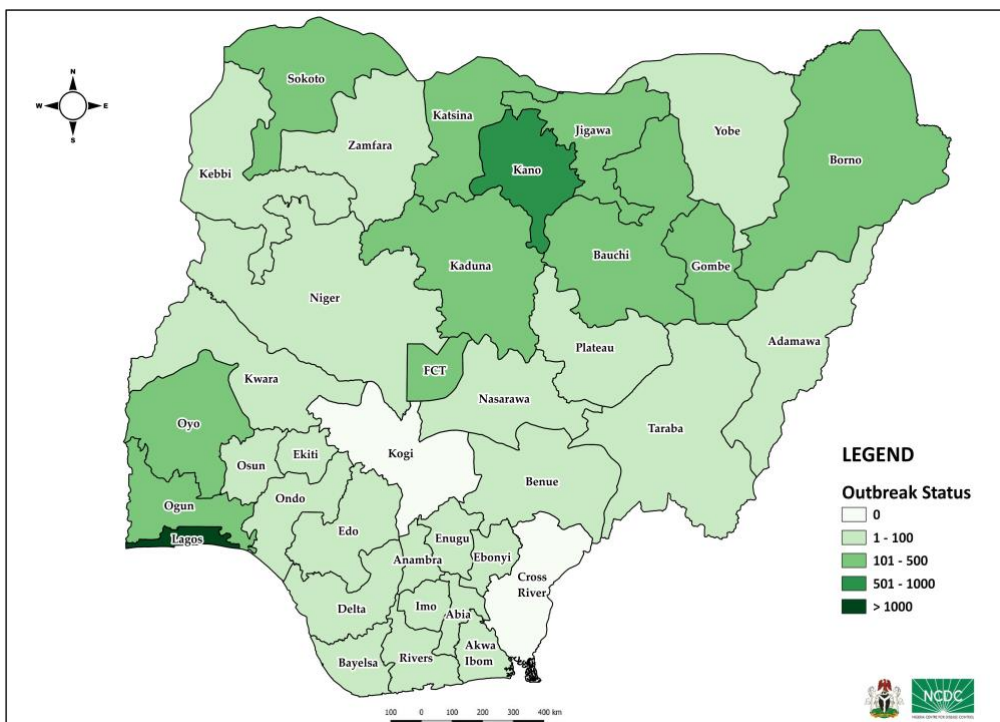
DATA AS REPORTED AND ACCURATE BY NCDC by Midnight 17<sup>th</sup> May 2020

### HIGHLIGHTS

- Three hundred and thirty-eight (**338**) confirmed cases were reported in the last 24 hours in **18** states – Lagos (177), Kano (64), FCT (21), Rivers (16), Plateau (14), Oyo (11), Katsina (9), Jigawa (4), Kaduna (4), Abia (3), Bauchi (3), Borno (3), Akwa Ibom (2), Delta (2), Gombe (2), Kebbi (1), Ondo (1) and Sokoto (1).
- No new state recorded a confirmed COVID-19 case in the last 24 hours. The total number of states including FCT that have reported at least one confirmed case in Nigeria is still **35** (34 states + FCT).
- One hundred and twenty-two (**122**) cases were discharged in the last 24 hours in ten (**10**) states – Oyo (35), Borno (19), Kano (18), Lagos (15), Abia (13), Katsina (9), Ondo (6), Kwara (3), Osun (3) and Nasarawa (1)
- Six (**6**) deaths were recorded in the last 24 hours in five (**5**) states – Oyo (2), Borno (1), Delta (1), Kano (1) and Plateau (1)

### STATE OF THE NATION

Figure 1: Map of Nigeria showing 34 states and FCT affected by COVID-19



### SITUATION UPDATES

Total (New in the last 24 hours)

SAMPLES TESTED

**35345 (1375)**

CONFIRMED CASES

**5959 (338)**

AFFECTED STATES INCLUDING FCT

**35 (0)**

DISCHARGED CASES

**1594 (122)**

CONFIRMED FATALITIES

**182 (6) – 3% CFR**

DEMOGRAPHICS

MALE – 4090 (**69%**)

FEMALE – 1869 (**31%**)

MOST AFFECTED AGE GROUP

31 - 40 (**24%**)

TOTAL NUMBER OF PEOPLE OF INTEREST

**9560 (Total)**

**9,421 (98.5% - Exceeded Follow Up)**

PROVENANCE

TRAVEL HISTORY – **210 (3%)**

CONTACTS – **1422 (24%)**

NO EPIDEMIOLOGIC LINK – **3614 (61%)**

INCOMPLETE – **713 (12%)**

GLOBAL UPDATES

TOTAL NUMBER OF CASES  
**4, 525, 497 (307, 395 deaths)**

COUNTRIES & TERRITORIES

AFFECTED\*

**213**

\*Excluding the 2 International Conveyances

## GENERAL FACT SHEET – DATA AS AT MAY 17<sup>th</sup> 2020

Table 1: States with reported laboratory-confirmed COVID-19 cases, recoveries, deaths and days since last reported case

STATES	CONFIRMED CASES		DISCHARGED CASES		DEATHS		TOTAL ACTIVE CASES	DAYS SINCE LAST REPORTED CASE
	CUMULATIVE	NEW	CUMULATIVE	NEW	CUMULATIVE	NEW		
Lagos	2550	177	556	15	36	0	1958	0
Kano	825	64	111	18	36	1	678	0
FCT	418	21	108	0	7	0	303	0
Katsina	248	9	29	0	12	0	207	0
Bauchi	215	3	69	0	3	0	143	0
Borno	215	3	81	35	23	1	111	0
Jigawa	201	4	68	9	3	0	130	0
Ogun	145	0	67	0	5	0	73	2
Kaduna	142	4	55	0	3	0	84	0
Gombe	126	2	90	0	2	0	34	0
Oyo	118	11	47	19	4	2	67	0
Sokoto	113	1	66	13	13	0	34	0
Edo	95	0	35	0	5	0	55	1
Zamfara	74	0	34	0	5	0	35	1
Kwara	58	0	12	0	1	0	45	2
Rivers	51	16	21	0	3	0	27	0
Osun	42	0	31	0	4	0	7	4
Plateau	35	14	10	6	1	1	24	0
Kebbi	32	1	17	0	4	0	11	0
Yobe	32	0	3	0	1	0	28	3
Nasarawa	31	0	5	0	1	0	25	1
Delta	27	2	12	3	5	1	10	0
Niger	22	0	5	3	1	0	16	1
Adamawa	21	0	11	0	0	0	10	6
Ondo	20	1	13	1	1	0	6	0
Ekiti	19	0	13	0	1	0	5	2
Akwa Ibom	18	2	12	0	2	0	4	0
Taraba	17	0	1	0	0	0	16	7
Enugu	12	0	2	0	0	0	10	4
Ebonyi	9	0	1	0	0	0	8	4
Imo	7	0	2	0	0	0	5	3
Bayelsa	6	0	5	0	0	0	1	7
Abia	5	3	1	0	0	0	4	0
Anambra	5	0	1	0	0	0	4	1
Benue	5	0	0	0	0	0	5	1
<b>TOTAL</b>	<b>5959</b>	<b>338</b>	<b>1594</b>	<b>122</b>	<b>182</b>	<b>6</b>	<b>4183</b>	

States including FCT are arranged in descending order by number of total confirmed cases

## TESTING BREAKDOWN BY STATES (AS AT 17 MAY 2020)

STATES	TOTAL CONFIRMED CASES	TESTS DONE TO DATE
Lagos	2550	14886
FCT	418	4688
Kano	825	2653
Ogun	145	1607
Oyo	118	1420
Gombe	126	959
Edo	95	822
Kwara	58	770
Kaduna	142	755
Katsina	248	663
Borno	215	615
Sokoto	113	595
Bauchi	215	577
Osun	42	522
Ondo	20	385
Delta	27	357
Rivers	51	348
Kebbi	32	336
Nasarawa	31	324
Zamfara	74	253
Ekiti	19	226
Imo	7	184
Ebonyi	9	176
Plateau	35	171
Enugu	12	145
Jigawa	201	132
Abia	5	119
Akwa Ibom	18	108
Adamawa	21	107
Niger	22	104
Anambra	5	101
Taraba	17	76
Bayelsa	6	70
Benue	5	59
Yobe	32	24
<b>TOTAL</b>	<b>5959</b>	<b>35345</b>

## SELECTED CHARTS

Figure 2: Daily Epidemic Curve of Confirmed Cases (WK9 – WK20)

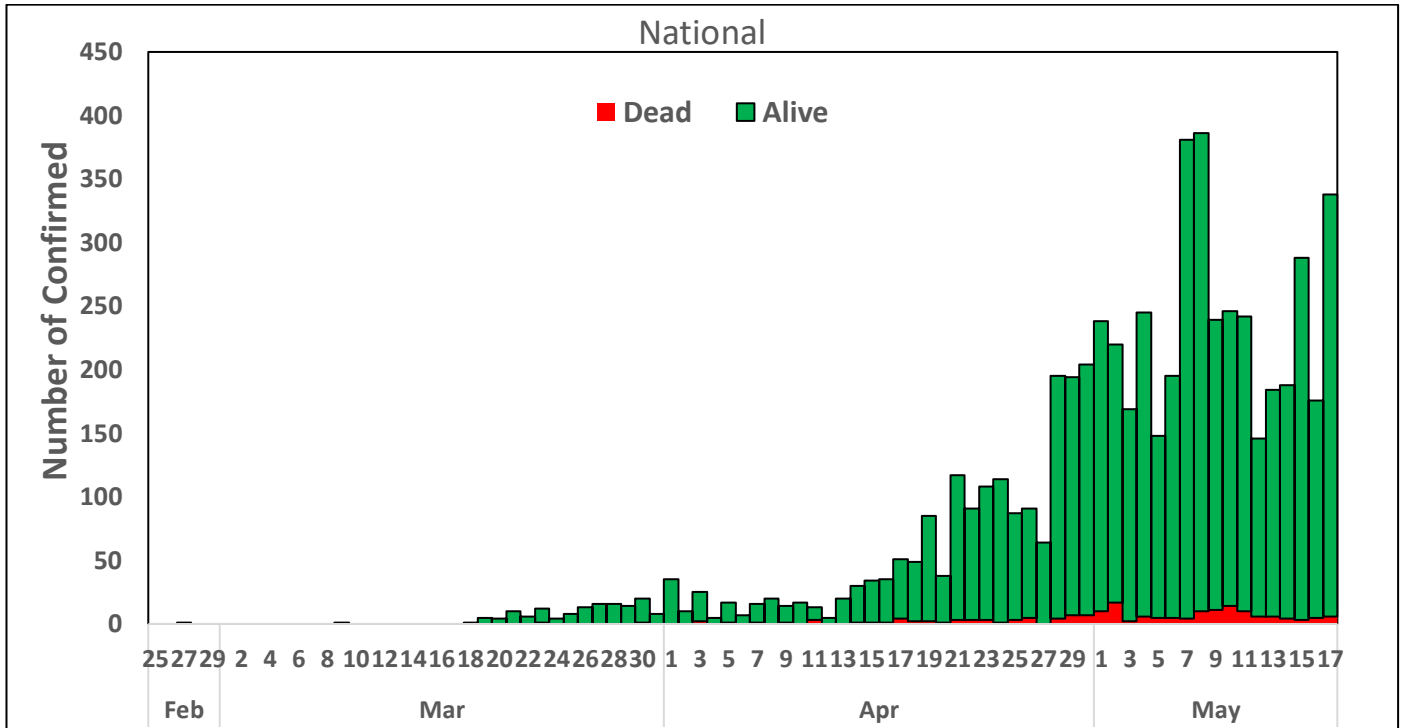
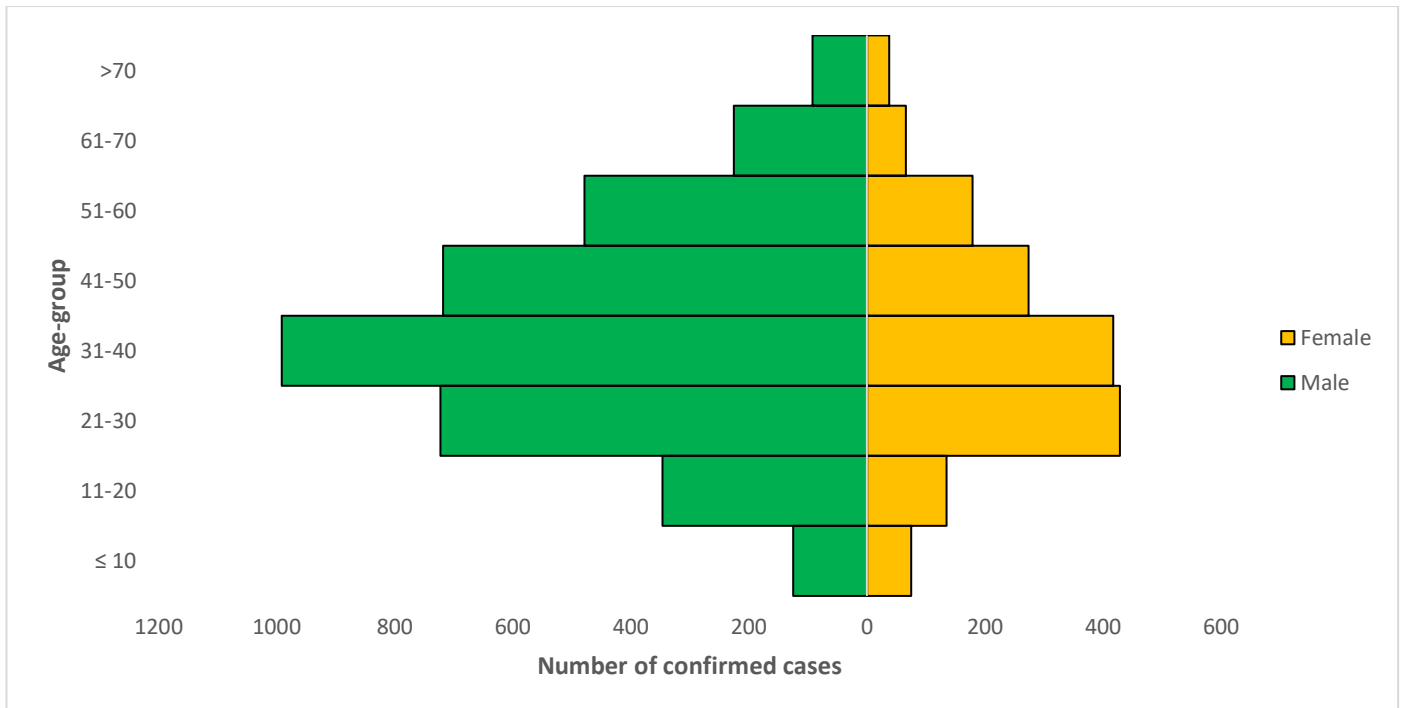


Figure 3: Age-Sex Distribution of Confirmed Cases (WK9 – WK20)



## PREPAREDNESS

Since the confirmation of the first case on 27<sup>th</sup> February 2020, the NCDC has released advisories and statements to help Nigerians and affected groups in particular respond to the pandemic

- Guidelines for [businesses and employers](#) have been updated
- NCDC has updated its [case definition](#) and [community case definition](#).
- Ahead of the Ramadan fasting period, an [Advisory for Ramadan](#) has been issued.
- NCDC releases periodic [public health advisories](#) to Nigerians on the COVID-19 disease.
- To adhere to post-lockdown measures, NCDC has released an [advisory on the use of face masks](#), as well as information on the [Use of Cloth face masks](#) and [how to make your cloth face masks](#).
- NCDC has released guidelines for the [management of pregnant women and nursing mothers](#) during the pandemic.
- To address burials of loved ones who die from COVID-19, guidelines have been issued to advise on the [management of dead bodies](#).
- NCDC has released a [Self-Isolation and Quarantine Guide](#) to help those who are exposed to COVID-19 confirmed cases or returnees to Nigeria.
- For health centres managing cases, the following documents have been released- a guideline for the [Rational Use of Personal Protective Equipment in the care of COVID-19 cases](#).
- As part of plans to increase the testing capacity of the country, the NCDC published a [National Strategy to Scale Up Access to Coronavirus Disease Testing in Nigeria](#) document.
- The Presidential Task Force has published policies and announcements on COVID-19 [available on the website of the Presidency](#) – including presidential addresses, task force updates and information on livelihood and economic support.

## RESPONSE

On 28<sup>th</sup> February 2020, a multi-sectoral Emergency Operations Centre (EOC) was activated at Level 3 – the highest emergency level in Nigeria – led by NCDC in close coordination with the State Public Health EOCs (PHEOC).

- **Total number of activated labs now 26**
- **Assessment of Federal Medical Centre, Yenagoa Isolation Centre and supervisory visit to Mercyland Isolation Centre Osogbo**
- **Provision of hand wash stations, water and other WASH facilities in Local Government Areas (LGAs) and the Hajj Camp, Borno in collaboration with partners**
- Develop sub-national risk-based decision-making matrix for risk level assessments at states and LGAs
- Trained First Aid workers for all religious groups in Gombe state
- Support provided for screening of Almajirai coming into Jigawa state
- Completed optimisation of Acunalysis lab in Anambra
- Collaborated with development partners to engage influential religious leaders in Akwa Ibom, Bauchi, Ebonyi, Kebbi, Nasarawa, Plateau, Sokoto and Zamfara states
- Conducted high level technical meeting on the outputs of the National COVID-19 Response Mid-Action Review
- All education materials can be found via [www.covid19.ncdc.gov.ng](http://www.covid19.ncdc.gov.ng)