



Lassa fever Situation Report

Epi Week 2: 11 – 17 January 2021

Key Points

Table 1: Summary of current week (2), cumulative from Epi week 01–02, 2021 and comparison with previous year (2020)

Reporting Period	Suspected cases	Confirmed cases	Probable cases	Deaths (Confirmed cases)	Case Fatality Ratio (CFR)	States and LGAs affected (Confirmed cases)
Current week (week 2)	117	14	0	2	14.3%	State(s): 3 LGA(s): 8
2021 Cumulative (week 1-2)	226	23	0	4	17.4%	State(s): 5 LGA(s): 12
2020 Cumulative (week 1-2)	255	82	0	14	17.1%	State(s): 8 LGA(s): 13

Highlights

- In week 2, the number of new confirmed cases increased from 9 in week 1, 2021 to 14 cases. These were reported from 3 States (Edo, Taraba and Ebonyi) (Table 3)
- Cumulatively from week 1 to week 2, 2021, 4 deaths have been reported with a case fatality rate (CFR) of 17.4% which is higher than the CFR for the same period in 2020 (17.1%)
- In total for 2021, 5 States have recorded at least one confirmed case across 12 Local Government Areas (Figure 2 and 3)
- Of all confirmed cases, 83% are from Edo (61%), Ondo (13%) and Ebonyi (9%) States.
- The predominant age-group affected is 21-30 years (Range: <1 to 70 years, Median Age: 30 years). The male to female ratio for confirmed cases is 1:0.8 (Figure 4)
- The number of suspected cases has decreased compared to that reported for the same period in 2020
- No new Healthcare worker was affected in the reporting week 2
- National Lassa fever multi-partner, multi-sectoral Technical Working Group (TWG) continues to coordinate the response activities at all levels

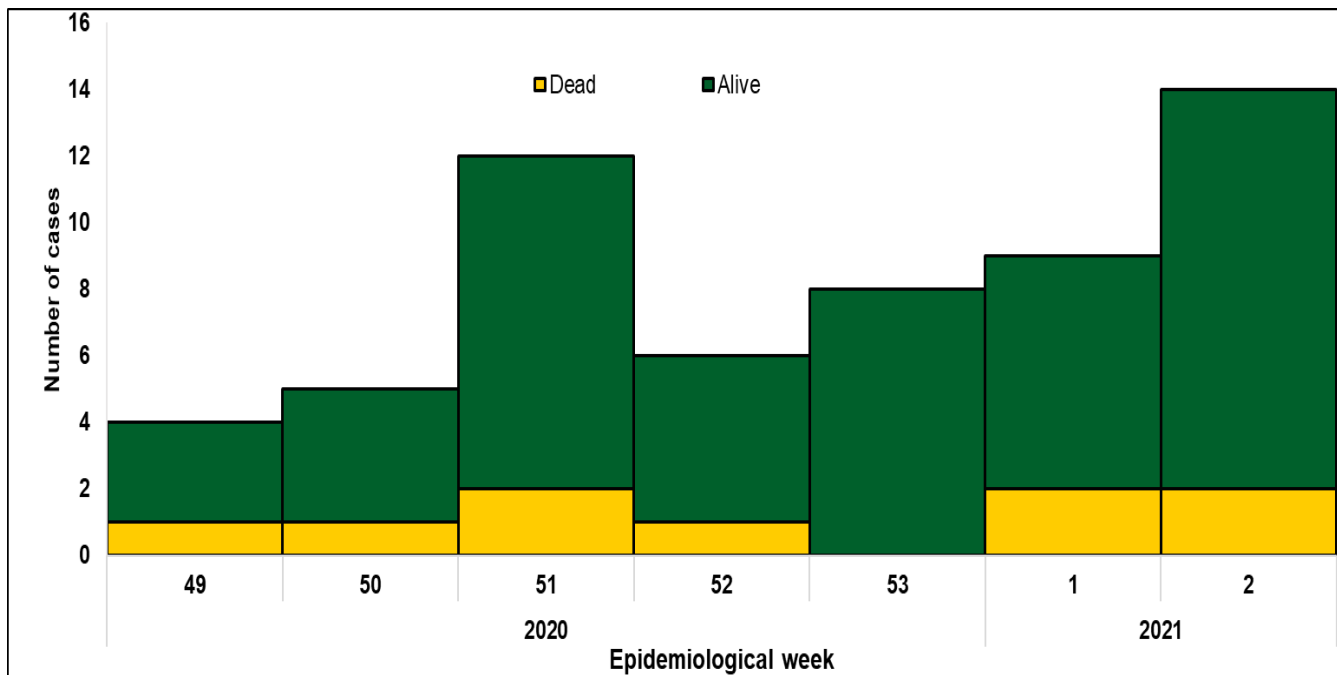


Figure 1. Epidemic curve of confirmed Lassa fever cases epidemiological week 02, 2021

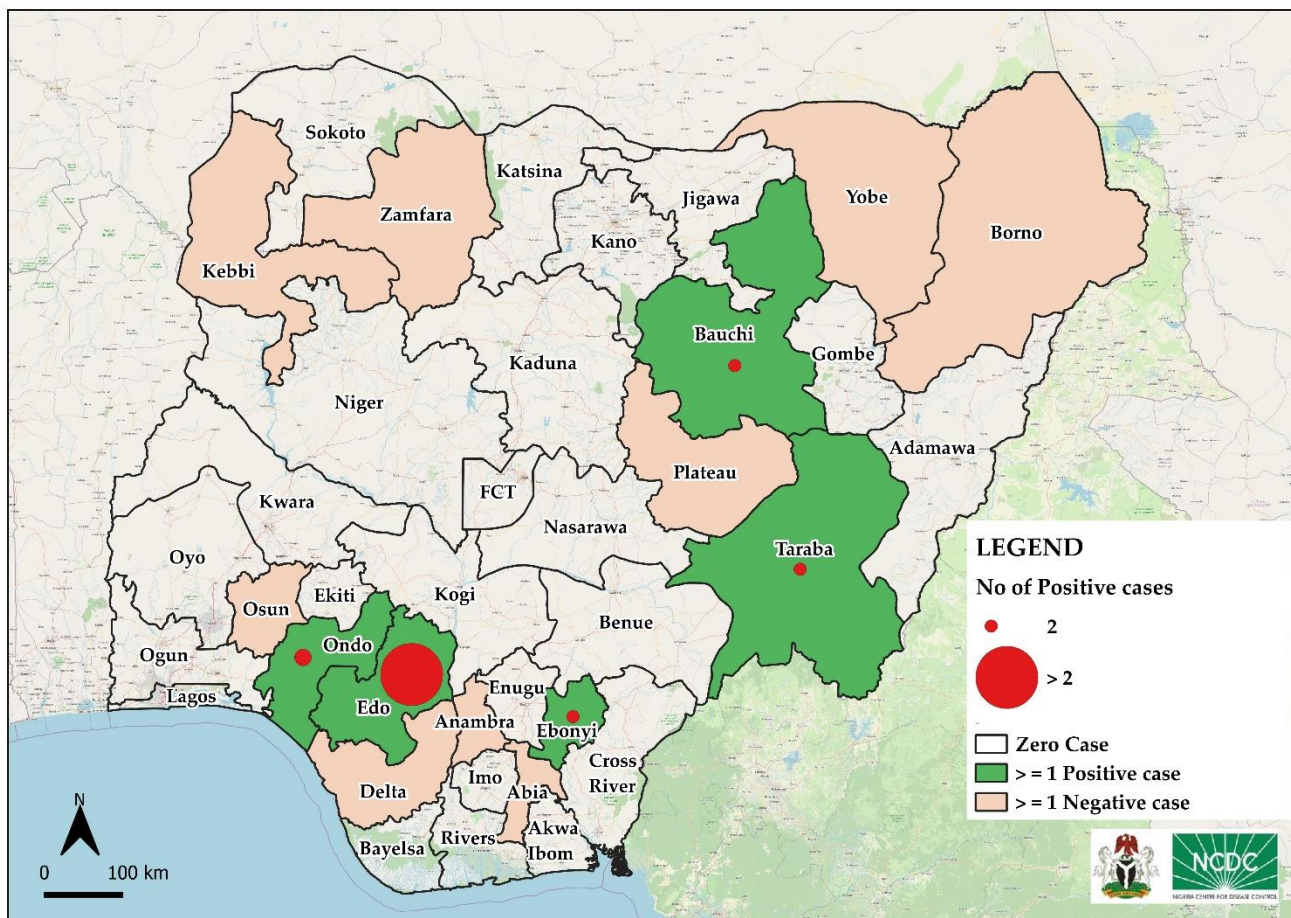


Figure 2. Confirmed Lassa fever cases by States in Nigeria, week 02, 2021

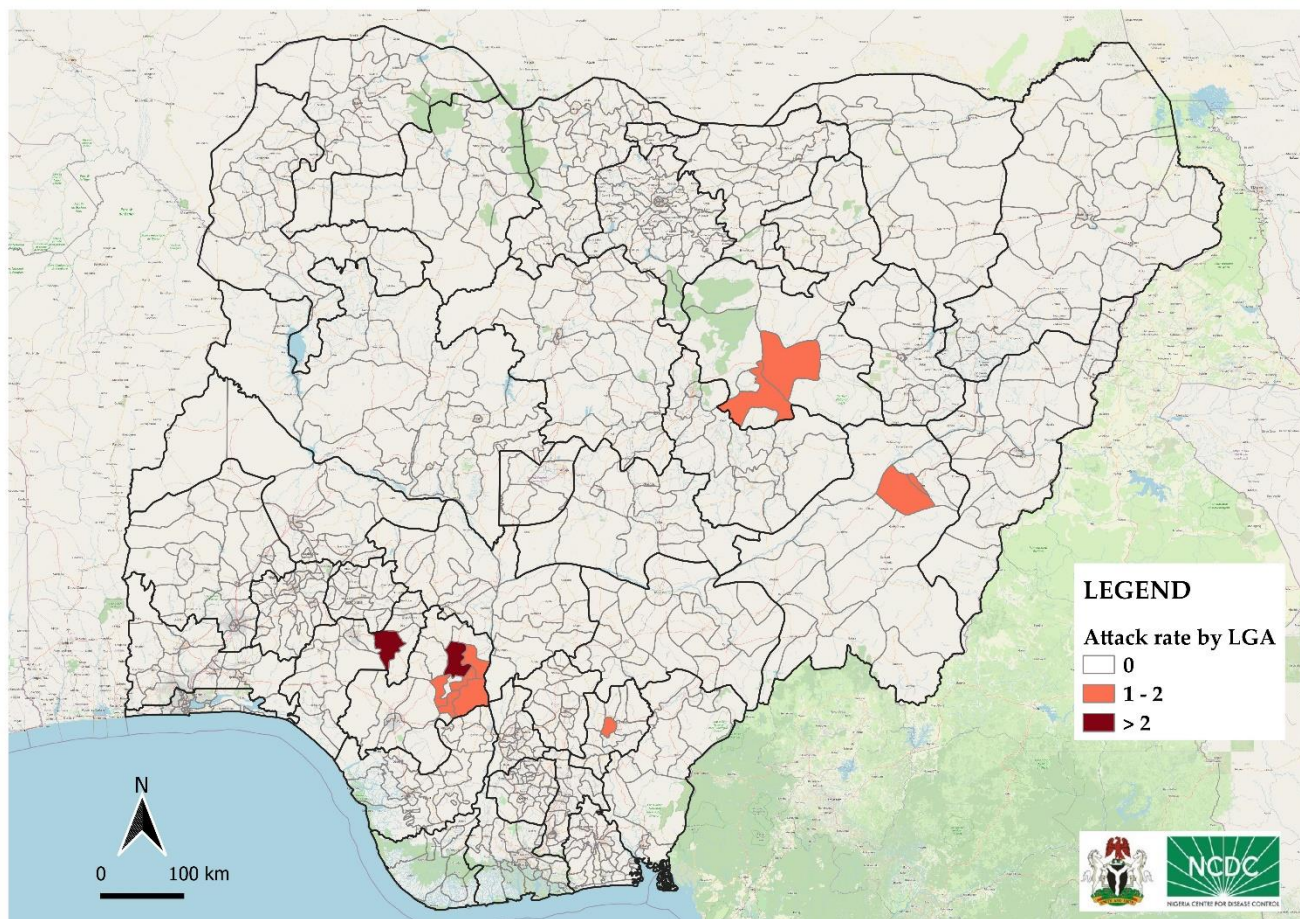


Figure 3. Confirmed Lassa fever rate per 100,000 population for LGAs in Nigeria, week 02, 2021

Table 2: Key indicators for current week 2021 and trend compared to previous week, Nigeria

Indicator	Number for current week	Trend from previous week	Cumulative number for 2020
Probable cases	0	↔	0
Health Care Worker affected	0	↔	0
Cases undergoing treatment in Treatment centres	14	↑	23
Contact tracing			
Cumulative contact listed	284	↑	284
Contacts under follow up	284	↑	284
Contacts completed follow up	0	↔	0
Symptomatic contacts	0	↔	0
Positive contacts	0	↔	0
Contacts lost to follow up	0	↔	0

Key
 ↑ Increase
 ↓ Decrease
 ↔ No difference

Table 3. Weekly and Cumulative number of suspected and confirmed cases for 2021

States	Current week: (Week 2)					Cumulative (Week 2)					
	Cases				Deaths (Confirmed Cases)	Cases				Deaths (Confirmed Cases)	
	Suspected	Confirmed	Trend	Probable HCW		Suspected	Confirmed	Probable HCW			
1 Abia						2					
2 Adamawa											
3 Akwa Ibom											
4 Anambra	1					1					
5 Bauchi			▼			7	2			2	
6 Bayelsa											
7 Benue											
8 Borno	3					3					
9 Cross River											
10 Delta	1					1					
11 Ebonyi	7	1				12	2				
12 Edo	88	11	▲		1	162	14			1	
13 Ekiti											
14 Enugu											
15 FCT											
16 Gombe											
17 Imo											
18 Jigawa											
19 Kaduna											
20 Kano											
21 Katsina											
22 Kebbi	1					1					
23 Kogi											
24 Kwara											
25 Lagos											
26 Nasarawa											
27 Niger											
28 Ogun											
29 Ondo	12		▼			30	3				
30 Osun						1					
31 Oyo											
32 Plateau						2					
33 Rivers											
34 Sokoto											
35 Taraba	4	2	▲		1	4	2			1	
36 Yobe											
37 Zamfara											
Total	117	14	▲	0	0	2	226	23	0	0	4

Key	
▼	Decrease
▲	Increase



Figure 4. Age and sex pyramid showing number of confirmed Lassa fever cases for 2021

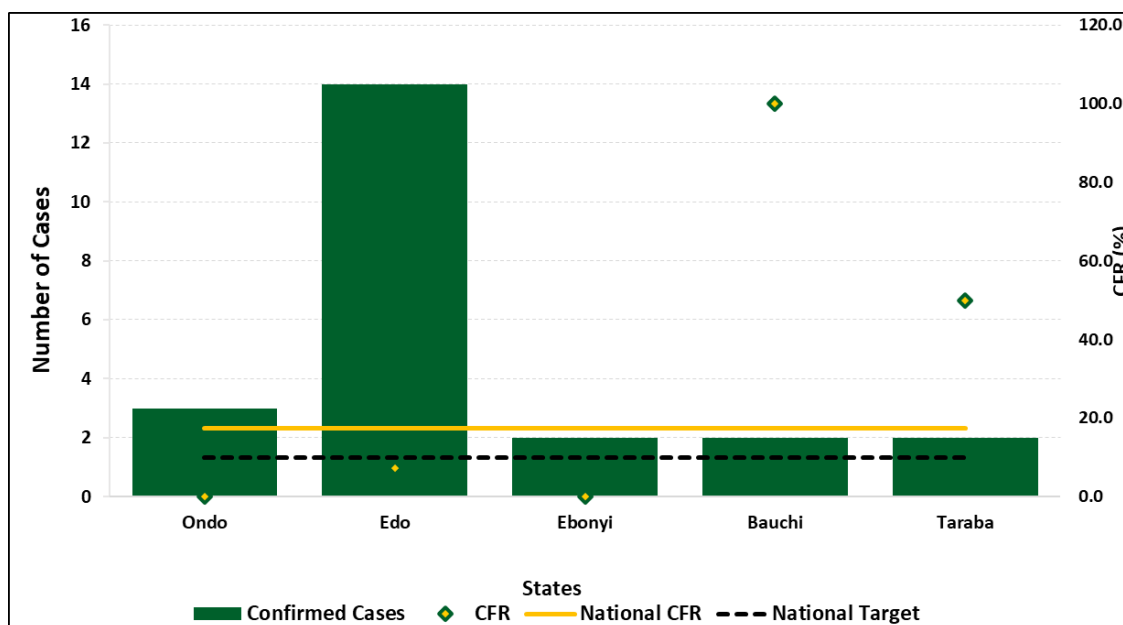


Figure 5: Number of confirmed cases with case fatality rate (CFR) by state week 02, 2021

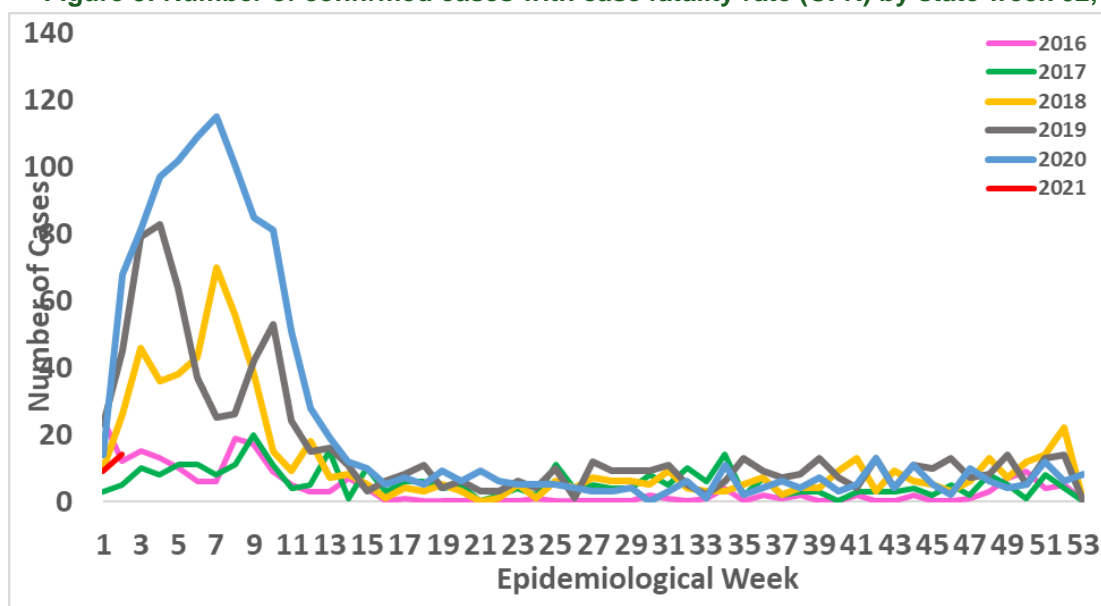


Figure 6: Trend of confirmed cases by epidemiological week, 2016– 2021, Nigeria

Response activities

- The National Emergency Operations Centre alert mode activated 2020 for effective multi-sectoral, multi-disciplinary coordination of Lassa fever response
- Surge staff (Doctors, Nurses, Laboratorians and Hygienist) deployed to ISTH and FMC Owo
- State Public Health Emergency Operations Centre activated in affected States
- The five Lassa fever molecular laboratories in the NCDC network are working full capacity to ensure that all samples are tested and results provided within the shortest turnaround time
- NCDC is working to support every state in Nigeria to identify one treatment centre, while supporting existing ones with care, treatment and IPC commodities
- Risk communications and community engagement activities have been scaled up across states using television, radio, print, social media and other strategies
- Implementation of Lassa fever Environmental response campaign in high burden states by Federal Ministry of Environment

Notes on this report

Data Source

Information for this disease was case based data retrieved from the National Lassa fever Emergency Operations Centre.

Case definitions

- **Suspected case:** any individual presenting with one or more of the following: malaise, fever, headache, sore throat, cough, nausea, vomiting, diarrhoea, myalgia, chest pain, hearing loss and either a. History of contact with excreta or urine of rodents b. History of contact with a probable or confirmed Lassa fever case within a period of 21 days of onset of symptoms OR Any person with inexplicable bleeding/hemorrhagia.
- **Confirmed case:** any suspected case with laboratory confirmation (positive IgM antibody, PCR or virus isolation)
- **Probable case:** any suspected case (see definition above) who died or absconded without collection of specimen for laboratory testing
- **Contact:** Anyone who has been exposed to an infected person, or to an infected person's secretions, excretions, or tissues within three weeks of last contact with a confirmed or probable case of Lassa fever

Calculations

- Case Fatality Rate (CFR) for this disease is reported for confirmed cases only

Disclaimer – The information contained in this document is confidential, privileged and only for the intended recipient and may not be used, published or redistributed to the public. A redacted version is available on <http://ncdc.gov.ng/diseases/sitreps>

