



Nigeria Centre for Disease Control and Prevention

Protecting the health of Nigerians

Weekly Epidemiological Report

Week 1: 1st – 7th January 2024

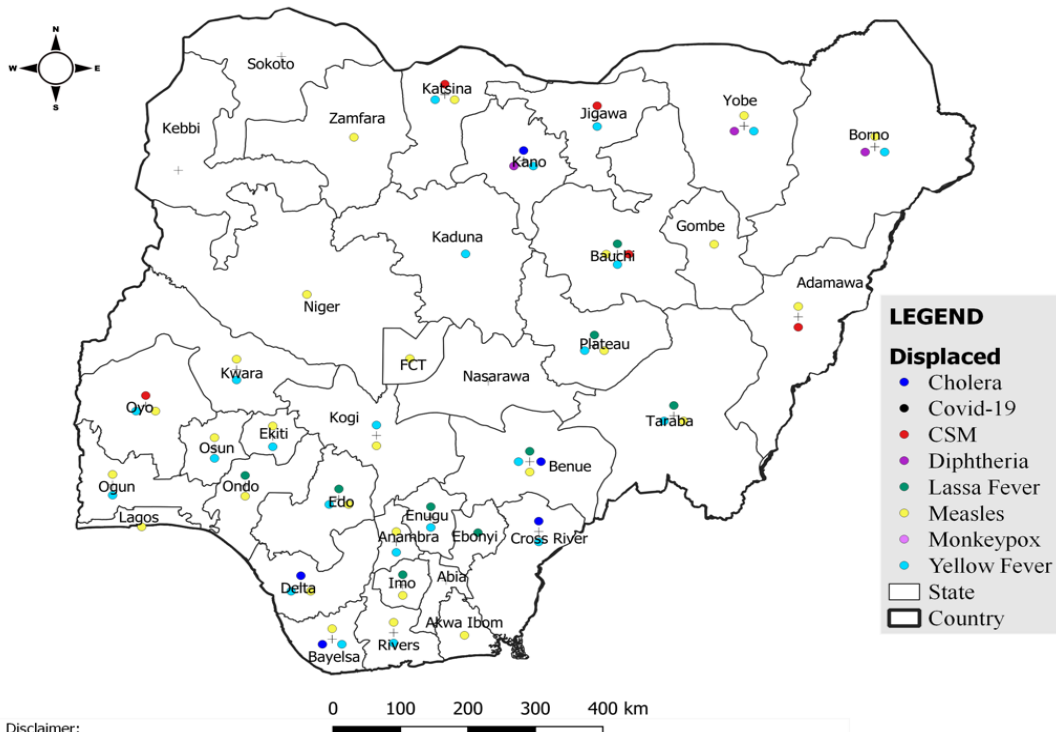
Summary of Incidents

Ongoing incidents

2

Ongoing incidents are defined as confirmed cases where a national EOC or equivalent has been activated (Lassa Fever and Diphtheria)

Other incidents are those with confirmed cases for which EOC is not activated.



Data Source: SITAware

Summary

Week 1: 1st – 7th January 2024

Lassa Fever ^{1,2}	Cerebrospinal Meningitis (CSM) ^{1,4}	Yellow Fever ^{1,4}
190 Suspected case(s)	59 Suspected case(s)	52 Suspected case(s)
53 Confirmed case(s)	2 Confirmed case(s)	0 Confirmed case(s)
6 Death(s)	6 Death(s)	0 Death(s)
Cholera ^{1,4}	Measles ^{1,4}	Mpox ^{1,4}
91 Suspected case(s)	725 Suspected case(s)	3 Suspected case(s)
0 Confirmed case(s)	60 Confirmed case(s)	0 Confirmed case(s)
1 Death(s)	8 Death(s)	0 Death(s)
Acute Flaccid Paralysis (AFP) ^{1,4}	National Sentinel influenza surveillance ⁵	Coronavirus Disease ^{1,}
143 Suspected case(s)	0 Suspected case(s)	12 Suspected case(s)
0 Confirmed case(s)	0 Confirmed case(s)	12 Confirmed case(s)
		0 Death(s)
Diphtheria ^{1,4}		
581 Suspected case(s)		
300 Confirmed case(s)		
5 Death(s)		

- Information for this disease was retrieved from the Technical Working Group and Situation Reports
- Case Fatality Rate (CFR) for this disease is reported for confirmed cases only.
- CFR for this disease is reported for total cases i.e. suspected + confirmed.
- Information for sentinel influenza was retrieved from the laboratory.

Lassa Fever

Week 1

Suspected cases	Confirmed cases	Deaths	Number of States and LGAs affected
190	53	6	State: 13 + FCT LGA: 27

Year to date (week 1)

Suspected cases		Confirmed cases		Deaths		CFR	
2023	2024	2023	2024	2023	2024	2023	2024
143	190	29	53	8	6	27.6%	11.3%

Figure 1: Number of suspected and confirmed cases of Lassa Fever, Nigeria, Weeks 1, 2024

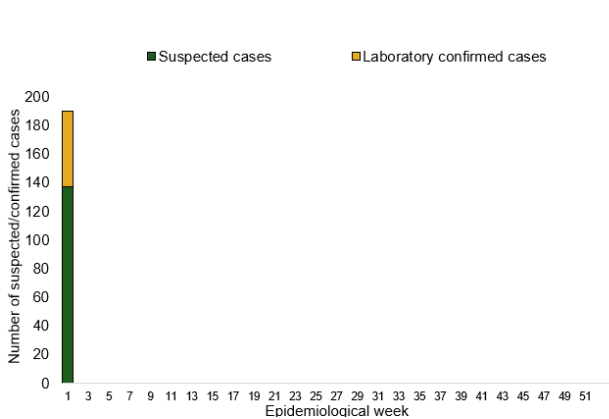
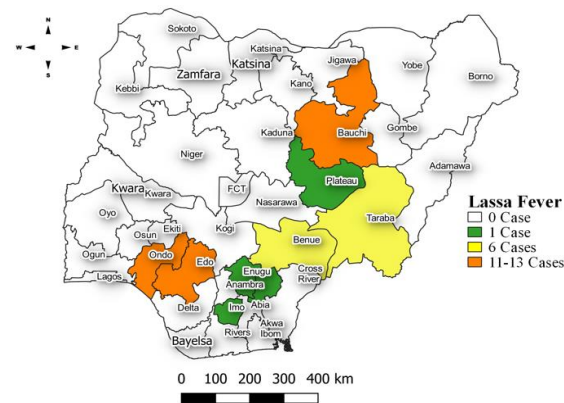


Figure 2: Location of confirmed cases of Lassa Fever by State, Nigeria, week 1, 2024



Key points

- There were 190 suspected cases of Lassa Fever reported from 27 LGAs in 13 states and FCT. There were 53 laboratory confirmed cases reported from nine states and six deaths were recorded.

Actions

To date:

- National Lassa fever multi-partner, multi-sectoral Technical Working Group (TWG) continues to coordinate the response activities at all levels.
- Activation of the Lassa Fever EOC
- Held the 1st Lassa Fever webinar for 2024 focused on “Empowering Communities to Combat Lassa Fever” in conjunction with the Risk Communication and Community Engagement Pillar
- Piloting of Epidemic Ready Primary Health Care (ERPHC) program in two states
- Share the finalized 2024 IAP
- Conduct a press briefing for Lassa fever

Cerebrospinal Meningitis (CSM)

Week 1

Suspected cases	Confirmed cases	Deaths	Number of States and LGAs affected
59	2	3	State: 10 LGA: 24

Year to date (week 1)

Suspected cases		Confirmed cases		Deaths		CFR	
2023	2024	2023	2024	2023	2024	2023	2024
24	59	4	2	0	3	0%	5.1%

Figure 3: Number of suspected and confirmed cases of CSM, Nigeria, weeks 1, 2024

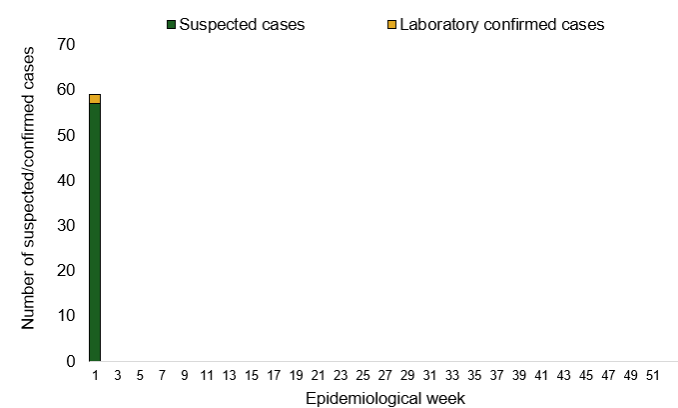
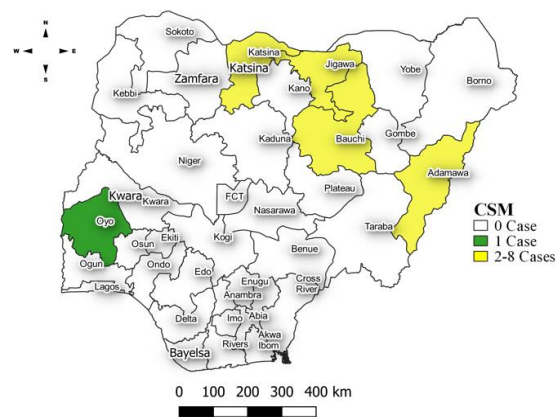


Figure 4: Location of suspected cases of CSM by State, Nigeria, week 1, 2024



Key points

- There were 59 suspected cases of Cerebrospinal meningitis (CSM) reported from 24 LGAs in 10 states. There were two laboratory confirmed cases and three deaths were reported.

Actions

To date:

- National CSM TWG meets weekly to review reports from states and plan appropriately.
- Enhanced surveillance (active case search and contact tracing) in affected states and LGAs,

Yellow Fever

Week 1

Suspected cases	Confirmed cases	Deaths	Number of States and LGAs affected
52	0	0	State: 21 LGA: 44

Year to date (week 1)

Suspected cases		Confirmed cases		Deaths		CFR	
2023	2024	2023	2024	2023	2024	2023	2024
74	52	0	0	0	0	0%	0%

Figure 5: Number of suspected and confirmed cases of Yellow Fever, Nigeria, weeks 1, 2024

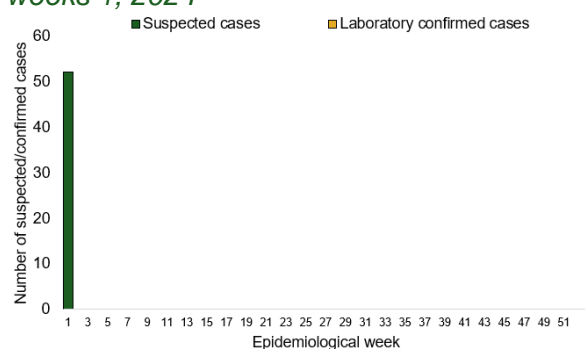
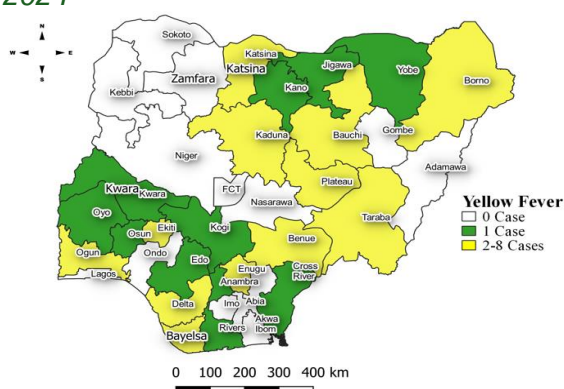


Figure 6: Location of suspected cases of Yellow Fever by States, Nigeria, week 1, 2024



Key points

- There were 52 suspected cases of Yellow Fever (YF) reported from 44 LGAs in 21 states. There was no laboratory confirmed case and no death was recorded.

Actions

To date:

- National YF multi-partner Technical Working Group (TWG) continues to coordinate activities across states.
- Daily monitoring and analysis of surveillance data across the country to guide response activities.
- Coordination of yellow fever sample management and transportation from all states to the regional reference laboratories
- Operationalization of Yellow fever Reference Laboratory at University of Maiduguri Teaching Hospital (UMTH) Maiduguri, Borno State

Cholera

Week 1

Suspected cases	Confirmed cases	Deaths	Number of States and LGAs affected
91	0	1	State: 7 LGA: 16

Year to date (week 1)

Suspected cases		Confirmed cases		Deaths		CFR	
2023	2024	2023	2024	2023	2024	2023	2024
70	91	1	0	1	1	1.4%	1.1%

Figure 7: Number of suspected and confirmed cases of Cholera, Nigeria, weeks 1, 2024

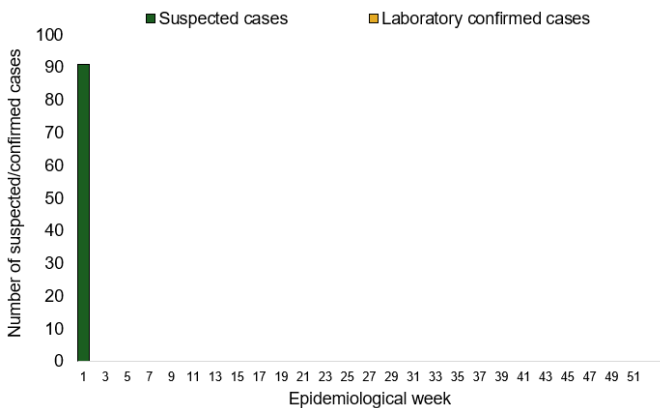
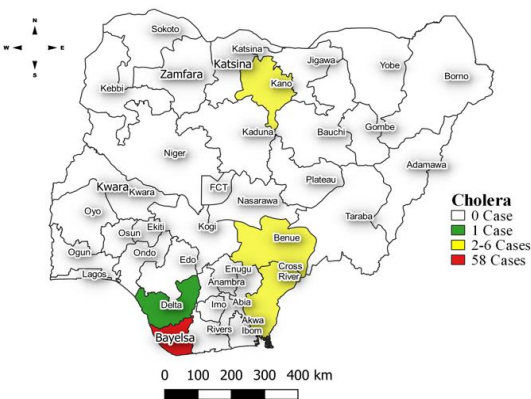


Figure 8: Location of suspected cases of Cholera by State, Nigeria, week 1, 2024



Key points

- There were 91 suspected cases of Cholera reported from.....LGAs in seven states. There was no laboratory confirmed case and one death was recorded.

Actions

To date

- National Cholera Multi-Sectoral Technical Working Group (TWG) is monitoring all states and supporting affected states.
- Ongoing surveillance in all states through the routine Integrated Disease Surveillance and Response (IDSR) and Event Based Surveillance (EBS).
- Cholera surveillance evaluation across states.
- Continue advocacy to State Governments to increase funding in WASH infrastructure.
- Continue review of the National Cholera Plan.

Measles

Week 1

Suspected cases	Confirmed cases	Deaths	Number of States and LGAs affected
725	60	8	State: 32 LGA: 127

Year to date (week 1)

Suspected cases		Confirmed cases		Deaths		CFR	
2023	2024	2023	2024	2023	2024	2023	2024
601	725	69	60	0	8	0%	1.1%

Figure 9: Number of suspected and confirmed cases of Measles, Nigeria, weeks 1, 2024.

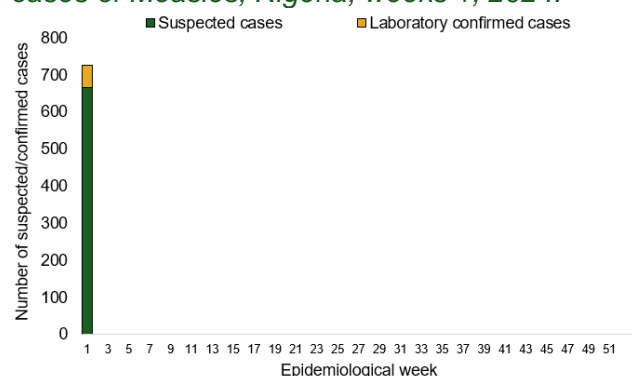
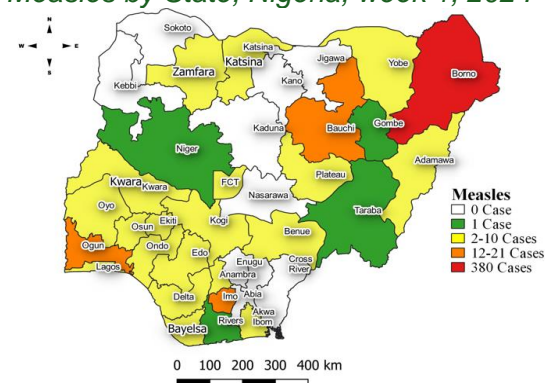


Figure 10: Location of suspected cases of Measles by State, Nigeria, week 1, 2024



Key points

- There were 725 suspected cases of Measles reported from 127 LGAs in 32 states. There were 60 laboratory confirmed cases and eight deaths were recorded.

Actions

To date

- National Measles TWG is closely monitoring measles surveillance data and providing feedback to relevant agencies and development partners.
- Ongoing weekly surveillance and laboratory data harmonisation.
- Continue monthly measles surveillance data review.

Mpox

Week 1

Suspected cases	Confirmed cases	Deaths	Number of States and LGAs affected
3	0	0	State:2 LGA: 2

Year to date (week 1)

Suspected cases		Confirmed cases		Deaths		CFR	
2023	2024	2023	2024	2023	2024	2023	2024
21	3	3	0	0	0	.%	.%

Figure 11: Number of suspected and confirmed cases of Mpox, Nigeria, weeks 1, 2024.

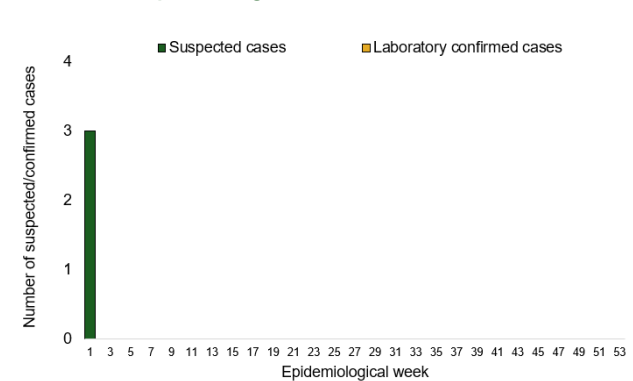
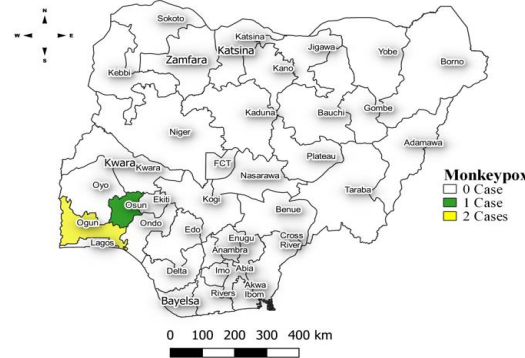


Figure 12: Location of suspected cases of Mpox by State, Nigeria, week 1, 2024



Key points

- There were three suspected cases of Mpox reported from two LGAs in two states. There was no laboratory confirmed case and no death was recorded.

Actions

To date

- National Mpox Technical Working Group (TWG) is monitoring activities in all states.
- Providing offsite subnational support to reporting States.
- Follow-up implementation of the approved Incident Action plan activities in collaboration with other pillars
- Continue to support effective sample management and transportation to the NRL from health facilities across the country.

Acute Flaccid Paralysis (AFP)

Week 1

Suspected cases	Confirmed cases	Deaths	Number of States and LGAs affected
143	0	0	State: 30 + FCT LGA: 109

Year to date (week 1)

Suspected cases		Confirmed cases		Deaths		CFR	
2023	2024	2023	2024	2023	2024	2023	2024
182	143	0	0	0	0	0%	0%

Figure 13: Number of suspected and confirmed cases of AFP, Nigeria, weeks 1, 2024

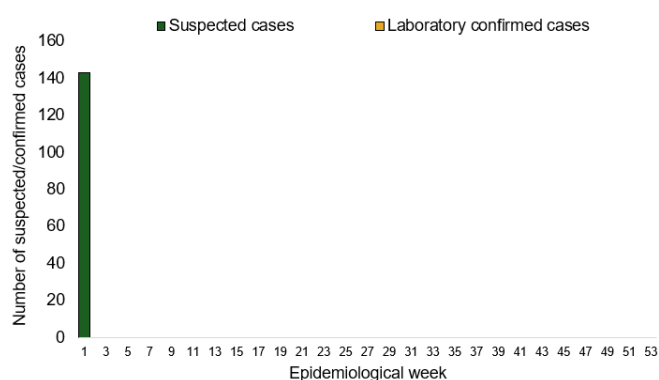
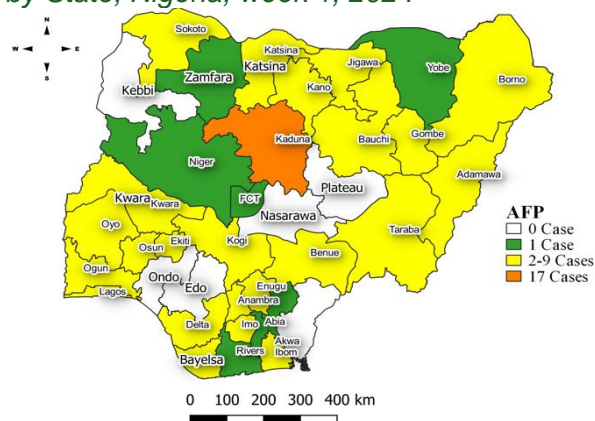


Figure 14: Location of suspected cases of AFP by State, Nigeria, week 1, 2024



Key points

- There were 143 suspected cases of AFP reported from 120 LGAs in 34 states and FCT. There was no laboratory confirmed case and no death was recorded.

National Influenza Sentinel Surveillance

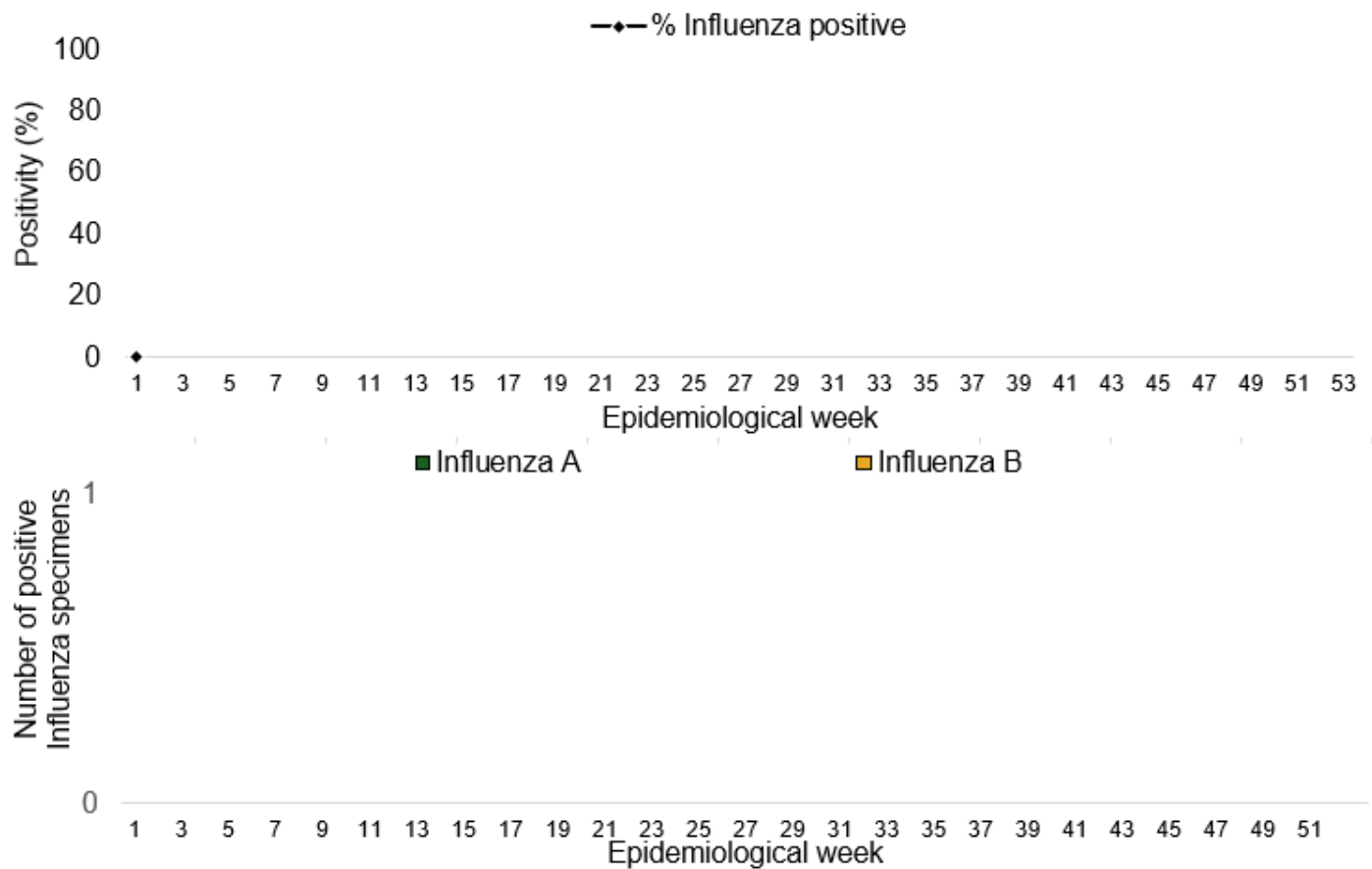
Week 1

Suspected Cases	Confirmed Cases	Confirmed Case by type	
		Influenza A	Influenza B
0	0	0	0

Year to date (week 1)

Suspected cases	Total Confirmed Cases	Confirmed cases by type	
		Influenza A	Influenza B
0	0	0	0

Figure 15: Number of influenza positive specimens by type and percentage positive by epidemiological week, 2023.



Coronavirus Disease (COVID-19)

Week 1

Suspected cases	Confirmed cases	Deaths	Number of States and LGAs affected
12	12	0	State: 4 + FCT LGA:12

Year to date (Week 1)

Suspected cases		Confirmed cases		Deaths		CFR	
2023	2024	2023	2024	2023	2024	2023	2024
22	12	22	12	0	0	0%	0%

Figure 16: Epidemic curve of confirmed cases of COVID-19, Nigeria, week 1, 2024

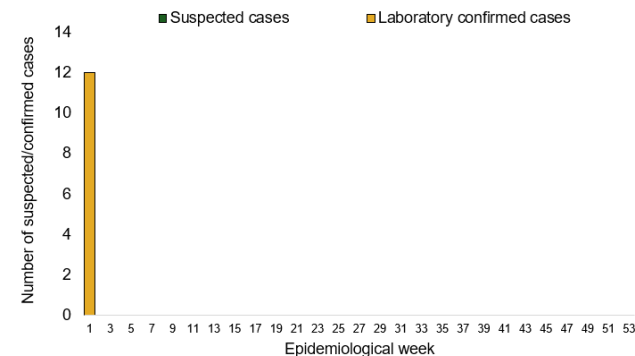
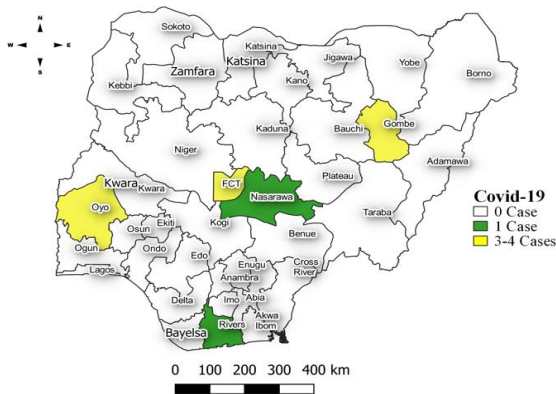


Figure 17: Location of confirmed cases of COVID-19 by State, Nigeria, as at week 1, 2024



Key points

- There were twelve suspected cases of Covid-19 reported from seven LGAs in four states and FCT. There were twelve confirmed cases, and no death was recorded

Actions

To date:

- Multi-sectoral Public Health Emergency Operation Centres (PHEOC) activated at the National and affected States.
- Mainstreaming of COVID-19 response activities into routine public health interventions such as surveillance, risk communication, testing etc.
- Continue to monitor global trends on COVID-19.
- Enhance surveillance at points of entry.

Diphtheria

Week 1

Suspected cases	Confirmed cases	Deaths	Number of States and LGAs affected
581	300	5	State: 8 + FCT LGA: 65

Year to date (week 1)

Suspected cases		Confirmed cases		Deaths		CFR	
2023	2024	2023	2024	2023	2024	2023	2024
32	581	15	300	0	5	0%	0.9%

Figure 18: Number of suspected and confirmed cases of Diphtheria, Nigeria, weeks 1, 2024

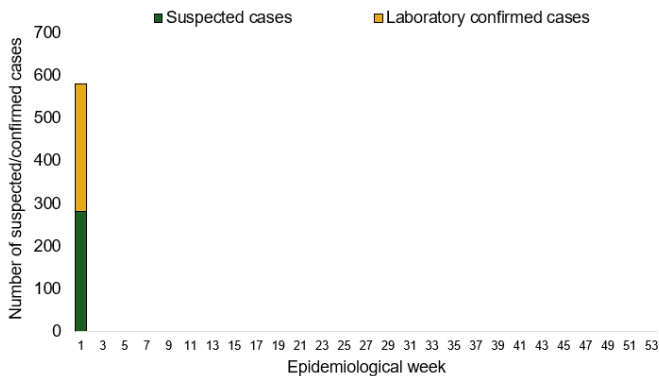
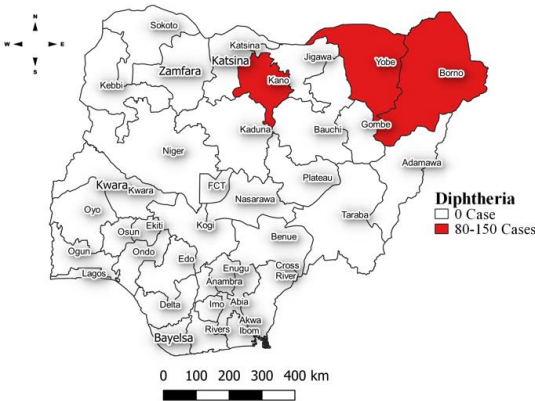


Figure 19: Location of suspected cases of Diphtheria by State, Nigeria, week 1, 2024



Key points

- There were 581 suspected cases of Diphtheria reported from 16 LGAs in eight states and FCT. There were 300 confirmed cases, and five deaths were recorded.

Actions
To date

- National Diphtheria Technical Working Group (TWG) is monitoring activities in all states.
- Harmonisation of surveillance and laboratory data from across states and laboratories.
- Provision of off-site surveillance support to affected States.

Event Based Surveillance (EBS)

Week 1

Key Points

For the reporting week 1:

- 67 Calls were successfully routed to agents and answered
- 0 calls not routed to agents (Failed call)
- 67 total number of calls (successful and failed)
- Percentage of failed to total inbound calls 0.0%
- 0 signal picked and escalated

Year to date (Week 1 – 52):

- 67 calls were successfully routed to agents and answered
- 0 calls not routed to agents (Failed call)
- 67 total inbound calls recorded
- Percentage of failed to total inbound calls: 0.0%
- 0 Signals picked and escalated to 36 states and FCT

Categories of Calls

- General inquiries
- Hoax call and others.
- Report of health conditions
- Inquiry on Lassa fever
- Inquiry on malaria vaccine
- Health Declaration form-related queries
- Inquiries on Diphtheria symptoms, treatment, and Vaccine
- Inquiries on yellow fever vaccine
- Inquiries on Lassa fever vaccine

Figure 20: Number of successful and failed calls, weeks 1, 2024

