



Nigeria Centre for Disease Control and Prevention

Protecting the health of Nigerians

Weekly Epidemiological Report

Week 49: 4th – 10th December, 2023

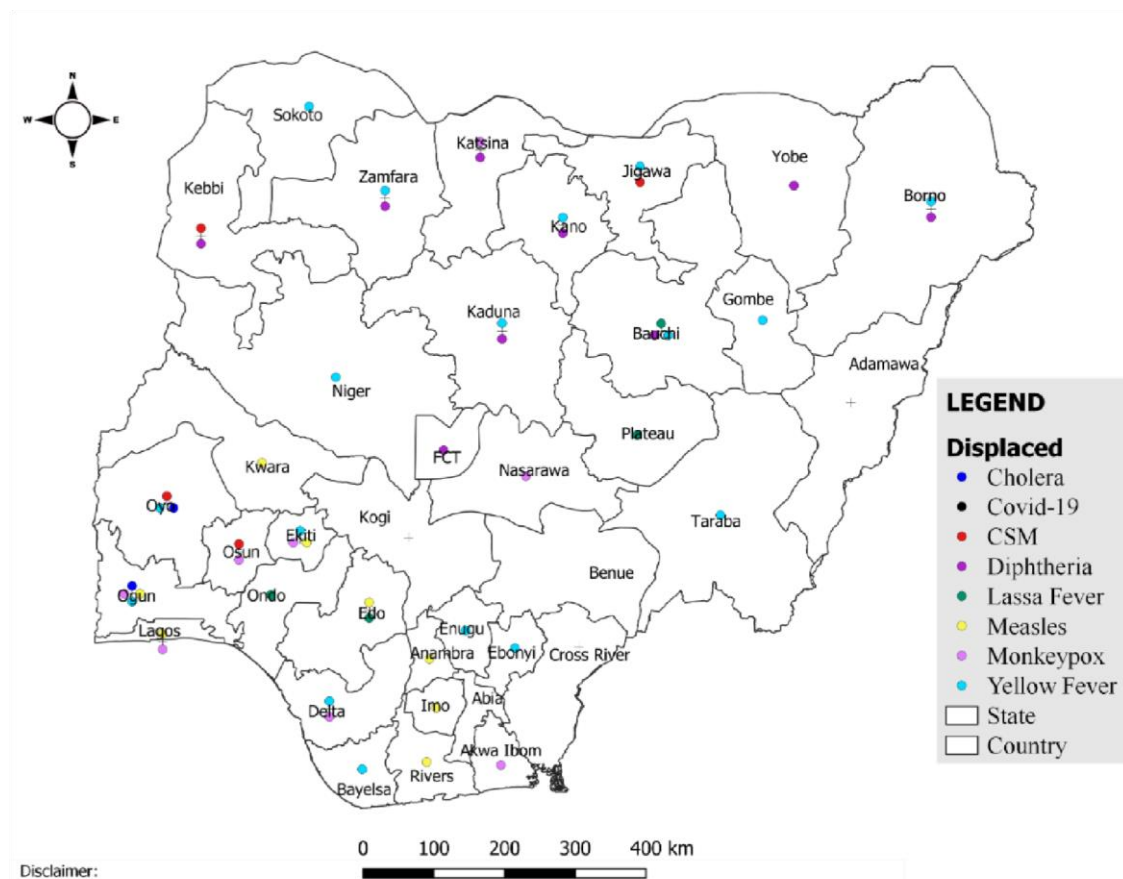
Summary of Incidents

Ongoing incidents

2

Ongoing incidents are defined as confirmed cases where a national EOC or equivalent has been activated (Lassa Fever and Diphtheria)

Other incidents are those with confirmed cases for which EOC is not activated



Data Source: SITAware

Summary

Week 49: 4th – 10th December, 2023

Lassa Fever ^{1,2}	Cerebrospinal Meningitis (CSM) ^{1,4}	Yellow Fever ^{1,4}
165 Suspected case(s)	23 Suspected case(s)	61 Suspected case(s)
21 Confirmed case(s)	9 Confirmed case(s)	0 Confirmed case(s)
5 Death(s)	0 Death(s)	0 Death(s)
Cholera ^{1,4}	Measles ^{1,4}	Mpox ^{1,4}
7 Suspected case(s)	29 Suspected case(s)	23 Suspected case(s)
0 Confirmed case(s)	2 Confirmed case(s)	0 Confirmed case(s)
1 Death(s)	0 Death(s)	0 Death(s)
Acute Flaccid Paralysis (AFP) ^{1,4}	National Sentinel influenza surveillance ⁵	Coronavirus Disease ^{1,}
8 Suspected case(s)	1 Suspected case(s)	0 Suspected case(s)
0 Confirmed case(s)	0 Confirmed case(s)	0 Confirmed case(s)
		0 Death(s)
Diphtheria ^{1,4}		
130 Suspected case(s)		
105 Confirmed case(s)		
1 Death(s)		

1. Information for this disease was retrieved from the Technical Working Group and Situation Reports
2. Case Fatality Rate (CFR) for this disease is reported for confirmed cases only
3. CFR for this disease is reported for total cases i.e. suspected + confirmed
4. Information for sentinel influenza was retrieved from the laboratory

Lassa Fever

Week 49

Suspected cases	Confirmed cases	Deaths	Number of States and LGAs affected
165	21	5	State: 16 + FCT LGA: 29

Year to date (week 1 – 49)

Suspected cases	Confirmed cases	Deaths	CFR
2022 2023	2022 2023	2022 2023	2022 2023
7909 8707	1028 1191	188 206	18.3% 17.3%

Figure 1: Number of suspected and confirmed cases of Lassa Fever, Nigeria, Weeks 1 – 49, 2023

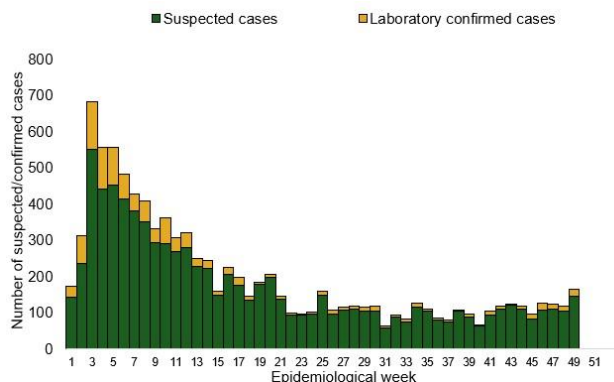
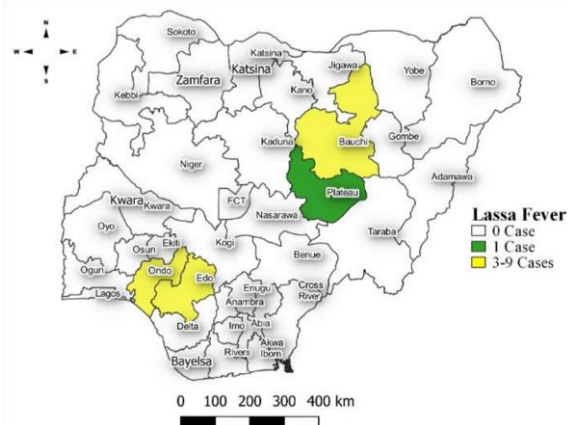


Figure 2: Location of **confirmed** cases of Lassa Fever by State, Nigeria, week 49, 2023



Key points

- There were 165 suspected cases of Lassa Fever reported from 29 LGAs in 16 states and FCT. There were 21 laboratory confirmed cases reported from 12 LGAs in four states and five deaths were recorded.

Actions

To date:

- National Lassa fever multi-partner, multi-sectoral Technical Working Group (TWG) continues to coordinate the response activities at all levels

- Activation of the Lassa Fever EOC
- Deployed NRRT to 6 states – Bauchi, Benue, Ebonyi, Edo, Ondo & Taraba
- Participated in National Enhanced Situational Awareness (ESA) Project Implementation Workshop
- Conducted the first Lassa fever webinar series
- Utilizing LISTEN for Lassa Fever Control
- Identify key activities for partners to support in preparation for the upcoming breakout season

Cerebrospinal Meningitis (CSM)

Week 49

Suspected cases	Confirmed cases	Deaths	Number of States and LGAs affected
23	9	0	State: 6 LGA: 8

Year to date (week 1 – 49)

Suspected cases	Confirmed cases	Deaths	CFR
2022 2023	2022 2023	2022 2023	2022 2023
859 2545	0 328	103 160	12% 6.3%

Figure 3: Number of suspected and confirmed cases of CSM, Nigeria, weeks 1 – 49, 2023

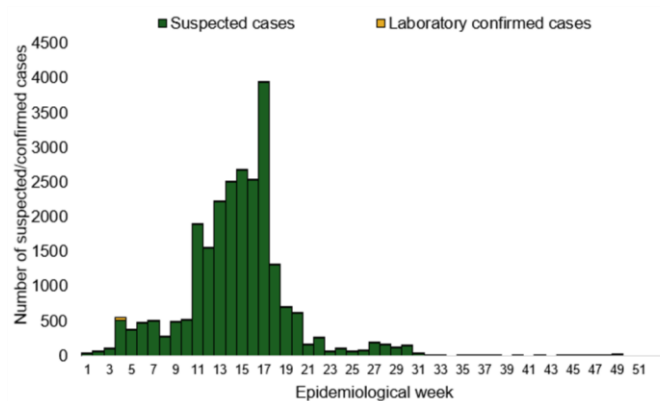
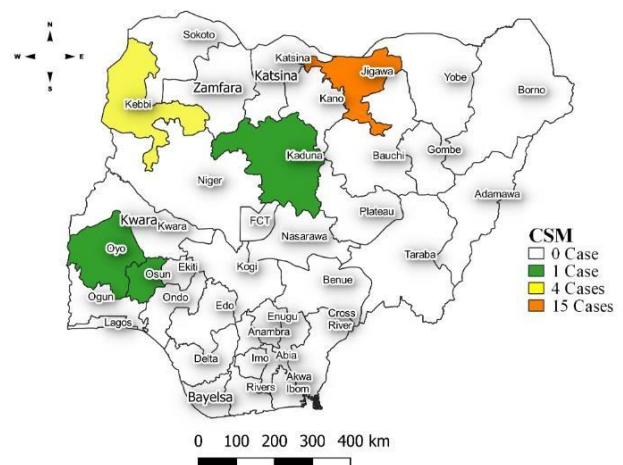


Figure 4: Location of suspected cases of CSM by State, Nigeria, week 49, 2023



Key points

- There were 23 suspected cases of Cerebrospinal meningitis (CSM) reported from eight LGAs in six states. There were nine laboratory confirmed cases and no death was reported.

To date:

- National CSM TWG meets weekly to review reports from states and plan appropriately.
 - Monitoring of epidemiological trend to guide plans for reactive vaccination campaigns,
 - Implementation of CSM reactive vaccination campaign in high burden LGAs/Wards in Jigawa state led by NPHCDA.
 - Enhanced surveillance (active case search and contact tracing) in affected states and LGAs, •
Deployment of SORMAS application to secondary and tertiary HFs.
- Cs

Report

Yellow Fever
Week 49

Suspected cases	Confirmed cases	Deaths	Number of States and LGAs affected
61	0	0	State: 18 LGA: 25

Year to date (week 1 – 49)

Suspected cases	Confirmed cases	Deaths	CFR
2022 2023	2022 2023	2022 2023	2022 2023
2049 2983	0 21	10 9	0.5% 0.3%

Figure 5: Number of suspected and confirmed cases of Yellow Fever, Nigeria, weeks 1 – 49, 2023

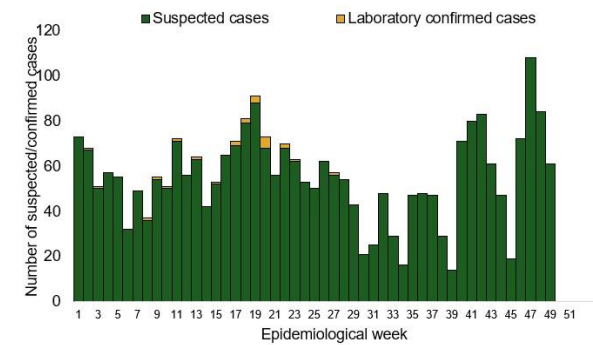
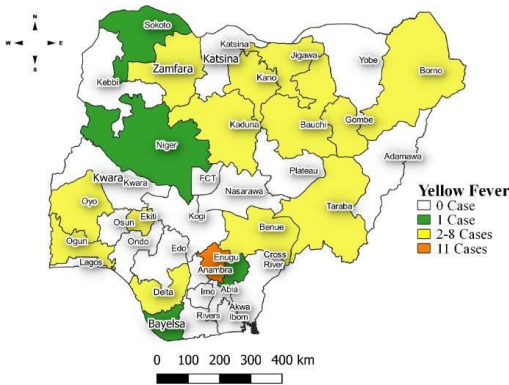


Figure 6: Location of suspected cases of Yellow Fever by States, Nigeria, week 49, 2023



Key points

- There were 61 suspected cases of Yellow Fever (YF) reported from 25 LGAs in 18 states. There was no laboratory confirmed case and no death was recorded. **Actions To date:**
- National YF multi-partner Technical Working Group (TWG) continues to coordinate activities across states.
- Daily monitoring and analysis of surveillance data across the country to guide response activities.
- National YF multi-partner Technical Working Group (TWG) continues to coordinate activities across states.
- Daily monitoring and analysis of surveillance data across the country to guide response activities.

Report

- Supported implementation of yellow fever Preventive Mass Vaccination Campaign (PMVC) phase 7, 2023 in Jigawa, and some LGAs in Borno State
- Operationalization of Yellow fever Reference Laboratory at University of Maiduguri Teaching Hospital (UMTH) Maiduguri, Borno State
- Providing offsite support to states with confirmed cases States

Cholera

Week 49

Suspected cases	Confirmed cases	Deaths	Number of States and LGAs affected
7	0	1	State: 2 LGA: 2

Year to date (week 1 – 49)

Suspected cases	Confirmed cases	Deaths	CFR
2022 2023	2022 2023	2022 2023	2022 2023
16907 3646	0 233	451 127	2.7% 3.5%

Report

Figure 7: Number of suspected and confirmed cases of Cholera, Nigeria, weeks 1 – 49, 2023

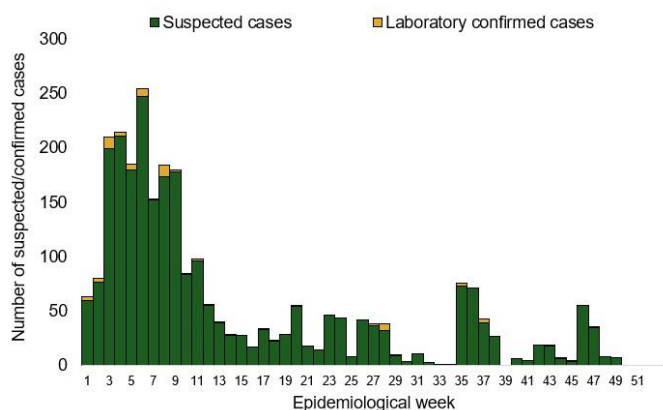
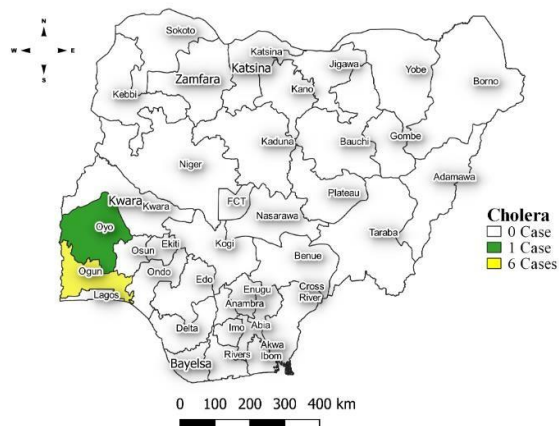


Figure 8: Location of suspected cases of Cholera by State, Nigeria, week 49, 2023



Key points

- There were seven suspected cases of Cholera reported from two LGAs in two states. There was no laboratory confirmed case and one death was recorded

Actions To date

- National Cholera Multi-Sectoral Technical Working Group (TWG) is monitoring all states and supporting affected states.
- Ongoing surveillance in all states through the routine Integrated Disease Surveillance and Response (IDSR) and Event Based Surveillance (EBS).
- Continuous construction of sanitation and hygiene facilities with boreholes in cholera hotspots • Conducted WASH Sector review workshop.
- Cholera surveillance evaluation across states.
- Continue advocacy to State Governments to increase funding in WASH infrastructure.
- Continue review of the National Cholera Plan.

Measles

Week 49

Suspected cases	Confirmed cases	Deaths	Number of States and LGAs affected
29	2	0	State: 8 LGA: 17

Year to date (week 1 – 49)

Suspected cases	Confirmed cases	Deaths	CFR
-----------------	-----------------	--------	-----

Report

2022	2023	2022	2023	2022	2023	2022	2023
58182	19167	3486	1772	314	81	0.5%	0.4%

Figure 9: Number of suspected and confirmed cases of Measles, Nigeria, weeks 1 – 49, 2023.

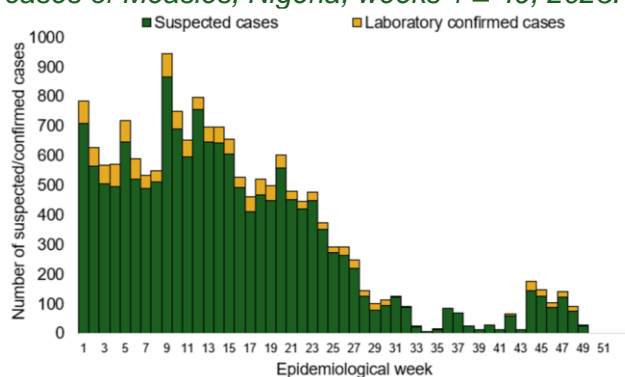
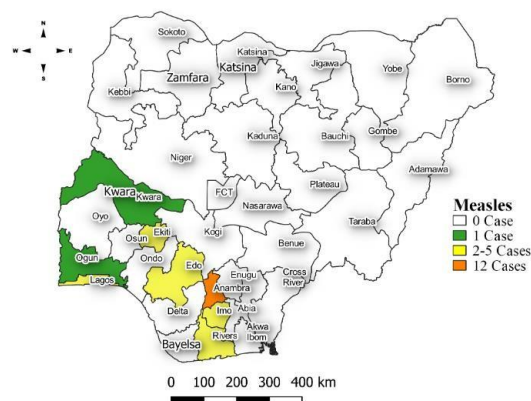


Figure 10: Location of suspected cases of Measles by State, Nigeria, week 49, 2023



Key points

- There were 29 suspected cases of Measles reported from 17 LGAs in eight states. There were two laboratory confirmed cases and no death was recorded.

Actions To date

- National Measles TWG is closely monitoring measles surveillance data and providing feedback to relevant agencies and development partners.
- Ongoing weekly surveillance and laboratory data harmonisation.
- Continue monthly measles surveillance data review.

Mpox

Week 49

Suspected cases	Confirmed cases	Deaths	Number of States and LGAs affected
-----------------	-----------------	--------	------------------------------------

Report

23	0	0	State: 8 LGA: 14
----	---	---	---------------------

Year to date (week 1 – 49)

Suspected cases	Confirmed cases	Deaths	CFR
2022 2023	2022 2023	2022 2023	2022 2023
1987			
1154	743 95	7 2	0.6% 0.2%

Figure 11: Number of suspected and confirmed cases of Mpox, Nigeria, weeks 1– 49, 2023.

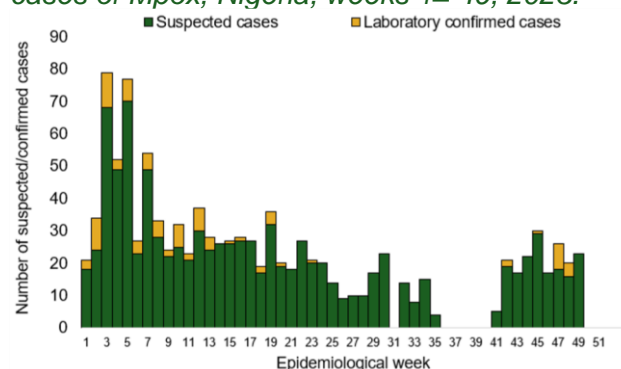
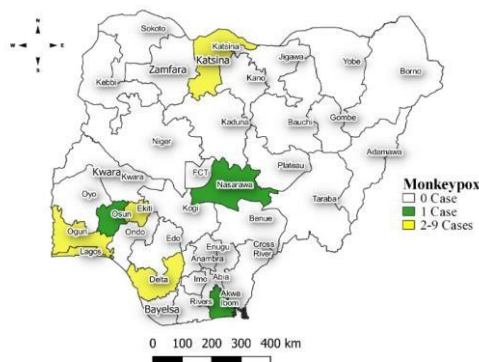


Figure 12: Location of suspected cases of Mpox by State, Nigeria, week 49, 2023



Key points

- There were 23 suspected cases of Mpox reported from 14 LGAs in eight states. There was no laboratory confirmed case and no death was recorded.

Actions To date

- National Mpox Technical Working Group (TWG) is monitoring activities in all states.
- Providing offsite subnational support to resolve issues in reporting States
- Follow-up implementation of the approved Incident Action plan activities in collaboration with other pillars
- Continue to support effective sample management and transportation to the NRL from health facilities across the country



Report

Acute Flaccid Paralysis (AFP)

Week 49

Figure 13: Number of suspected and confirmed cases of AFP, Nigeria, weeks 1 – 49, 2023

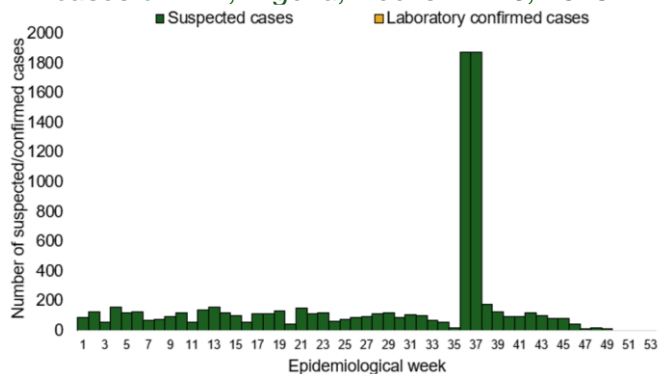
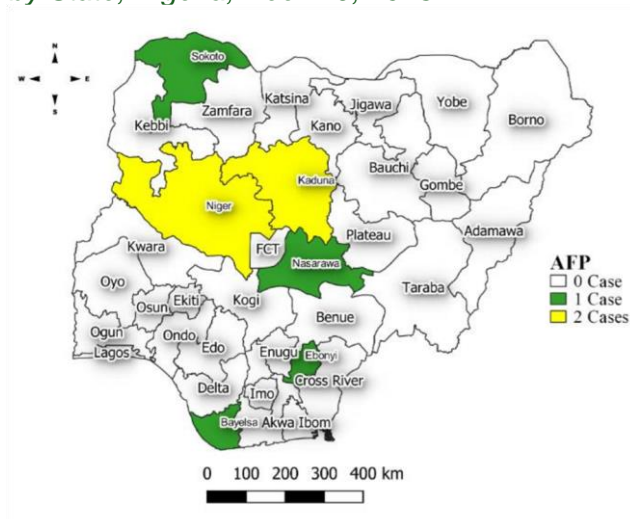


Figure 14: Location of suspected cases of AFP by State, Nigeria, week 49, 2023



Suspected cases	Confirmed cases	Deaths	Number of States and LGAs affected
8	0	0	State: 6 LGA: 6

Year to date (week 1 – 49)

Suspected cases	Confirmed cases	Deaths	CFR
2022 2023	2022 2023	2022 2023	2022 2023
7614 8052	0 0	7 0	0.09% 0%

Key points

- There were eight suspected cases of AFP reported from six LGAs in six states. There was no laboratory confirmed case and no death was recorded.

National Influenza Sentinel Surveillance

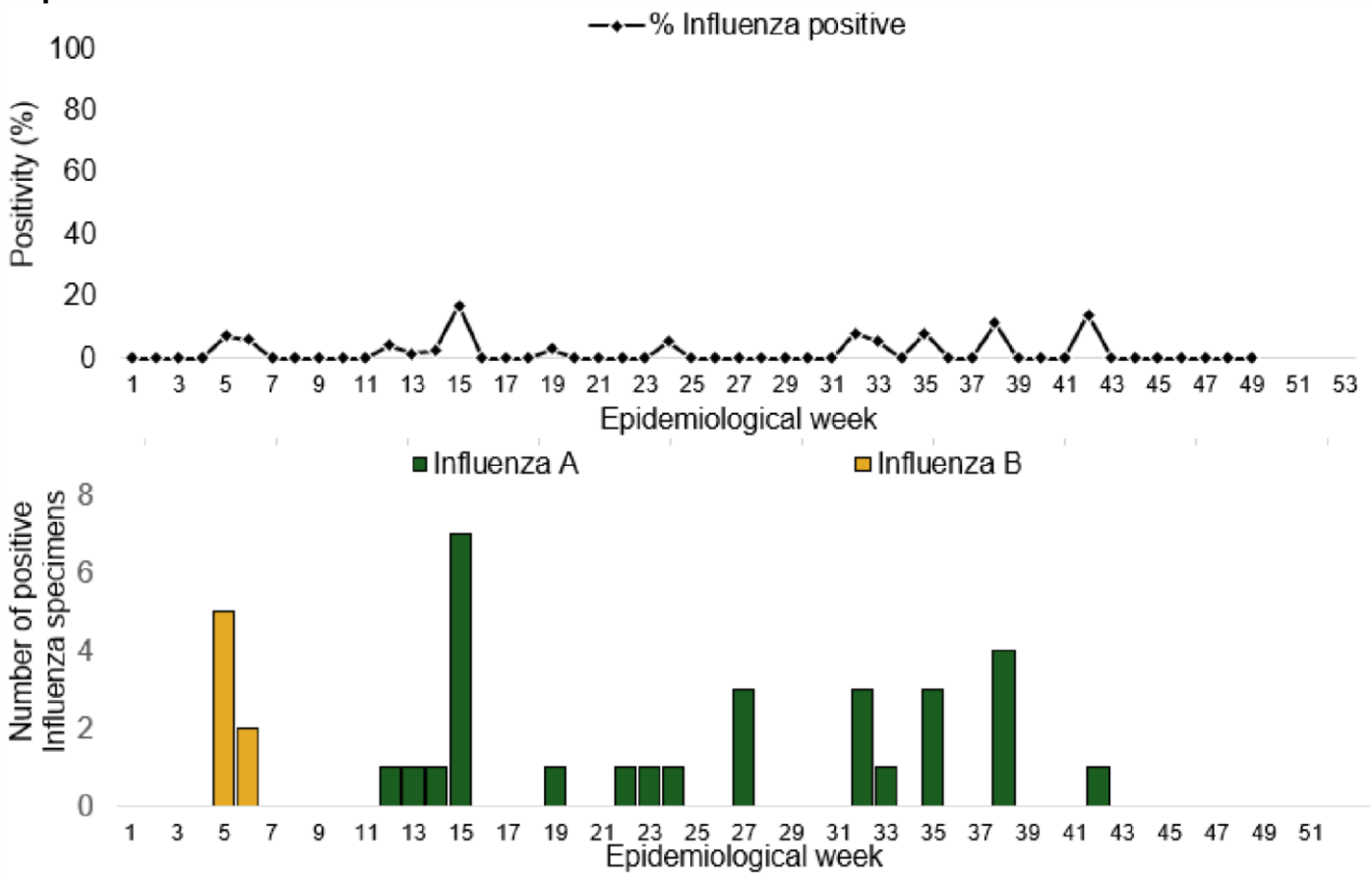
Year to date (week 1 – 49)

Suspected Cases		Confirmed Cases		Confirmed Case by type	
				Influenza A	Influenza B
Suspected cases	Suspected ILI	Suspected SARI	Total Confirmed Cases	Confirmed cases by type	
1347	927	423	40 (3.2 %)	Influenza A	Influenza B
				32(80%)	8(20%)

Week 49

1 0 0 0

Figure 15: Number of influenza positive specimens by type and percentage positive by epidemiological week, 2023.



Coronavirus Disease (COVID-19)

Week 49

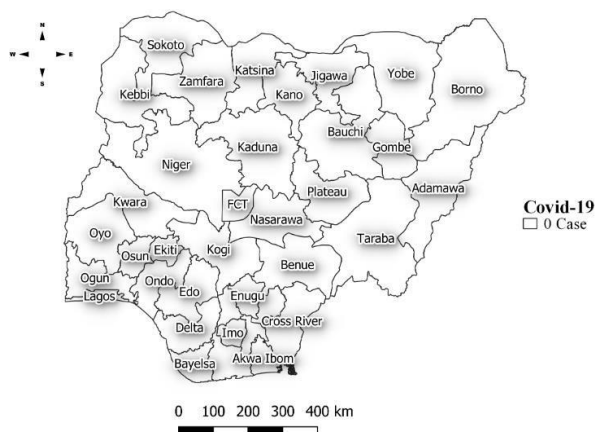
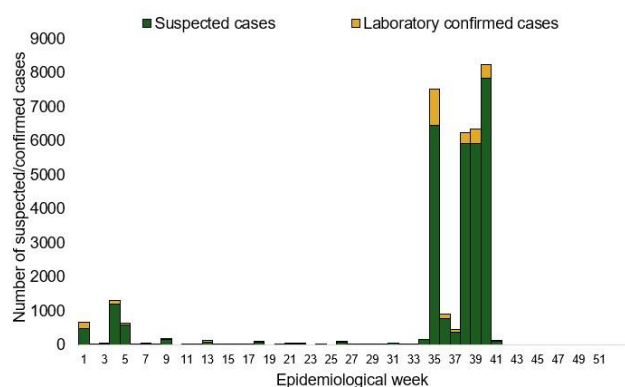
Suspected cases	Confirmed cases	Deaths	Number of States and LGAs affected
0	0	0	State: 0 LGA: 0

Year to date (Week 1- 49)

Test conducted	Confirmed cases	Deaths	Number of States and LGAs affected
64675	608	1	State: 30 + FCT LGA: 65

Figure 16: Epidemic curve of confirmed cases of COVID-19, Nigeria, week 49, 2023

Figure 17: Location of confirmed cases of COVID-19 by State, Nigeria, as at week 49, 2023



Key points

- There was no case reported for the week.

Actions

To date:

- Multi-sectoral Public Health Emergency Operation Centres (PHEOC) activated at the National and affected States
- Engagement meetings with state teams on the ongoing response, Sitrep reporting and Ag-RDT data harmonization, challenges, and way forward.
- Mainstreaming of COVID-19 response activities into routine public health interventions such as surveillance, risk communication, testing etc.
- Begin implementation of the testing strategy to increase RDT uptake
- Continue to monitor global trends on COVID-19.
- Enhance surveillance at points of entry.

Diphtheria

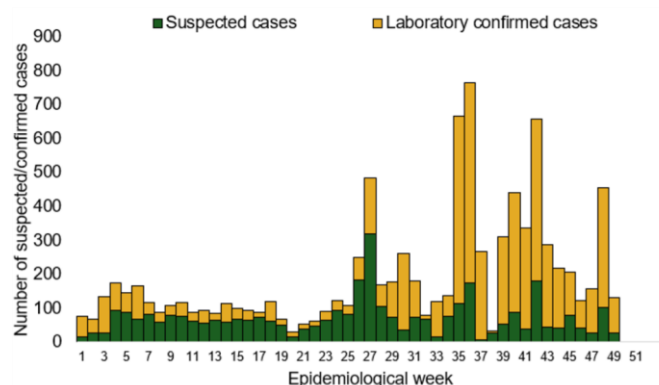
Week 49

Suspected cases	Confirmed cases	Deaths	Number of States and LGAs affected
130	105	1	State: 3 LGA: 13

Year to date (week 1 – 49)

Suspected cases	Confirmed cases	Deaths	CFR
2022 2023	2022 2023	2022 2023	2022 2023
123 21200	24 12581	17 576	13.8% 2.7%

cases of Diphtheria, Nigeria, weeks 1 – 49, 2023



Diphtheria by State, Nigeria, week 49, 2023

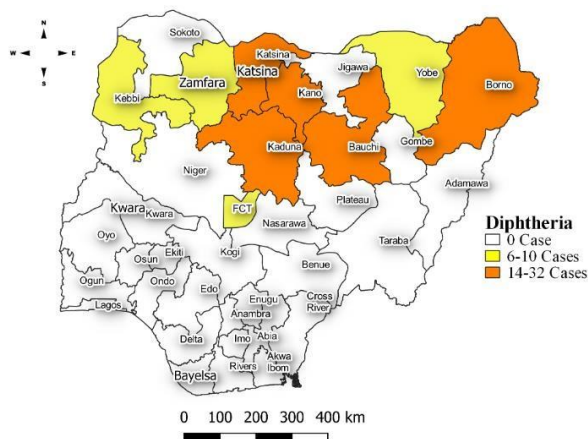


Figure 18: Number of suspected and confirmed

Figure 19: Location of suspected cases of

Key points

- There were 130 suspected cases of Diphtheria reported from 13 LGAs in three states. There were 105 confirmed cases, and one death was recorded.

Actions To date

- National Diphtheria Technical Working Group (TWG) is monitoring activities in all states.
- Harmonisation of surveillance and laboratory data from across states and laboratories.
- Provision of off-site surveillance support to affected States.

Event Based Surveillance (EBS)

Week 49

Call Summary per Call Hub as of week 49, 2023

Call Hubs	NCDC	GLO	Total
Successful Calls	189	0	189
Failed Calls	4	0	4

Number of Received/Resolved Health Declaration calls/emails for week 49.

Calls	Emails	WhatsApp/texts
0	3	4

Disease conditions and events of public health importance captured as signals for the reporting week 49, 2023.

Source of Signals by Epi Week																																																							
S/N	Epi Week	1	2	3	4	5	6	7	8	9	10	11	12	13	14	15	16	17	18	19	20	21	22	23	24	25	26	27	28	29	30	31	32	33	34	35	36	37	38	39	40	41	42	43	44	45	46	47	48	49					
1	Phone Calls	1	1	1	1	0	0	0	0	0	0	0	0	2	0	0	0	0	0	0	0	0	1	0	2	0	0	1	0	0	0	1	1	0	0	0	2	0	0	1	0	0	1	0	0	1	0	0	0	0	0				
2	WhatsApp	0	0	5	0	0	0	0	0	0	0	0	0	0	0	0	0	0	0	0	0	0	0	0	0	0	0	0	0	0	0	0	0	0	0	0	0	0	0	0	0	0	0	0	0	0	0	0	0	0	0	0			
3	SMS	0	0	0	0	0	0	0	0	0	0	0	0	0	1	0	0	0	0	0	0	1	1	0	0	0	0	0	0	0	0	0	0	0	0	0	0	0	0	0	0	0	0	0	0	0	0	0	0	0	0	0	0		
4	Facebook/Twitter/Blogs	0	0	0	0	0	0	0	0	0	0	0	0	0	0	0	1	0	0	0	0	0	0	0	0	0	0	0	0	0	0	0	0	0	0	0	2	0	0	0	0	1	0	0	0	0	0	0	0	0	0	0	0		
5	Tatao	0	0	0	0	0	1	0	0	0	0	0	0	0	0	0	0	0	0	0	0	0	0	0	0	0	0	0	0	0	0	0	0	0	0	0	0	1	0	0	0	0	0	0	0	0	0	0	0	0	0	0			
6	EOS	0	0	0	0	0	0	0	0	0	0	0	0	0	0	0	0	0	0	0	0	0	0	0	0	0	0	0	0	0	0	0	0	0	0	0	0	0	0	0	0	0	0	0	0	0	0	0	0	0	1	0	0		
7	IVR Call back	0	0	0	0	0	0	0	0	0	0	0	0	0	0	0	0	0	0	0	0	0	0	0	0	0	0	0	0	0	0	0	0	0	0	0	0	0	0	0	0	0	0	0	0	0	0	0	0	0	0	0	0		
8	Web Self Assessment	0	0	0	0	0	0	0	0	0	0	0	0	0	0	0	0	0	0	0	0	0	0	0	0	0	0	0	0	0	0	0	0	0	0	0	0	0	0	0	0	0	0	0	0	0	0	0	0	0	0	0	0		
9	BOT Chat	0	0	0	0	0	0	0	0	0	0	0	0	0	0	0	0	0	0	0	0	0	0	0	0	0	0	0	0	0	0	0	0	0	0	0	0	0	0	0	0	0	0	0	0	0	0	0	0	0	0	0	0		
10	USSD	0	0	0	0	0	0	0	0	0	0	0	0	0	0	0	0	0	0	0	0	0	0	0	0	0	0	0	0	0	0	0	0	0	0	0	0	0	0	0	0	0	0	0	0	0	0	0	0	0	0	0	0		
	TOTAL	1	1	6	1	0	1	0	0	0	0	0	0	2	1	0	0	0	0	0	0	1	2	0	2	0	0	0	0	0	0	0	1	1	0	0	4	1	0	1	0	1	1	0	0	1	0	0	1	0	0	1	0	1	0

Key points

For the reporting week 49:

- 189 Calls were successfully routed to agents and answered.
- 4 calls not routed to agents (Failed call) □ 193 total number of calls (successful and failed) □ Percentage of failed to total inbound calls 2.1%.
- 2 signal picked and escalated (1 suspected diphtheria case in Danbam LGA, Bauchi State and a suspected diphtheria case in Itu LGA, Akwa Ibom state)

For week 1 – 49

- 16,374 calls successfully routed to agents and answered
- 3,576 calls not routed to agents (Failed call)
- 19,950 total inbound calls recorded
- Percentage of failed to total inbound calls: 17.9%
- 33 Signals picked and escalated to 36 states and FCT

Categories of Calls

- General inquiries
- Hoax call and others

- Report of health conditions
- Inquiry on Lassa fever
- Inquiry on malaria vaccine
- Health Declaration form-related queries
- Inquiries on Diphtheria symptoms, treatment, and Vaccine
- Inquiries on yellow fever vaccine
- Inquiries on Lassa fever vaccine