



Weekly Epidemiological Report

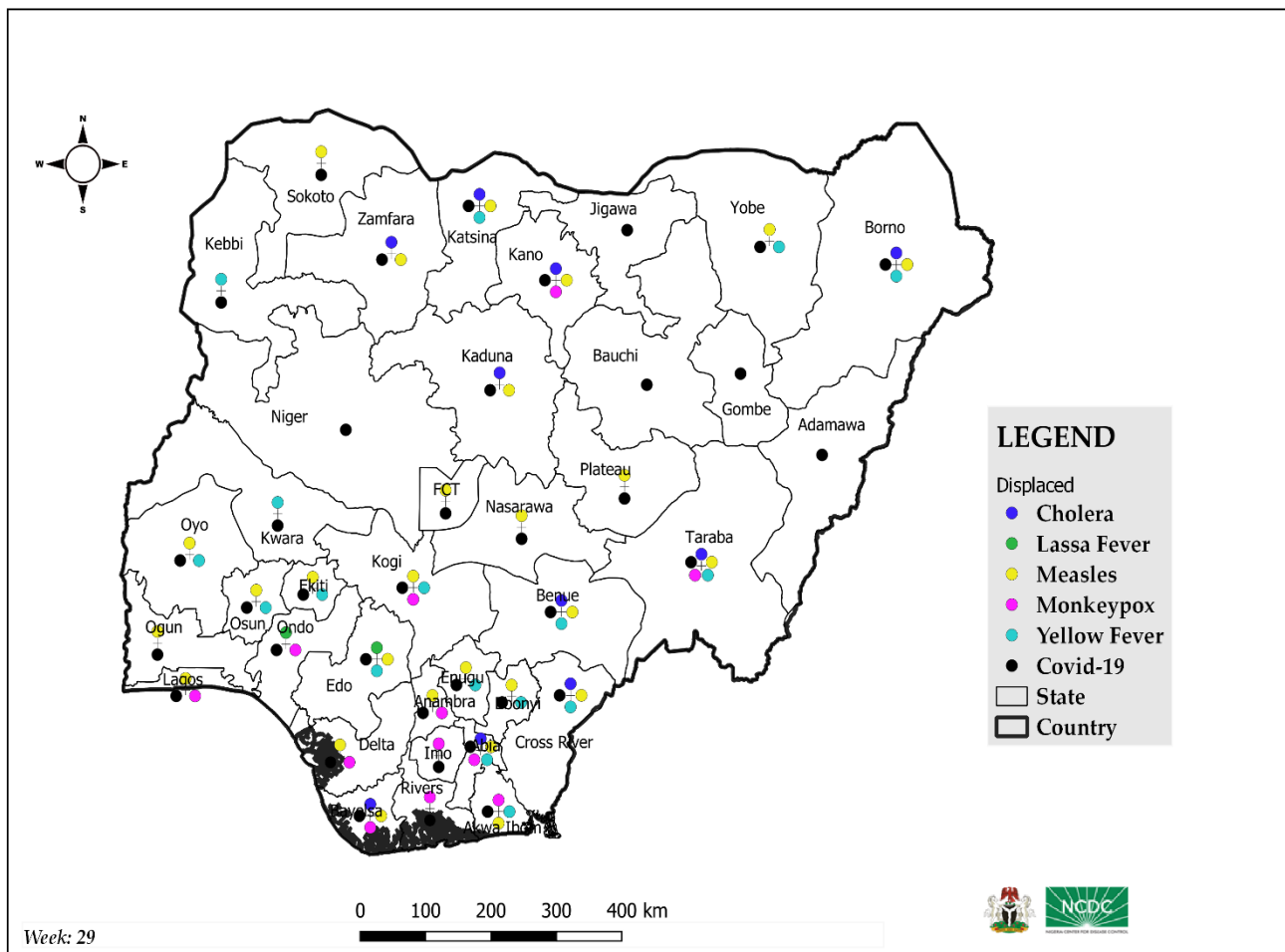
Week 29: 18th – 24th July 2022

Summary of Incidents

Ongoing incidents
2

Ongoing incidents are defined as confirmed cases where a national EOC or equivalent has been activated (EOC is currently activated for COVID-19 and Monkeypox)

Other incidents are those with confirmed cases for which EOC is not activated



Data Source: SITAware

Summary

Week 29: 18th – 24th July 2022

Lassa Fever ^{1,2}	Cerebrospinal Meningitis (CSM) ^{3,4}	Yellow Fever ^{3,4}
134 Suspected case(s)	5 Suspected case(s)	25 Suspected case(s)
10 Confirmed case(s)	0 Confirmed case(s)	0 Confirmed case(s)
2 Death(s)	0 Death(s)	0 Death(s)
Cholera ^{3,4}	Measles	Monkeypox ^{1,4}
1554 Suspected case(s)	299 Suspected case(s)	19 Suspected case(s)
0 Confirmed case(s)	0 Confirmed case(s)	15 Confirmed case(s)
20 Death(s)	1 Death(s)	0 Death(s)
Acute Flaccid Paralysis (AFP) ^{3,4}	National Sentinel influenza surveillance ⁵	Coronavirus Disease ^{1,}
75 Suspected case(s)	5 Suspected case(s)	Refer to WER week 29
0 Confirmed case(s)	0 Confirmed case(s)	

Timeliness of reports ³	Completeness of reports ³
75.0% Last 4 weeks	83.8% Last 4 weeks
72.4% Year to date	96.8% Year to date

Notes

- Information for this disease was retrieved from the Technical Working Group and Situation Reports
- Case Fatality Rate (CFR) for this disease is reported for confirmed cases only
- Information for this disease was retrieved from IDSR 002 data
- CFR for this disease is reported for total cases i.e. suspected + confirmed
- Information for sentinel influenza was retrieved from the laboratory

Lassa Fever

Week 29

Suspected cases	Confirmed cases	Deaths	Number of States and LGAs affected
134	10	2	State: 12 + FCT LGA: 39

Year to date (week 1 – 29)

Suspected cases		Confirmed cases		Deaths		CFR	
2021	2022	2021	2022	2021	2022	2021	2022
2508	5890	334	857	79	164	23.7%	19.1%

Figure 1: Number of suspected and confirmed cases of Lassa Fever, Nigeria, Weeks 1 – 29, 2022

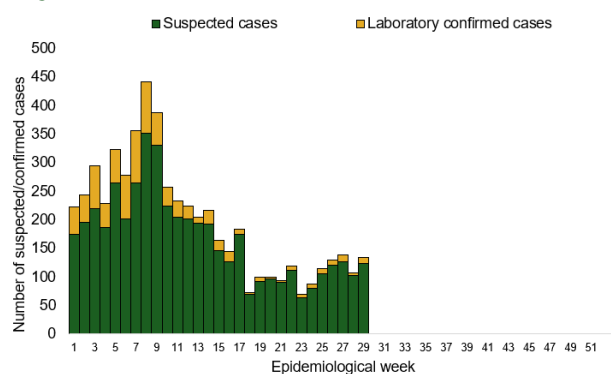
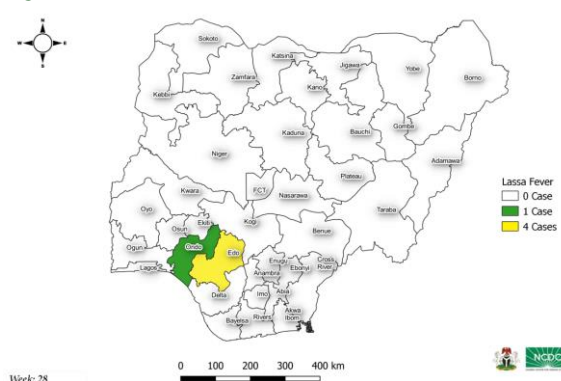


Figure 2: Location of confirmed cases of Lassa Fever by State, Nigeria, week 2, 2022



Key points

- There were 134 suspected cases from 39 LGAs in 12 states and FCT. There were 10 laboratory confirmed cases and two deaths were recorded

Actions

To date:

- Lassa fever alert letters sent to states
- The National Emergency Operations Centre response mode Level 2 activated for effective multi-sectoral, multi-disciplinary coordination of 2022 Lassa fever outbreak response
- Lassa fever preparedness assessment carried out for 36 States and FCT
- State Public Health Emergency Operations Centre activated in affected States
- The Eight Lassa fever molecular laboratories in the NCDC network are working full capacity to ensure that all samples are tested, and results provided within the shortest turnaround time
- Confirmed cases are treated at identified treatment centres across the states
- Dissemination of reviewed case management and safe burial practices guidelines

- Dissemination of reviewed IPC guideline and health facility IPC advisory
- Risk communications and community engagement activities have been scaled up across states using television, radio, print, social media and other strategies
- Implementation of Lassa fever Environmental response campaign in high burden states by Federal Ministry of Environment
- Distribution of medical response commodities to states and treatment centre
- Engagement of ad hoc data clerks to upload case management data on SORMAS
- Deployment of National Rapid Respond Teams (NRRT) to Nasarawa, FCT, Edo, Ondo, Bauchi, Ebonyi, Oyo, Taraba, and Benue
- Coordinated sub-national Lassa fever surveillance and response intensive workshop

Planned:

- Coordinated sub-national Lassa fever surveillance and response intensive workshop
- Conduct national Lassa Fever awareness and prevention campaign
- Support states to develop and implement Lassa Fever response sustainability plan

Cerebrospinal Meningitis (CSM)

Week 29

Suspected cases	Confirmed cases	Deaths (Suspected cases)	Number of States and LGAs affected
5	0	0	State: 5 LGA: 5

Year to date (week 1 – 29)

Suspected cases		Confirmed cases		Deaths (Suspected cases)		CFR	
2021	2022	2021	2022	2021	2022	2021	2022
163	708	11	0	3	100	0.8%	14.1%

Figure 3: Number of suspected and confirmed cases of CSM, Nigeria, weeks 1 – 19, 2022

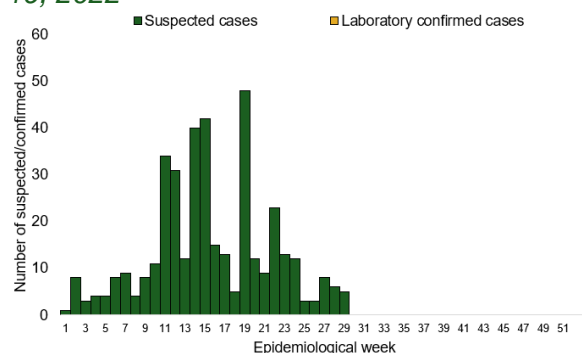
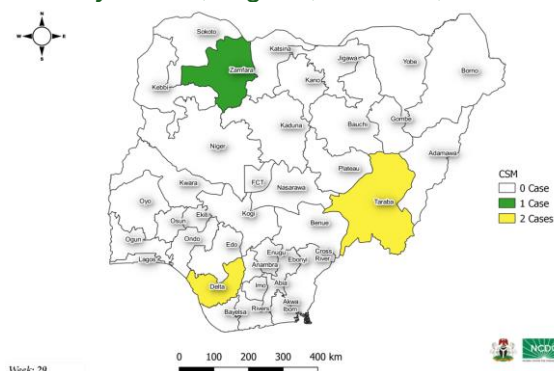


Figure 4: Location of suspected cases of CSM by States, Nigeria, week 19, 2022



Key points

- There were five suspected cases of Cerebrospinal Meningitis (CSM) reported from five LGAs in five states. None was laboratory confirmed and no death was recorded

Yellow Fever

Week 29

Suspected cases	Confirmed cases	Deaths	Number of States and LGAs affected
25	0	0	State: 17 LGA: 26

Year to date (week 1 – 29)

Suspected cases		Confirmed cases		Deaths		CFR	
2021	2022	2021	2022	2021	2022	2021	2022
1050	1016	13	10	2	1	0.2%	0.1%

Figure 5: Number of suspected and confirmed cases of Yellow Fever, Nigeria, weeks 1 – 29, 2022

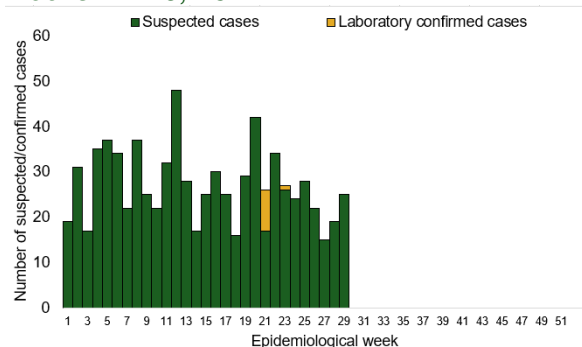
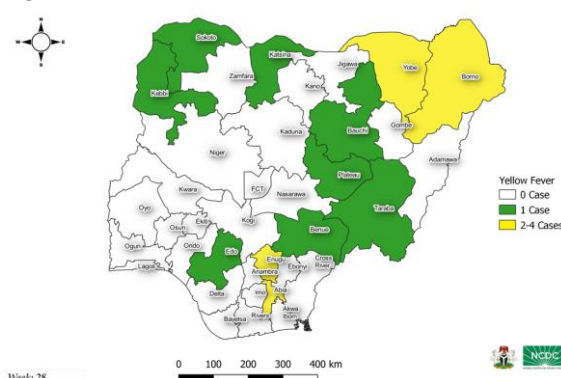


Figure 6: Location of suspected cases of Yellow Fever by States, Nigeria, week 29, 2022



Key points

- There were 25 suspected cases of Yellow Fever (YF) reported from 26 LGAs in 17 states. There was no laboratory confirmed case and no death was recorded

Actions

To date:

- National YF multi-partner Technical Working Group (TWG) continues to coordinate activities across states
- Finalised the yellow fever training manual for training of health workers on yellow fever identification, management, documentation, and reporting
- Daily monitoring and analysis of surveillance data across the country to guide response activities
- Ongoing validation of myologic rapid test kit for yellow fever

Planned:

- Finalise yellow fever technical documents, training materials, field investigation guide, yellow fever workplan
- Plan to continue with the training of healthcare workers from selected tertiary hospitals from other geopolitical zones

Cholera

Week 29

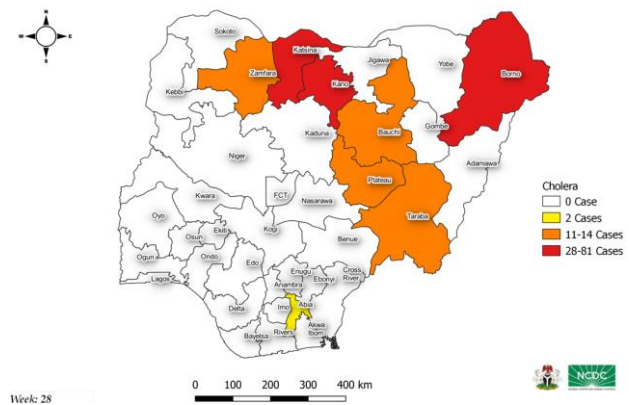
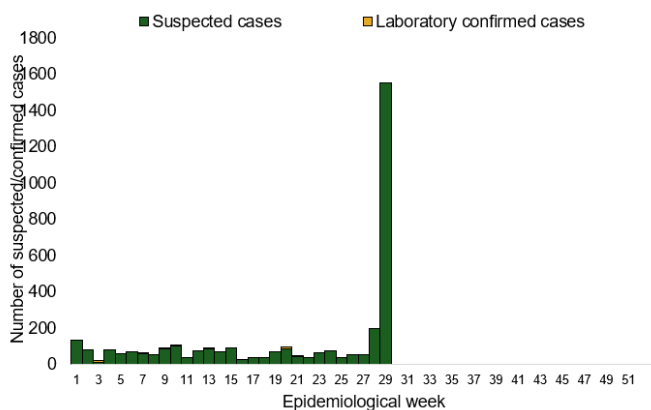
Suspected cases	Confirmed cases	Deaths	Number of States and LGAs affected
1554	0	20	State: 10 LGA: 33

Year to date (week 1 – 29)

Suspected cases		Confirmed cases		Deaths		CFR	
2021	2022	2021	2022	2021	2022	2021	2022
14183	3810	266	9	301	39	2.1%	1.02%

Figure 7: Number of suspected and confirmed cases of Cholera, Nigeria, weeks 1 – 29, 2022

Figure 8: Location of suspected cases of Cholera by State, Nigeria, week 29, 2022



Key points

- There were 1554 suspected cases of Cholera reported from 33 LGAs in 10 states. There was no laboratory confirmed case and 20 deaths were recorded

Actions

To date

- National Cholera Multi-Sectoral Technical Working Group (TWG) is monitoring all states and supporting affected states
- National Rapid Response Teams (RRTs) with response commodities were deployed to support the response in all affected states
- Cholera jingles being aired in English and local languages across the country

Planned:

- Continue follow up and monitoring of non-reporting states
- Build capacity for sample collection, transportation, and laboratory diagnosis across states

Measles

Week 29

Suspected cases	Confirmed cases	Deaths	Number of States and LGAs affected
299	0	1	State: 26 + FCT LGA: 122

Year to date (week 1 – 29)

Suspected cases		Confirmed cases		Deaths		CFR	
2021	2022	2021	2022	2021	2022	2021	2022
15017	51397	283	3486	186	309	1.2%	0.6%

Figure 9: Number of suspected and confirmed cases of Measles, Nigeria, weeks 1 – 28, 2022

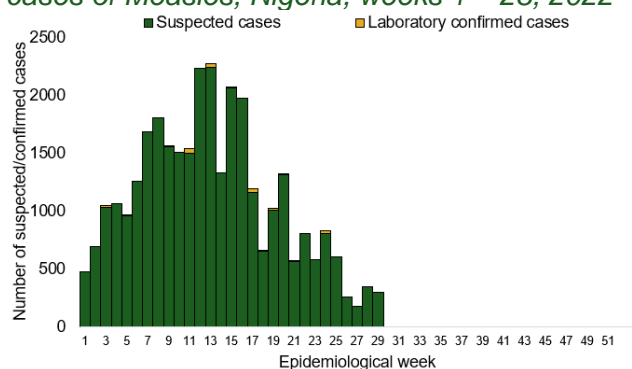
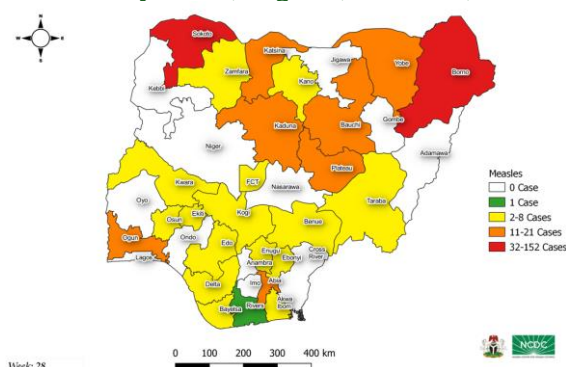


Figure 10: Location of suspected cases of Measles by State, Nigeria, week 28, 2022



Key points

- There were 299 suspected cases of Measles reported from 122 LGAs in 26 states and FCT. There was no laboratory confirmed case and one death was recorded

Actions

To date

- National Measles TWG is closely monitoring measles surveillance data and providing feedback to relevant agencies and development partners
- Ongoing weekly surveillance and laboratory data harmonisation

Planned:

- Intensify follow up with states to update and transmit line list
- Continue monthly measles surveillance data review

Monkeypox

Week 29

Suspected cases	Confirmed cases	Deaths	Number of States and LGAs affected
19	15	0	State: 10 LGA: 17

Year to date (week 1 – 29)

Suspected cases		Confirmed cases		Deaths		CFR	
2021	2022	2021	2022	2021	2022	2021	2022
53	357	15	133	0	3	0%	0.8%

Figure 11: Number of suspected and confirmed cases of Monkeypox, Nigeria, weeks 1– 29, 2022

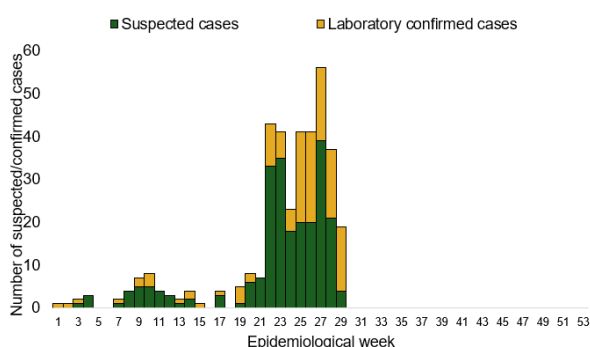
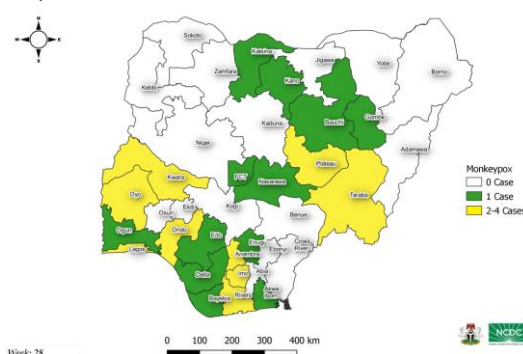


Figure 12: Location of suspected cases of Monkeypox by State, Nigeria, week 29, 2022



Key points

- There were 19 suspected cases of Monkeypox (MPX) reported from 17 LGAs in 10 states. There were 15 confirmed cases and no death was recorded.

Activities

To date

- Supporting the daily activities of the activated Emergency Operations Centre (EOC)
- Collaboration with partners to develop MPX-specific awareness content 2. Daily tracking, monitoring and response to rumours and misinformation of MPX in Nigeria
- Providing off-site support to states to ensure active case search
- Ongoing state-level support and capacity building on MPX outbreak 2. Dissemination of Monkeypox advisory to IPC focal persons under the Orange Network
- Following up with all positive cases at the state level
- Screening of passengers at points of entry

Planned:

-
- Continue monitoring and analysis of MPX infodemics
- Continue engagement of social media channels with key messages on Monkeypox prevention
- Ensure timely uploading of cases to the SORMAS platform
- Conduct active case searches in facilities and communities that have been reporting positive cases
- Weekly follow-up calls/emails to the state's surveillance team and MPX treatment facilities.
- Continue IPC mentoring engagements across states
- Continue to provide close-level support to states who have activated the MPX EOC
- Further dissemination of MPX advisories across IPC networks at State and Health facilities

Acute Flaccid Paralysis (AFP)

Week 29

Suspected cases	Confirmed cases	Deaths	Number of States and LGAs affected
75	0	0	State: 26 + FCT LGA: 89

Year to date (week 1 – 29)

Suspected cases		Confirmed cases		Deaths		CFR	
2021	2022	2021	2022	2021	2022	2021	2022
1731	4342	0	0	0	7	0%	0.2%

Figure 13: Number of suspected and confirmed cases of AFP, Nigeria, weeks 1 – 29, 2022

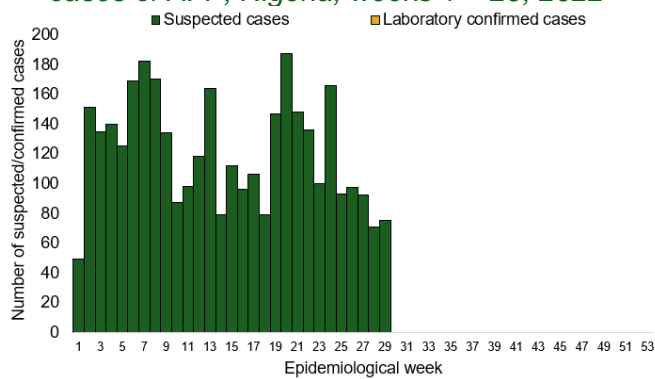
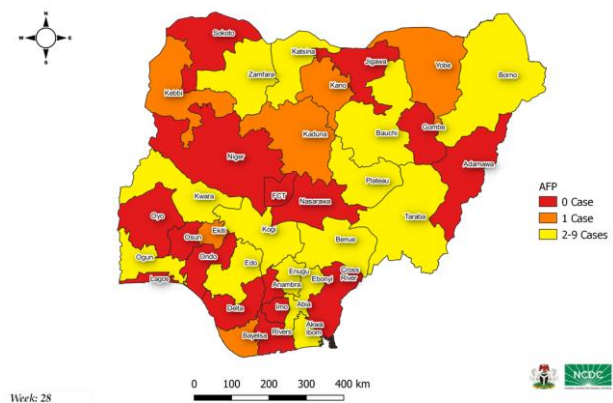


Figure 14: Location of suspected cases of AFP by State, Nigeria, week 29, 2022



Key points

- There were 75 suspected cases of AFP reported from 89 LGAs in 26 states and FCT. None was laboratory confirmed and no death was recorded.

National Influenza Sentinel Surveillance

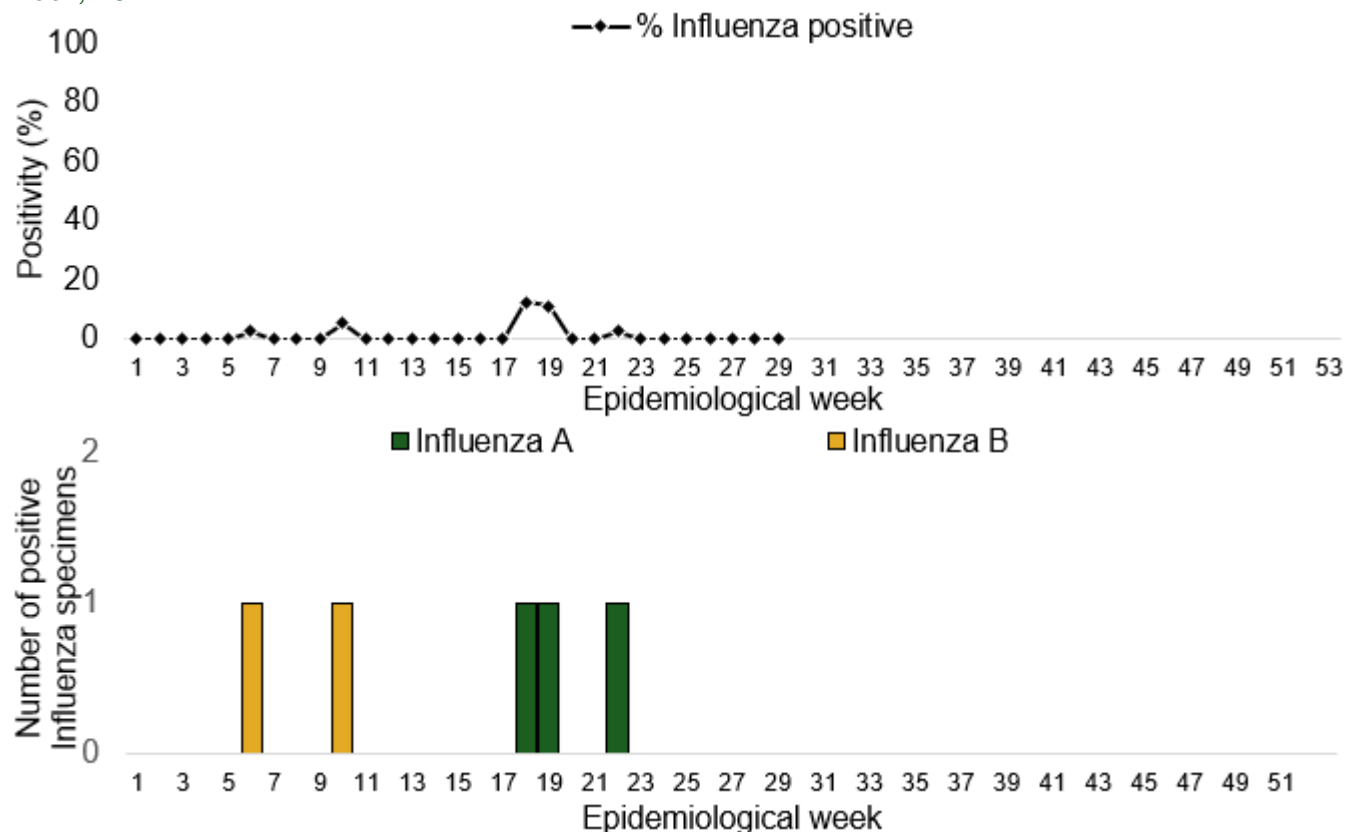
Year to date (week 1 – 29)

Suspected cases	Suspected ILI	Suspected SARI	Total Confirmed Cases	Confirmed cases by type	
				Influenza A	Influenza B
769	545	224	8 (1.2%)	6(75%)	2 (25%)

Week 29

Suspected Cases	Confirmed Cases	Confirmed Case by type	
		Influenza A	Influenza B
5	0	0	0

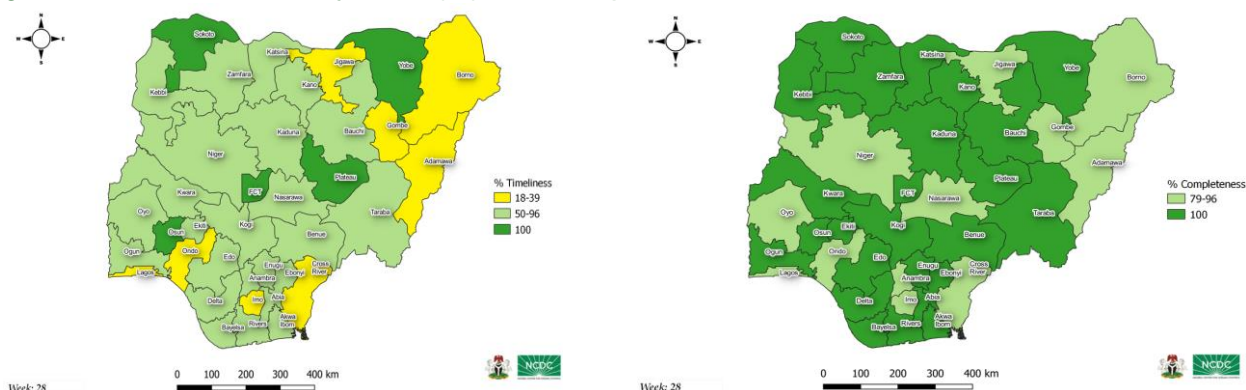
Figure 15: Number of influenza positive specimens by type and percentage positive by epidemiological week, 2022.



Timeliness and Completeness of Reports

Week 29

Figure 18: A – Timeliness by State (%); B – Completeness by State (%), week 29, 2022



Number of reports received on time, late or not received, the percentage timeliness and completeness, in the last 4 weeks and year to date

Nigeria Total Reports	Last 4 Weeks Week 26 – 29	Year to date Week 1 – 29
Reports sent on time	111	777
Reports sent late	13	262
Reports not received	24	34
Timeliness	75.0%	72.4%
Completeness	83.8%	96.8%

States with report(s) not received in 2022 (week 1 – 29)

State	Week(s) report not received
Adamawa	28 & 29
Bauchi	29
Borno	26
Gombe	24, 25, 26, 27, 28 & 29
Imo	23, 24, 25, 26, 27, 28 & 29
Jigawa	23, 25, 26, 27, 28 & 29
Niger	27, 28 & 29
Ondo	22, 23, 25, 26, 27, 28 & 29
River	29

Timeliness and Completeness of Reports by State

Year to date (week 1 – 52)

State	Timeliness (%)	Completeness (%)
Abia	52	100
Adamawa	34	93
Akwa Ibom	83	100
Anambra	62	100
Bauchi	86	97
Bayelsa	93	100
Benue	93	100
Borno	31	97
Cross River	38	100
Delta	90	100
Ebonyi	86	100
Edo	86	100
Ekiti	97	100
Enugu	62	100
FCT	100	100
Gombe	24	79
Imo	17	76
Jigawa	17	79
Kaduna	86	100
Kano	93	100
Katsina	97	100
Kebbi	79	100
Kogi	97	100
Kwara	97	100
Lagos	41	100
Nasarawa	97	100
Niger	59	90
Ogun	93	100
Ondo	28	76
Osun	100	100
Oyo	55	100
Plateau	100	100
Rivers	79	97
Sokoto	100	100
Taraba	69	100
Yobe	100	100
Zamfara	59	100

List of Contributors

