



Weekly Epidemiological Report

Week 41: 7th – 13th October 2019

Highlight of the Week

REVIEWING THE NCDC STRATEGY PLAN TOWARDS A MODEL NATIONAL PUBLIC HEALTH INSTITUTE



In 2017, the Nigeria Centre for Disease Control (NCDC) developed a 2017 – 2021 Strategy Plan. This was to articulate goals that will guide our activities, as we build a model national public health institute. Midway into the implementation of the strategy plan titled “Idea to Reality”, we held a three-day review session from October 21 – 23 2019.

The objectives of the workshop were to:

1. Perform a mid-point review and update the NCDC 2017-2021 strategy
2. Update key stakeholders on the overall progress of the NCDC 2017-2021 strategy implementation
3. Define priority themes and focus areas for NCDC beyond 2021
4. Enhance internal and external stakeholders’ understanding and buy-in of the strategy

Provide an opportunity for partners to provide feedback and harmonise partners’ offerings around the NCDC strategy.

The three-day review process provided an opportunity to highlight activities carried out in the last two years, identify success and challenges to implementation that need to be addressed. More importantly, an extensive period of time was spent to identify and prioritise activities to be carried out in the next three years, that will strengthen our capacity to prevent, detect and respond to infectious disease outbreaks.

Over the last two years, progress has been made in areas such as the passage of the NCDC Bill to an Act, full operationalisation of the NCDC National Reference Laboratory, development of genetic sequencing capacity, establishment of state Public Health Emergency Operations Centres, implementation of the Joint External Evaluation of International Health Regulations and several others.

Although progress has been delayed in other areas, the workshop provided an opportunity to brainstorm on challenges and identify approaches to overcome these.

In addition to NCDC staff from our three campuses, the workshop had representatives from the World Health Organisation, ECOWAS Regional Centre for Surveillance and Disease Control; Federal Ministry of Defence; US Centres for Disease Control, Public Health England; African Field Epidemiology Network and E-Health Africa.

The revised plan will also be made available to the public, in line with our mandate to keep Nigerians informed on activities to ensure national health security. .

We remain grateful to the Bill and Melinda Gates Foundation for funding this critical aspect of our work, and the Tony Blair Institute for Global Change for supporting the development and implementation of the NCDC Strategy Plan.

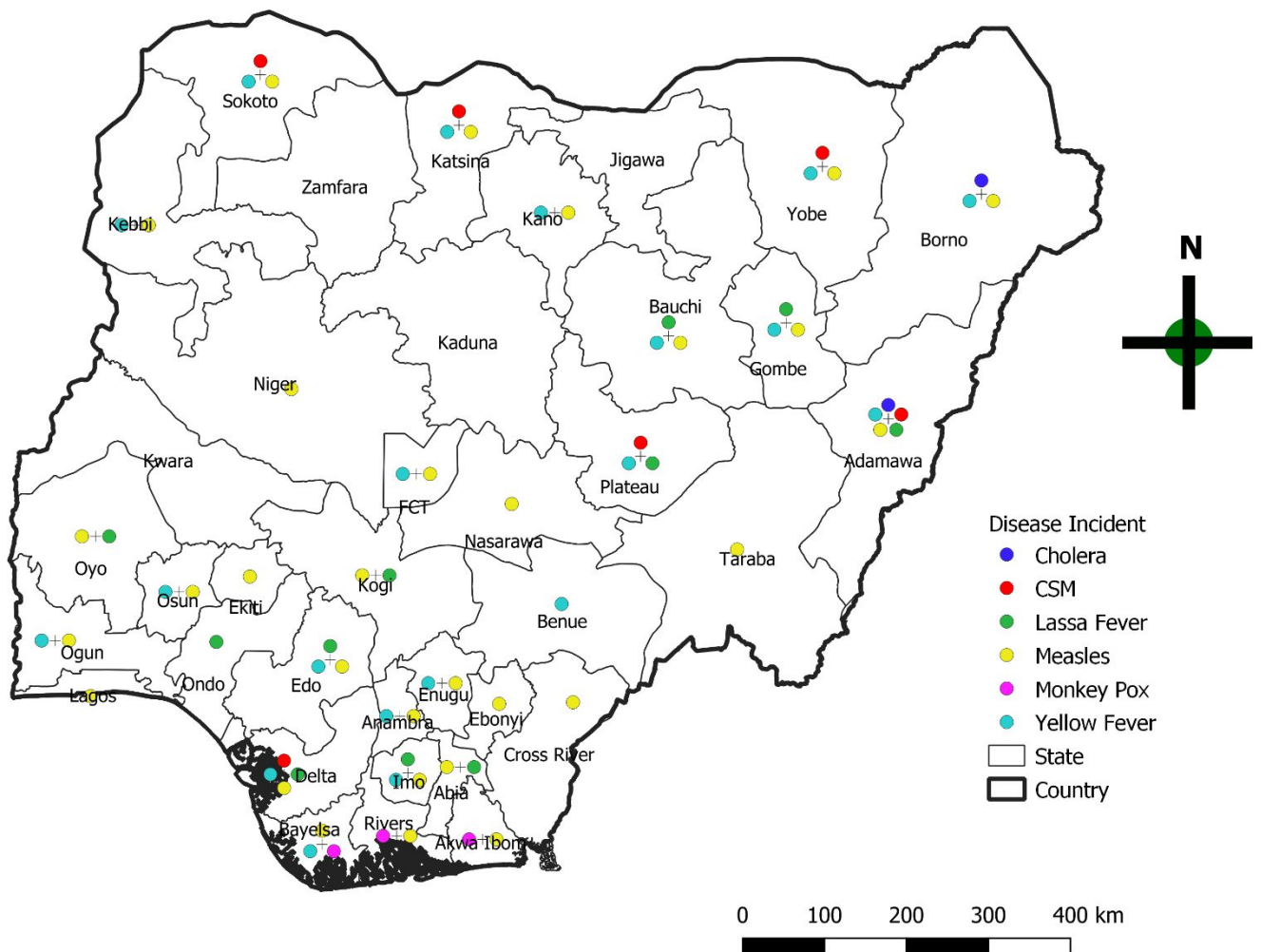
Summary of Incidents

Ongoing incidents

0

Ongoing Incidents are defined as confirmed cases where a national EOC or equivalent has been activated

Other incidents are those confirmed cases for which EOC is not activated



Summary

Week 41: 7th – 13th October 2019

Lassa Fever _{1,2}	Cerebrospinal Meningitis (CSM) _{3,4}	Yellow Fever _{3,4}
87 Suspected cases	26 Suspected cases	98 Suspected cases
5 Confirmed case(s)	0 Confirmed cases	10 Confirmed cases
0 Death(s)	0 Death(s)	2 Death(s)
Cholera _{3,4}	Measles _{3,4}	Monkeypox _{1,4}
15 Suspected cases	272 Suspected cases	13 Suspected case(s)
7 Confirmed cases	0 Confirmed cases	3 Confirmed cases
0 Death(s)	0 Death(s)	0 Death(s)
Acute Flaccid Paralysis (AFP) _{3,4}	National Sentinel influenza surveillance ₅	
110 Suspected cases	0 Suspected cases	
0 Confirmed Polio	0 Confirmed cases	

Timeliness of reports ₃	Completeness of reports ₃
88.5% Last 4 weeks	97.3% Last 4 weeks
89% Year to date	100% Year to date

Notes

- Information for this disease was retrieved from the Technical Working Group and Situation Reports
- Case Fatality Rate (CFR) for this disease is reported for confirmed cases only

3. Information for this disease was retrieved from IDSR 002 data
4. CFR for this disease is reported for total cases i.e. suspected + confirmed
5. Information for sentinel influenza was retrieved from the laboratory

Lassa Fever

Week 41

Suspected cases	Confirmed cases	Deaths	Number of States and LGAs affected
87	5	0	State: 10 LGA: 12

Year to date (week 1 – 41)

Suspected cases		Confirmed cases		Deaths		CFR	
2018	2019	2018	2019	2018	2019	2018	2019
2706	4099	536	726	137	154	25.6%	21.2%

Figure 1: Number of suspected and confirmed cases of Lassa Fever, Nigeria, Week 1 – 41, 2019

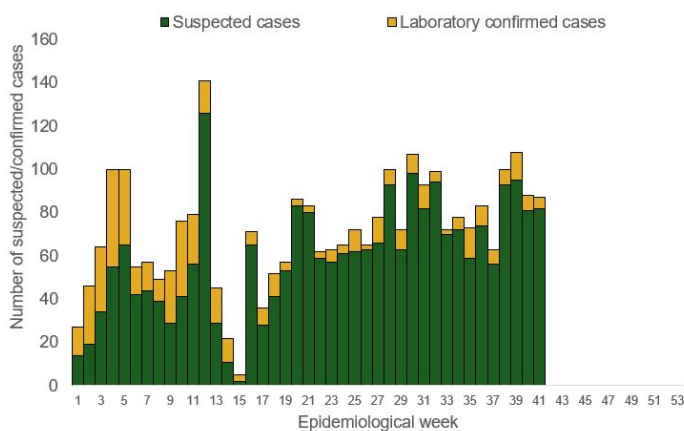
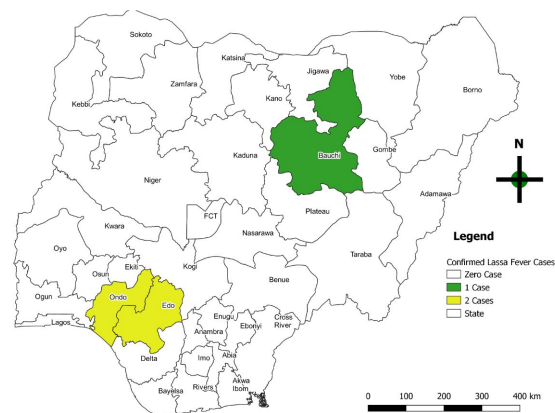


Figure 2: Location of **confirmed** cases of Lassa Fever by state, Nigeria, week 41, 2019



Key points

- There were 87 suspected cases of Lassa Fever (LF) reported from 12 LGAs in 10 states (Edo – 55, Ondo – 13, Bauchi – 4, Plateau – 3, Adamawa – 1, Gombe – 1, Delta – 5, Oyo – 1, Lagos – 1 & Abia - 3). There were five confirmed cases and no death was recorded

Actions

To date:

- National Lassa Fever (LF) multi-partner, multi-sectoral Technical Working Group (TWG) continues to coordinate the response activities at all levels
- Lassa Fever treatment centres assessment visits to Bauchi, Taraba and Plateau states
- Implementation of targeted risk communication and enhanced surveillance activities in affected states

Planned:

- Conduct a meeting to finalise LF psychosocial guideline in November, 2019
- Review LF case management and surveillance tools and SOPs in November, 2019

- Implement rodent control measures in hotspot LGAs (Phase 2)

Cerebrospinal Meningitis (CSM)

Week 41

Suspected cases	Confirmed cases	Deaths	Number of States and LGAs affected
26	0	0	State: 6 LGA: 10

Year to date (week 1 – 41)

Suspected cases		Confirmed cases		Deaths		CFR	
2018	2019	2018	2019	2018	2019	2018	2019
4357	1898	318	122	358	101	8.2%	5.3%

Figure 3: Number of suspected and confirmed cases of CSM, Nigeria, week 1 – 41, 2019

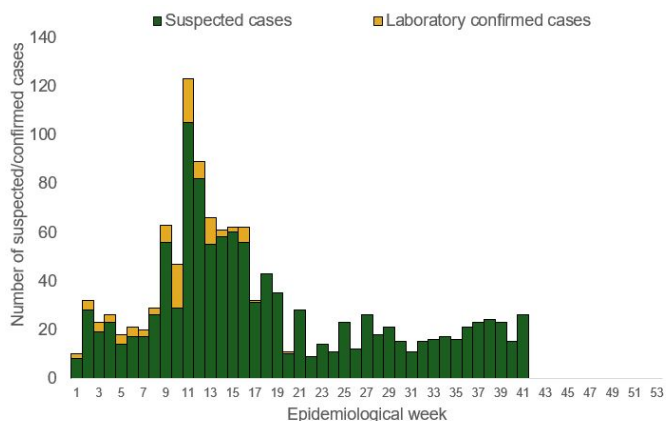
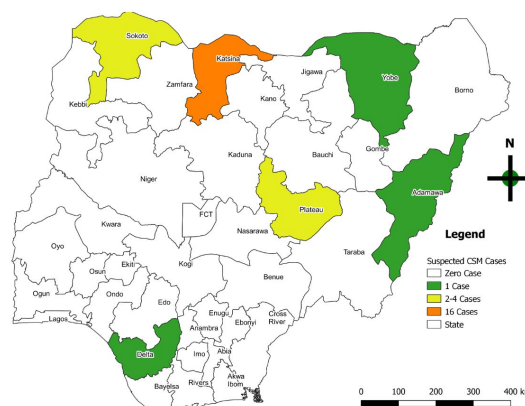


Figure 4: Location of suspected cases of CSM by State, Nigeria, week 41, 2019



Key points

There were 26 suspected cases of Cerebrospinal Meningitis (CSM) reported from ten LGAs in six states (Adamawa – 1, Delta – 1, Katsina – 16, Plateau – 4, Sokoto – 3 & Yobe – 1). None was laboratory confirmed and no death was recorded

Actions

To date:

- The national CSM TWG meets weekly to review reports from states and plan appropriately

Planned:

- Continue harmonisation of the national line list and SORMAS data
- Conduct After Action Review
- Establish a mechanism for getting weekly feedback from states

Yellow Fever

Week 41

Suspected cases	Confirmed cases	Deaths	Number of States and LGAs affected
98	10	2	State: 19 + FCT LGA: 71

Year to date (week 1 – 41)

Suspected cases		Confirmed cases		Deaths		CFR	
2018	2019	2018	2019	2018	2019	2018	2019
2155	2870	7	86	1	87	0%	3%

Figure 5: Number of suspected and confirmed cases of Yellow Fever, Nigeria, week 1 – 41, 2019

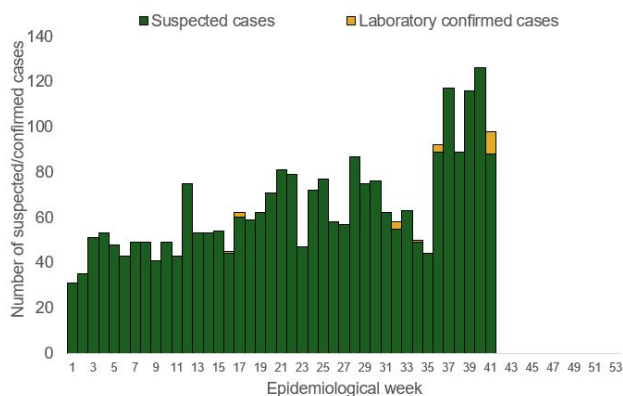
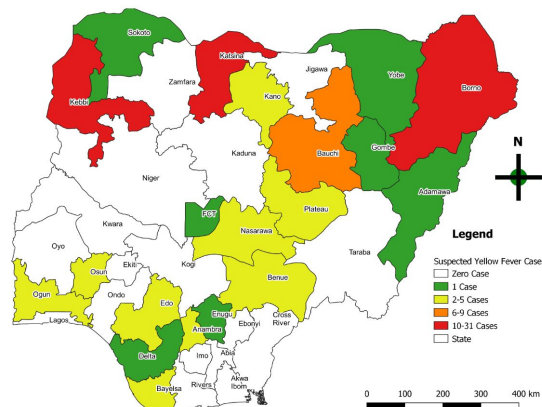


Figure 6: Location of suspected cases of Yellow Fever by State, Nigeria, week 41, 2019



Key points

There were 98 suspected cases of Yellow Fever (YF) reported from 71 LGAs in 19 states and FCT. There were ten laboratory confirmed cases and one death was recorded

Actions

To date:

- The multiagency Yellow Fever (YF) Incident Management System (IMS) has been de-activated to YF Technical Working Group to continue with the coordination of the response activities
- Following up with the new states with confirmed cases (Taraba and Plateau states)
- The NRL has commenced YF data entering in the YF database

Planned:

- Continue off-site support to all affected states
- Follow up with NPHCDA on the pre-implementation plans for yellow fever preventive/reactive mass vaccination campaigns in the implementing LGAs/states
- Scale up risk communication activities

Cholera

Week 41

Suspected cases	Confirmed cases	Deaths	Number of States and LGAs affected
15	7	0	State: 2 LGA: 3

Year to date (week 1 – 41)

Suspected cases		Confirmed cases		Deaths		CFR	
2018	2019	2018	2019	2018	2019	2018	2019
47643	2548	854	298	1074	38	2.3%	1.5%

Figure 7: Number of suspected and confirmed cases of Cholera, Nigeria, week 1 – 41, 2019

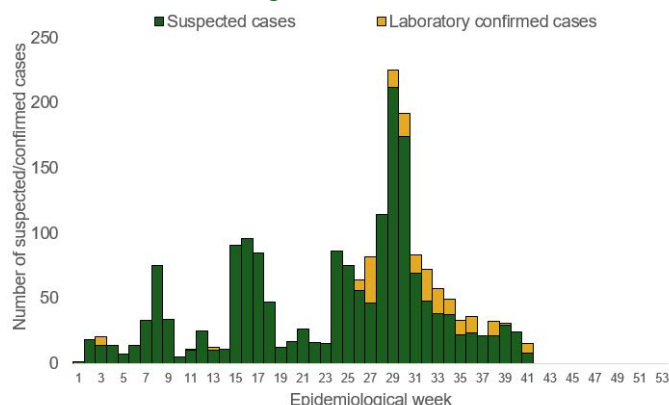
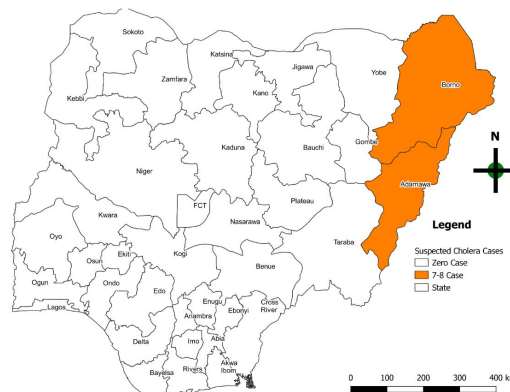


Figure 8: Location of suspected cases of Cholera by State, Nigeria, week 41, 2019



Key points

There were 15 suspected cases of Cholera reported from three LGAs in two states (Adamawa – 7 & Borno – 8). There were seven laboratory confirmed cases and no death was recorded

Actions

To date:

- National cholera multisectoral Technical Working Group (TWG) is monitoring all states and supporting already affected states
- Adamawa state EOC continues to coordinate response activities with support from partners
- NCDC in collaboration with John Hopkins University hosted a regional workshop on cholera genomic sequencing at the National Reference Laboratory, Gaduwa, Abuja from 7th – 15th October 2019

Planned:

- Follow up with states with active outbreak and monitor non-reporting states
- Participate in the activities of the World Toilet day and world Sanitation day led by the ministries of Environment and Water resources respectively

Measles

Week 41

Suspected cases	Confirmed cases	Deaths	Number of States and LGAs affected
272	0	0	State: 27 + FCT LGA: 118

Year to date (week 1 – 41)

Suspected cases		Confirmed cases		Deaths		CFR	
2018	2019	2018	2019	2018	2019	2018	2019
14866	56038	0	2236	3	275	0.02%	0.5%

Figure 11: Number of suspected and confirmed cases of Measles, Nigeria, week 1 – 41, 2019

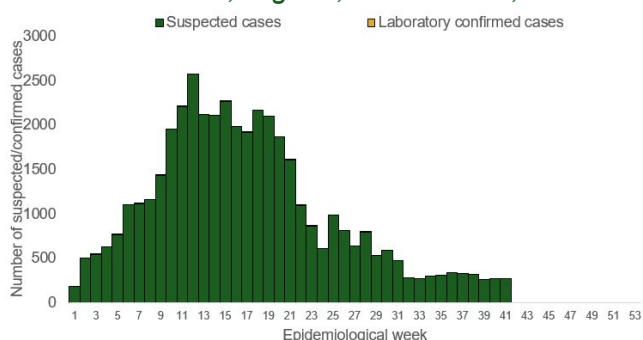
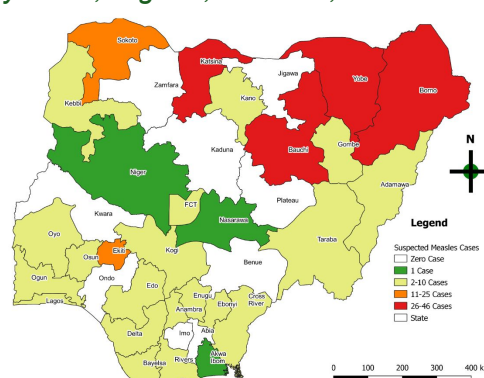


Figure 12: Location of suspected cases of Measles by State, Nigeria, week 41, 2019



Key points

- There were 272 suspected cases of measles reported from 118 LGAs in 27 states and FCT. None was laboratory confirmed and no death was recorded

Actions To date

- The Measles TWG is closely monitoring surveillance data and response activities across the country
- The TWG is working closely with NPHCDA towards measles Supplemental Immunization Activity in Nigeria

Planned:

- Continue the review of measles surveillance data across the country

- Submit final draft of the measles guideline for editing
- Plan for review of Measles preparedness and response guideline in collaboration with NPHCDA and partners

Monkeypox

Week 41

Suspected cases	Confirmed cases	Deaths	Number of States and LGAs affected
13	3	0	State: 3 LGA: 4

Year to date (week 1 – 41)

Suspected cases		Confirmed cases		Deaths		CFR	
2018	2019	2018	2019	2018	2019	2018	2019
94	96	41	43	1	2	1.1%	2.1%

Figure 13: Number of suspected and confirmed cases of Monkeypox, Nigeria, week 1–41, 2019

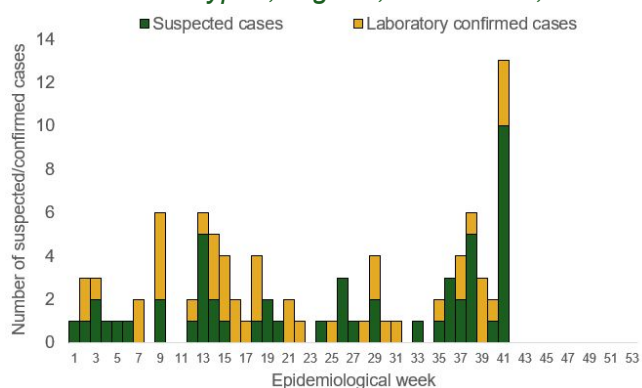
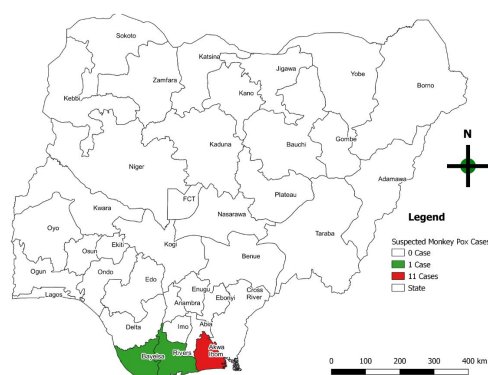


Figure 14: Location of suspected cases of Monkeypox by State, Nigeria, week 41, 2019



Key points

- There were thirteen suspected cases of monkeypox reported from four LGAs in three states (Akwa Ibom – 11, Rivers – 1 & Bayelsa - 1). There were three confirmed cases and no death was recorded
- One new health care worker was infected this week

Actions

To date:

- Rapid Response Team deployed to Akwa Ibom state to support surveillance and response activities
- Surveillance has been enhanced in all affected states

Planned

- Conduct regional monkeypox surveillance training in South East, South West and North Central in October and November 2019
- Disseminate reviewed Case Information Forms (CIF) to all states

Acute Flaccid Paralysis (AFP)

Week 41

Suspected cases	Confirmed cases	Deaths	Number of States and LGAs affected
110	0	0	State: 26 + FCT LGA: 96

Year to date (week 1 – 41)

Suspected cases		Confirmed cases		Deaths		CFR	
2018	2019	2018	2019	2018	2019	2018	2019
6881	5164	0	0	0	0	0%	0%

Figure 15: Number of suspected and confirmed cases of AFP, Nigeria, week 1– 41, 2019

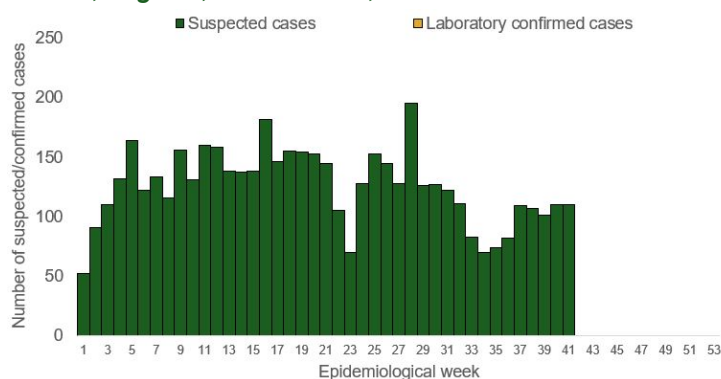
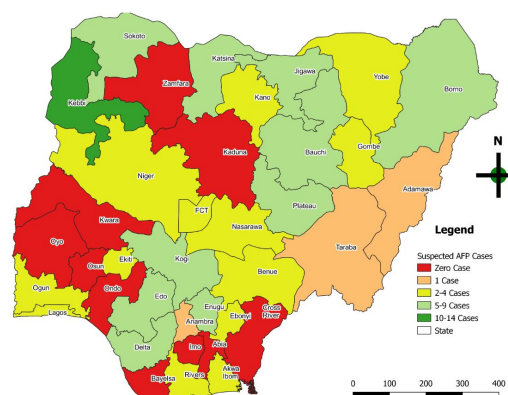


Figure 16: Location of suspected cases of AFP by State, Nigeria, week 41, 2019



Key points

- There were 110 suspected cases of AFP reported from 96 LGAs in 26 states and FCT. None was laboratory confirmed and no death was recorded

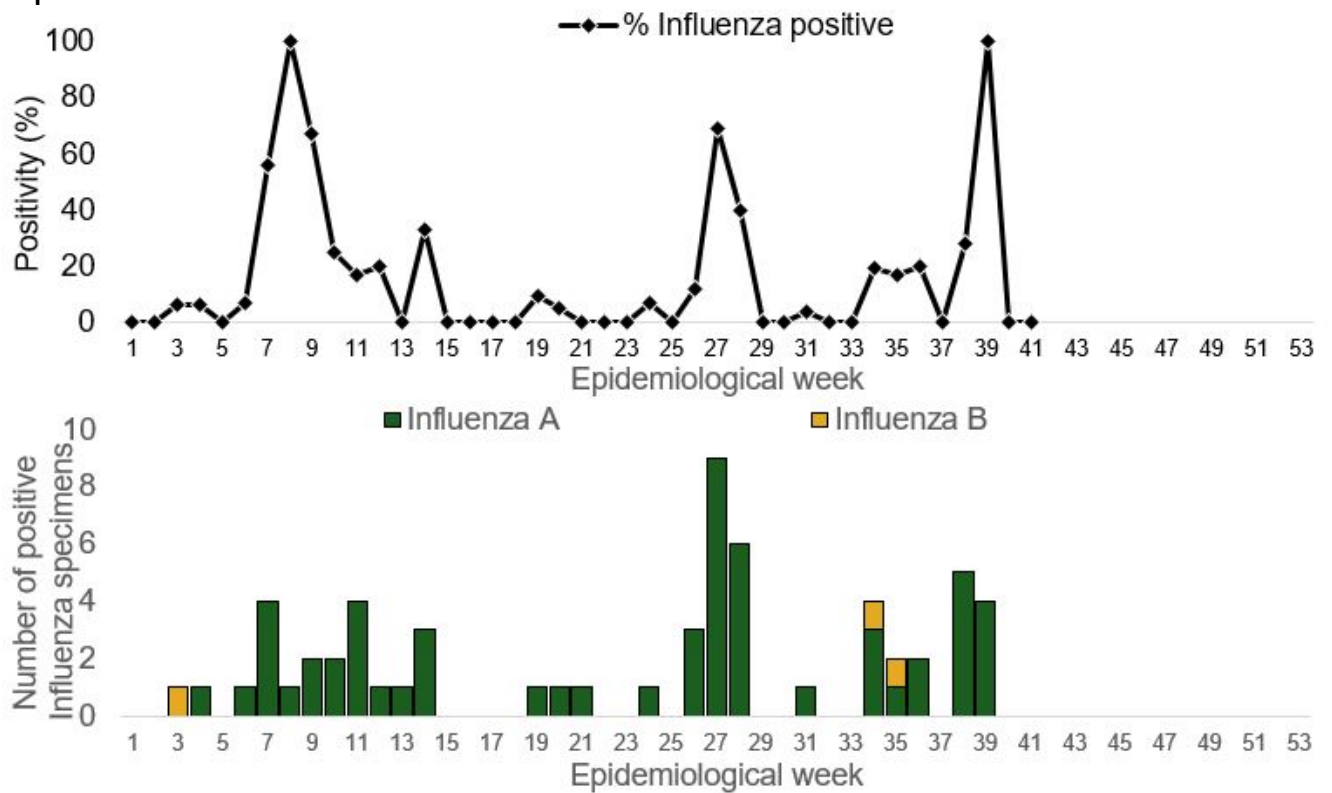
National Influenza Sentinel Surveillance

Year to date (week 1 – 41)

	Suspected cases	Suspected ILI	Suspected SARI
Number (Percentage)	463	425(91.8%)	41(8.2%)

	Confirmed cases		Confirmed ILI		Confirmed SARI	
	Influenz a A	Influenz a B	Influenz a A	Influenz a B	Influenz a A	Influenz a B
Number	61	5	56	5	5	0
Positivity (%)	13.2%	1.1%	13.2%	1.2%	12.2%	0%

Figure 17: Number of influenza positive specimens by type and percent positive by epidemiological week, 2019



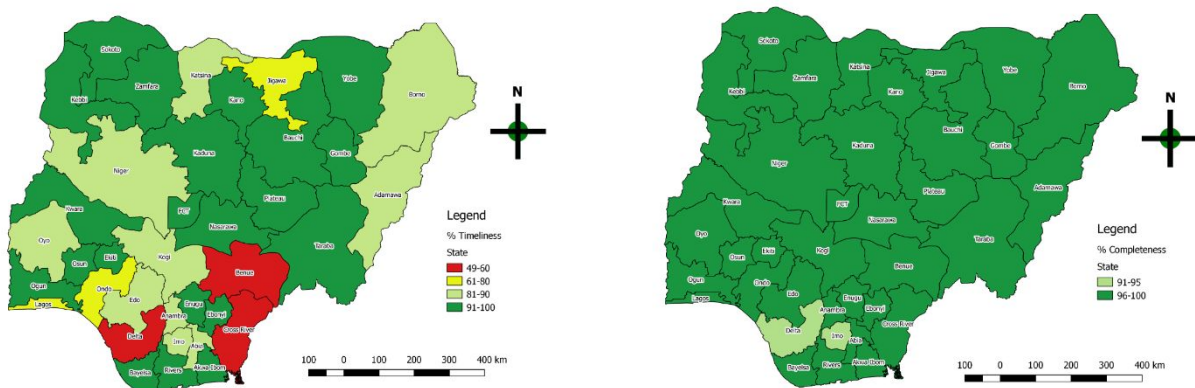
Key points

There were 67 processed samples positive for influenza, with 61 for influenza A, 5 for influenza B and 1 for influenza A & B

Timeliness and Completeness of Reports

Last 4 weeks (week 38 - 41, 2019)

Figure 18: A – Timeliness by State (%); B – Completeness by State (%), week 38 – 41, 2019



Number of reports received on time, late or not received, the percentage timeliness and completeness, in the last 4 weeks and year to date

Nigeria Total Reports	Last 4 weeks	Year to date
	Week 38– 41	Week 1- 41
Reports sent on time	131	1348
Reports sent late	13	163
Reports not received	4	6
Timeliness	88.5%	89%
Completeness	97.3%	100%

States with reports not received in 2019 (week 1 – 41)

State	Week(s) report not received
Abia	41
Delta	10, 12
Imo	40, 41
Ondo	41

Timeliness and Completeness of Reports by State

Year to date (week 1 – 41)

State	Timeliness (%)	Completeness (%)
Abia	85	98
Adamawa	90	100
Akwa Ibom	95	100
Anambra	83	100
Bauchi	93	100
Bayelsa	100	100
Benue	59	100
Borno	90	100
Cross River	49	100
Delta	54	95
Ebonyi	98	100
Edo	88	100
Ekiti	100	100
Enugu	93	100
FCT	100	100
Gombe	93	100

Imo	85	95
Jigawa	78	100
Kaduna	93	100
Kano	100	100
Katsina	88	100
Kebbi	95	100
Kogi	90	100
Kwara	95	100
Lagos	78	100
Nasarawa	95	100
Niger	90	100
Ogun	95	100
Ondo	73	98
Osun	100	100
Oyo	88	100
Plateau	93	100
Rivers	93	100
Sokoto	100	100
Taraba	95	100
Yobe	100	100
Zamfara	95	100