



# Lassa fever Situation Report

Epi Week 35: 29 August – 4 September 2022

## Key Points

**Table 1: Summary of current week (35), cumulative from Epi week 1–35, 2022 and comparison with previous year (2021)**

Reporting Period	Suspected cases	Confirmed cases	Probable cases	Deaths (Confirmed cases)	Case Fatality Ratio (CFR)	States and LGAs affected (Confirmed cases)
Current week (week 35)	76	10	0	1	10.0%	State(s): 3 LGA(s): 5
2022 Cumulative (week 35)	6547	909	37	170	18.7%	State(s): 25 LGA(s): 101
2021 Cumulative (week 35)	2946	365	3	83	22.7%	State(s): 14 LGA(s): 60

## Highlights

- In week 35, the number of new confirmed cases increased from 5 in week 34, 2022 to 10 cases. These were reported from Ondo, Edo and Nasarawa States (Table 3)
- Cumulatively from week 1 to week 35, 2022, 170 deaths have been reported with a case fatality rate (CFR) of 18.7% which is lower than the CFR for the same period in 2021 (22.7%)
- In total for 2022, 25 States have recorded at least one confirmed case across 101 Local Government Areas (Figures 2 and 3)
- Of all confirmed cases, 70% are from Ondo (31%), Edo (26%), and Bauchi (13%) States.
- The predominant age group affected is 21-30 years (Range: 0 to 90 years, Median Age: 30 years). The male-to-female ratio for confirmed cases is 1:0.8 (Figure 4)
- The number of suspected cases has increased compared to that reported for the same period in 2021
- No new Healthcare worker affected in the reporting week 35
- National Lassa fever multi-partner, multi-sectoral Technical Working Group (TWG) continues to coordinate the response activities at all levels

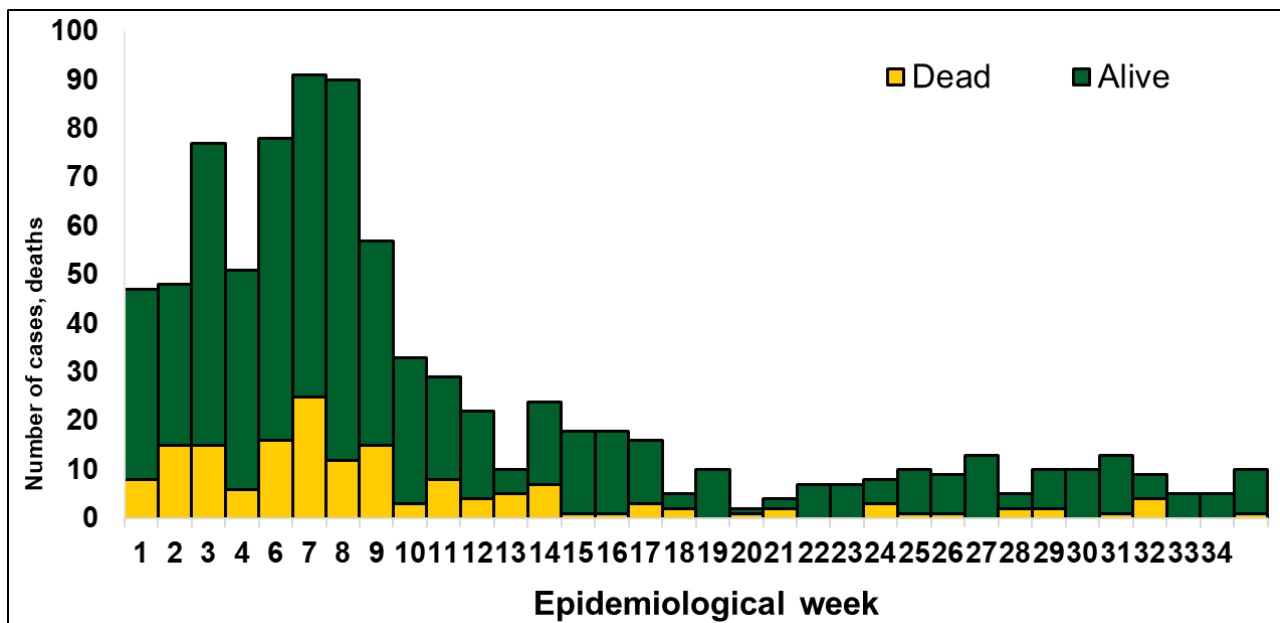


Figure 1. Confirmed Lassa fever cases epidemiological week 1-35, 2022

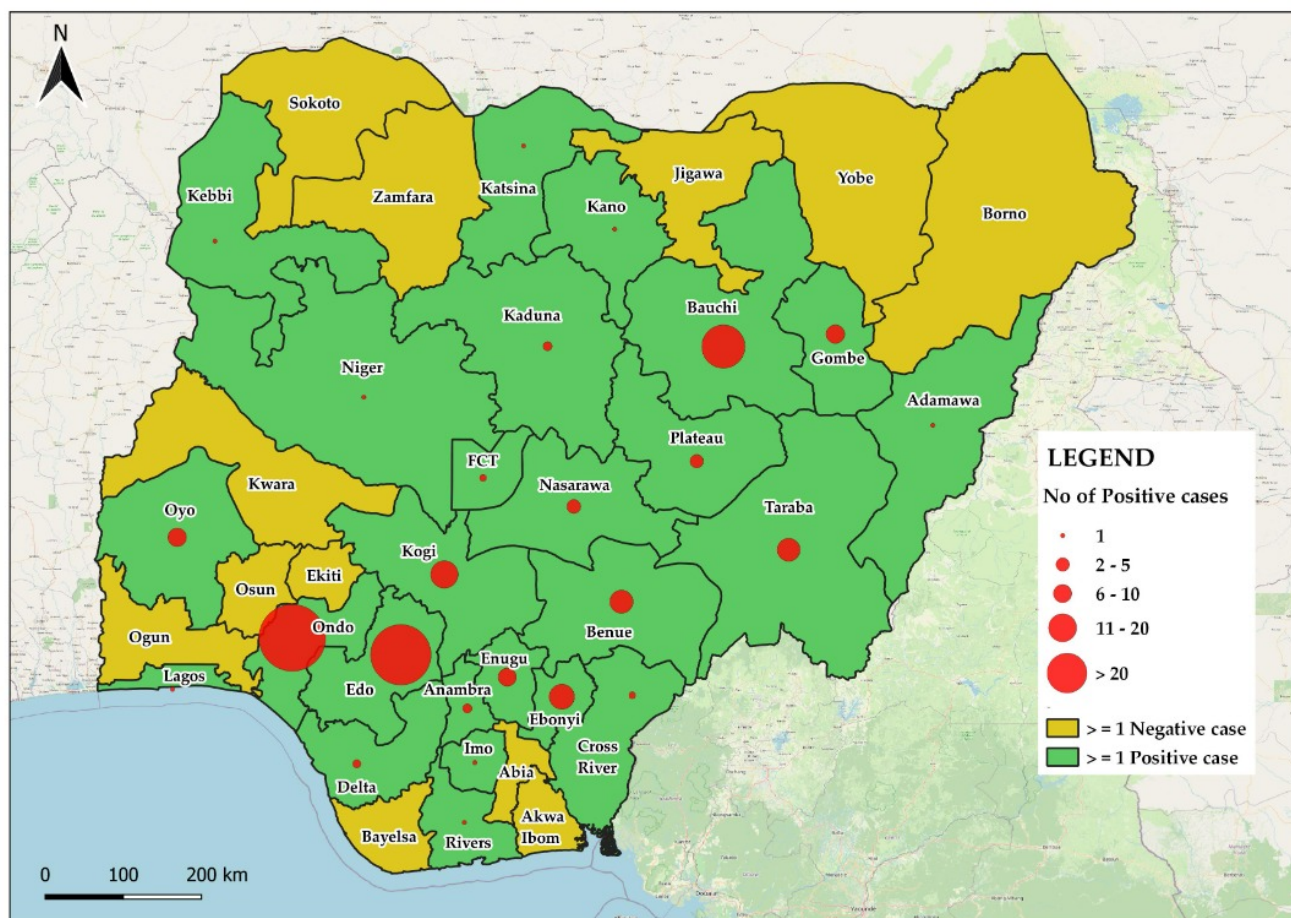


Figure 2. Confirmed Lassa fever cases by States in Nigeria, week 35, 2022

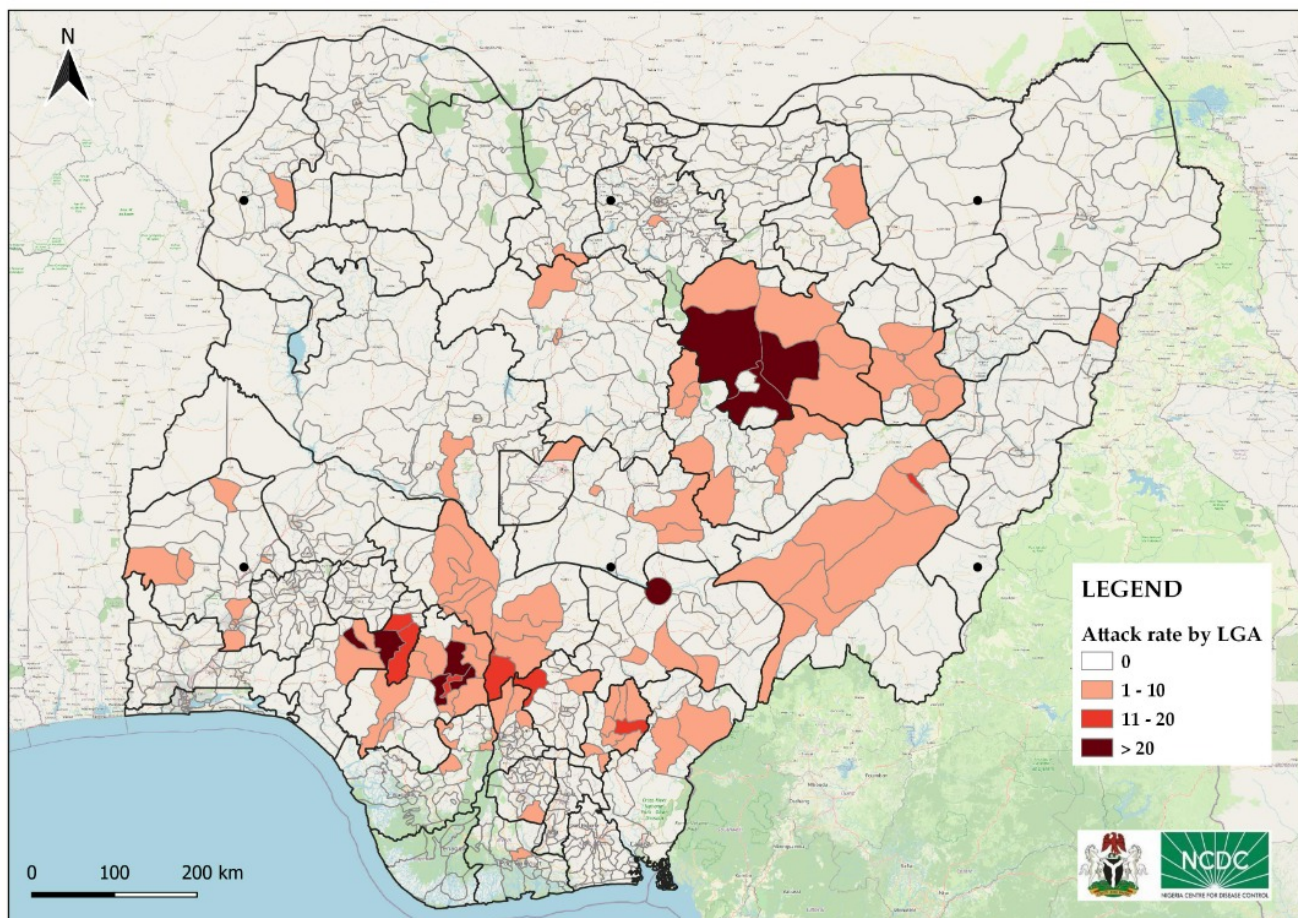


Figure 3. Confirmed Lassa fever rate per 100,000 population for LGAs in Nigeria, week 35, 2022

Table 2: Key indicators for current week 2022 and trend compared to previous week, Nigeria

Symptomatic contacts	Number for current week	Trend from previous week	Cumulative number for 2022
Probable cases	0	↔ ↔	37
Health Care Worker affected	0	↔ ↔	54
Cases managed at the treatment centres	10	↔	837
<b>Contact tracing</b>			
Cumulative contact listed	0	↔ ↔	3424
Contacts under follow up	17	↔	17
Contacts completed follow up	6	↔	3347
Symptomatic contacts	0	↔ ↔	101
Positive contacts	0	↔ ↔	49
Contacts lost to follow up	0	↔ ↔	11

**Key**

- ↑ Increase
- ↓ Decrease
- ↔ No difference

Table 3. Weekly and Cumulative number of suspected and confirmed cases for 2022

States	Current week: (Week 35)					Cumulative (Week 1 - 35)					
	Cases				Deaths (Confirmed Cases)	Cases				Deaths (Confirmed Cases)	
	Suspected	Confirmed	Trend	Probable HCW *		Suspected	Confirmed	Probable	HCW *		
1 Ondo	16	5	▲		1	1269	285		11	51	
2 Edo	41	4	▲			2501	237		3	29	
3 Bauchi	3					800	118		26	12	
4 Kogi						135	48			8	
5 Ebonyi						253	41	1	3	19	
6 Benue	2					266	35	2	3	8	
7 Taraba						98	34	3	1	14	
8 Gombe	3					244	24	8	2	8	
9 Oyo						116	21	14	4	4	
10 Enugu						95	21		1	3	
11 Nasarawa	3	1	▲			98	12	5		6	
12 Plateau	2					77	10				
13 Anambra						26	4			1	
14 Kaduna	1					93	4	3	1	3	
15 Delta						74	3				
16 FCT						57	2				
17 Cross River						13	2			1	
18 Imo						55	1				
19 Adamawa						16	1				
20 Niger						12	1				
21 Kebbi						5	1				
22 Lagos						39	1			1	
23 Kano						37	1			1	
24 Katsina						17	1			1	
25 Rivers						7	1				
26 Zamfara						5					
27 Sokoto						2					
28 Akwa Ibom						8					
29 Osun						8		1			
30 Yobe	1					28					
31 Ekiti						2					
32 Abia						20					
33 Borno	3					18					
34 Bayelsa						8					
35 Jigawa						9					
36 Ogun	1					18					
37 Kwara						14					
<b>Total</b>	<b>76</b>	<b>10</b>	<b>▲</b>	<b>0</b>	<b>0</b>	<b>1</b>	<b>6543</b>	<b>909</b>	<b>37</b>	<b>55</b>	<b>170</b>

Key	
▼	Decrease
▲	Increase

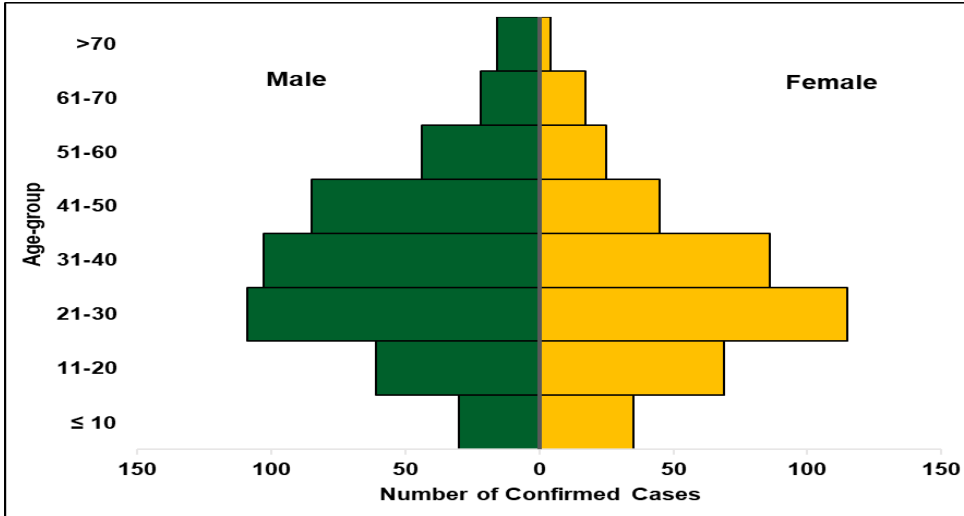


Figure 4. Age and sex pyramid showing the number of confirmed Lassa fever cases for 2022

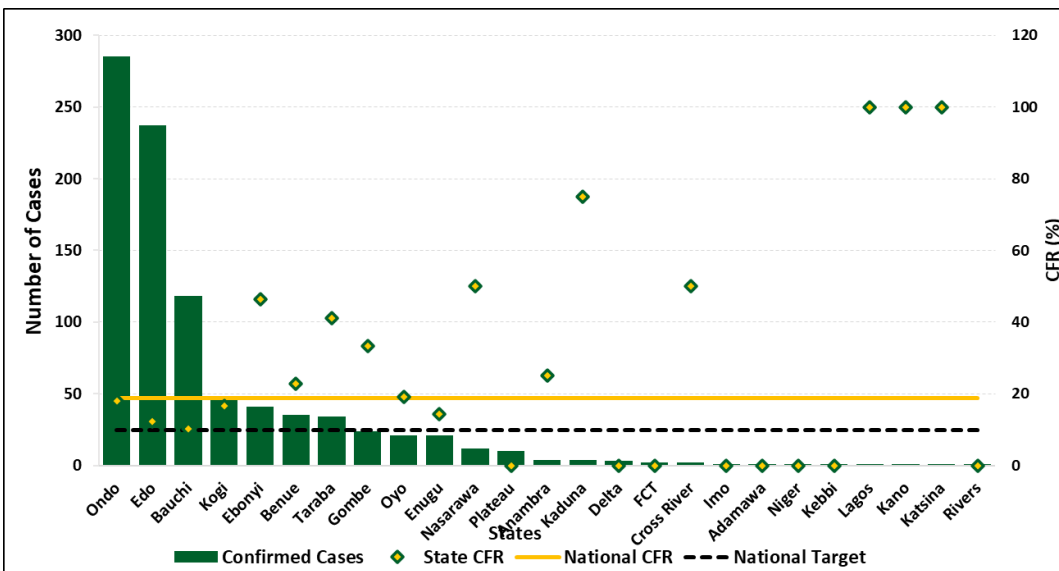


Figure 5: Number of confirmed cases with case fatality rate (CFR) by state week 35, 2022

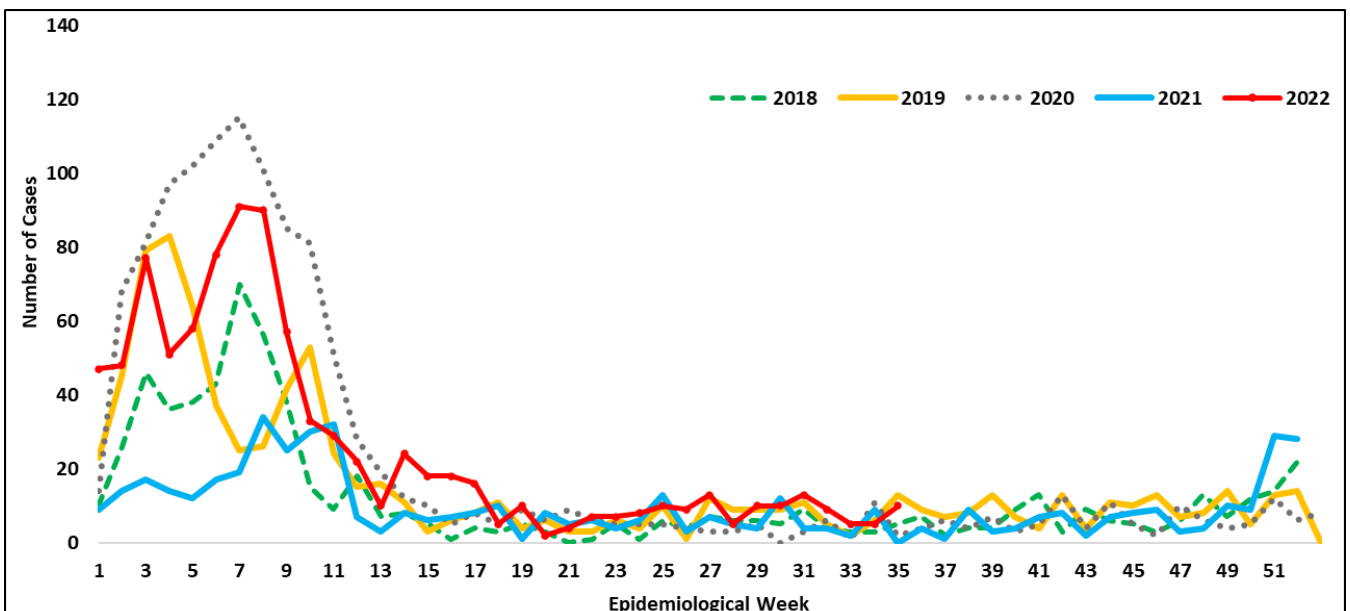


Figure 6: Trend of confirmed cases by epidemiological week, 2018– 2022, Nigeria

## Response activities

- Lassa fever alert letters sent to States at the onset of outbreak
- Lassa fever preparedness assessment carried out for 36 States and FCT at the onset of the outbreak
- The 2022 National Emergency Operations Centre response mode was activated in January 2022 and de-escalated in May 2022
- Lassa fever TWG continues to provide effective multi-sectoral, multi-disciplinary coordination of Lassa fever response
- State Public Health Emergency Operations Centre activated in affected States
- The Eight Lassa fever molecular laboratories in the NCDC network are working full capacity to ensure that all samples are tested, and results provided within the shortest turnaround time
- Confirmed cases are treated at designated treatment centres across the states
- Dissemination of reviewed case management and safe burial practices guidelines
- Dissemination of reviewed Infection Prevention and Control (IPC) guideline and health facility IPC advisory
- Risk communications and community engagement activities have been scaled up across states using television, radio, print, social media and other strategies
- Implementation of Lassa fever environmental response campaign in high burden states by Federal Ministry of Environment
- Distribution of medical response commodities to states and treatment centre
- Engagement of adhoc data clerks to upload case management data on SORMAS
- Deployment of National Rapid Respond Teams (NRRT) deployment to Nasarawa, FCT, Edo, Ondo, Bauchi, Ebonyi, Oyo, Taraba, and Benue
- Coordinated sub-national Lassa fever surveillance and response intensive workshop
- Supported Federal Ministry of Health and ISTH Irrua, Edo State on training of health care workers for clinical management of Lassa fever
- Implementation of Nigeria Lassa fever epidemiological Study supported by CEPI
- Implementation of human centred design risk communication activities in most affected States

## Notes on this report

### Data Source

Information for this disease was case based data retrieved from the National Lassa fever Emergency Operations Centre.

### Case definitions

- **Suspected case:** any individual presenting with one or more of the following: malaise, fever, headache, sore throat, cough, nausea, vomiting, diarrhoea, myalgia, chest pain, hearing loss and either a. History of contact with excreta or urine of rodents b. History of contact with a probable or confirmed Lassa fever case within a period of 21 days of onset of symptoms OR Any person with inexplicable bleeding/hemorrhagia.
- **Confirmed case:** any suspected case with laboratory confirmation (positive IgM antibody, PCR or virus isolation)
- **Probable case:** any suspected case (see definition above) who died or absconded without collection of specimen for laboratory testing
- **Contact:** Anyone who has been exposed to an infected person, or to an infected person's secretions, excretions, or tissues within three weeks of last contact with a confirmed or probable case of Lassa

### Calculations

- Case Fatality Rate (CFR) for this disease is reported for confirmed cases only

**VIRAL HAEMORRHAGIC FEVER QUICK REFERENCE GUIDE**

For social mobilization [https://ncdc.gov.ng/themes/common/docs/vhfs/83\\_1517222929.pdf](https://ncdc.gov.ng/themes/common/docs/vhfs/83_1517222929.pdf)

For LGA Rapid Response Team [https://ncdc.gov.ng/themes/common/docs/vhfs/82\\_1517222811.pdf](https://ncdc.gov.ng/themes/common/docs/vhfs/82_1517222811.pdf)

Healthcare worker laboratory [https://ncdc.gov.ng/themes/common/docs/vhfs/81\\_1517222763.pdf](https://ncdc.gov.ng/themes/common/docs/vhfs/81_1517222763.pdf)

For healthcare workers [https://ncdc.gov.ng/themes/common/docs/vhfs/80\\_1517222586.pdf](https://ncdc.gov.ng/themes/common/docs/vhfs/80_1517222586.pdf)

For community informant [https://ncdc.gov.ng/themes/common/docs/vhfs/79\\_1517222512.pdf](https://ncdc.gov.ng/themes/common/docs/vhfs/79_1517222512.pdf)

**NATIONAL GUIDELINES FOR LASSA FEVER CASE MANAGEMENT**

[https://ncdc.gov.ng/themes/common/docs/protocols/92\\_1547068532.pdf](https://ncdc.gov.ng/themes/common/docs/protocols/92_1547068532.pdf)

**VIRAL HAEMORRHAGIC FEVER AND RESPONSE PLAN**

[https://ncdc.gov.ng/themes/common/docs/protocols/24\\_1502192155.pdf](https://ncdc.gov.ng/themes/common/docs/protocols/24_1502192155.pdf)

**NATIONAL GUIDELINE FOR INFECTION, PREVENTION AND CONTROL FOR VIRAL HAEMORRHAGIC FEVER**

[https://ncdc.gov.ng/themes/common/docs/protocols/24\\_1502192155.pdf](https://ncdc.gov.ng/themes/common/docs/protocols/24_1502192155.pdf)

**INFROMATION RESOURCE**

Nigeria Centre for Disease Control: [www.ncdc.gov.ng](http://www.ncdc.gov.ng)