



Lassa fever Situation Report

Epi Week 06: 03 – 09 February 2020

Key points

Table 1: Summary of current week (06) indicators

Suspected cases	Confirmed cases	Probable case(s)	Deaths (Confirmed cases)	Case Fatality Rate (CFR)	States and LGAs affected (Confirmed cases)
482	109	1	8	9.2%	State(s): 19 LGA(s): 43

Table 2: Cumulative summary from Epi week 01–06, 2020

Suspected cases	Confirmed cases	Probable cases	Deaths (Confirmed cases)	Case Fatality Rate (CFR)	States and LGAs affected (Confirmed cases)
1708	472	4	70	14.8%	State(s): 26 LGA(s): 92

Highlights

- In week 06, the number of new confirmed cases increased from 104 cases in week 05, 2020 to 109 cases. These were reported from 19 states (Ondo, Edo, Ebonyi, Kano, Kogi, Kaduna, Delta, Taraba, Plateau, Bauchi, Enugu, Kebbi, Nasarawa, Rivers, Katsina, Benue, Adamawa, Sokoto and Oyo) (Table 4).
- Cumulatively from week 1 to week 06, 2020, 70 deaths have been reported with a case fatality rate (CFR) of 14.8% which is lower than the CFR for the same period in 2019 (18.7%).
- In total for 2020, 26 states have recorded at least one confirmed case across 92 Local Government Areas (Figure 2 and 3).
- Of all confirmed cases, 74% are from Edo (35%), Ondo (33%) and Ebonyi (6%) states.
- The predominant age-group affected is 21-30 years (Range: <1 to 78 years, Median Age: 33 years). The male to female ratio for confirmed cases is 1:1.2 (Figure 4).
- The number of suspected cases has significantly increased compared to that reported for the same period in 2019.
- Four new Health Care Workers were affected in Ondo, Delta and Kaduna states in the reporting week 06*.

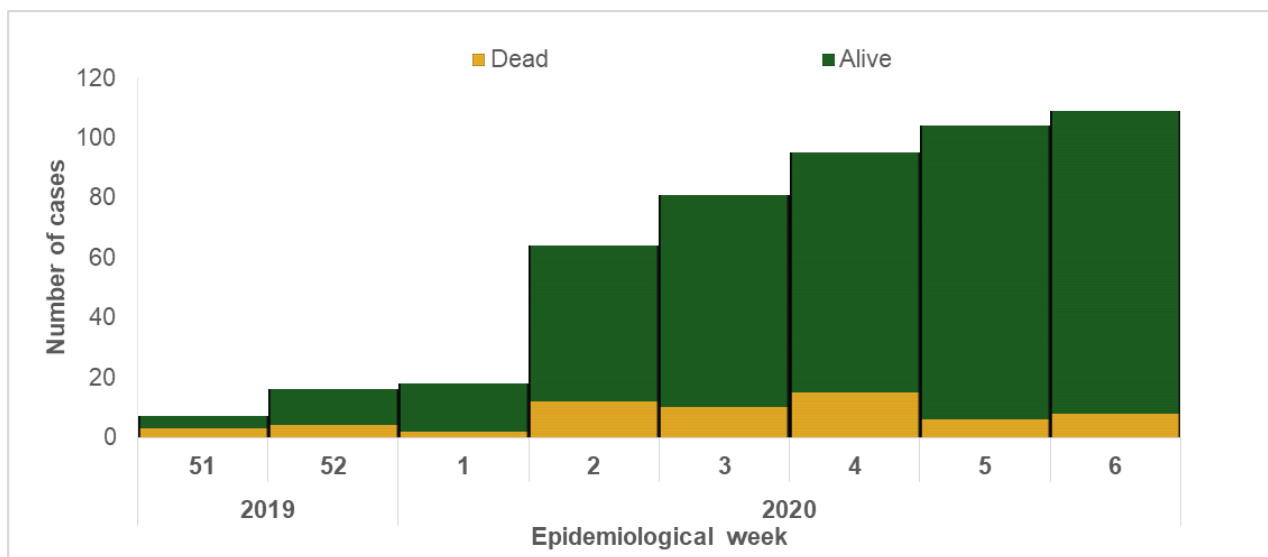


Figure 1. Epidemic curve showing number of confirmed Lassa fever cases by epidemiological week 50, 2019 to week 06, 2020

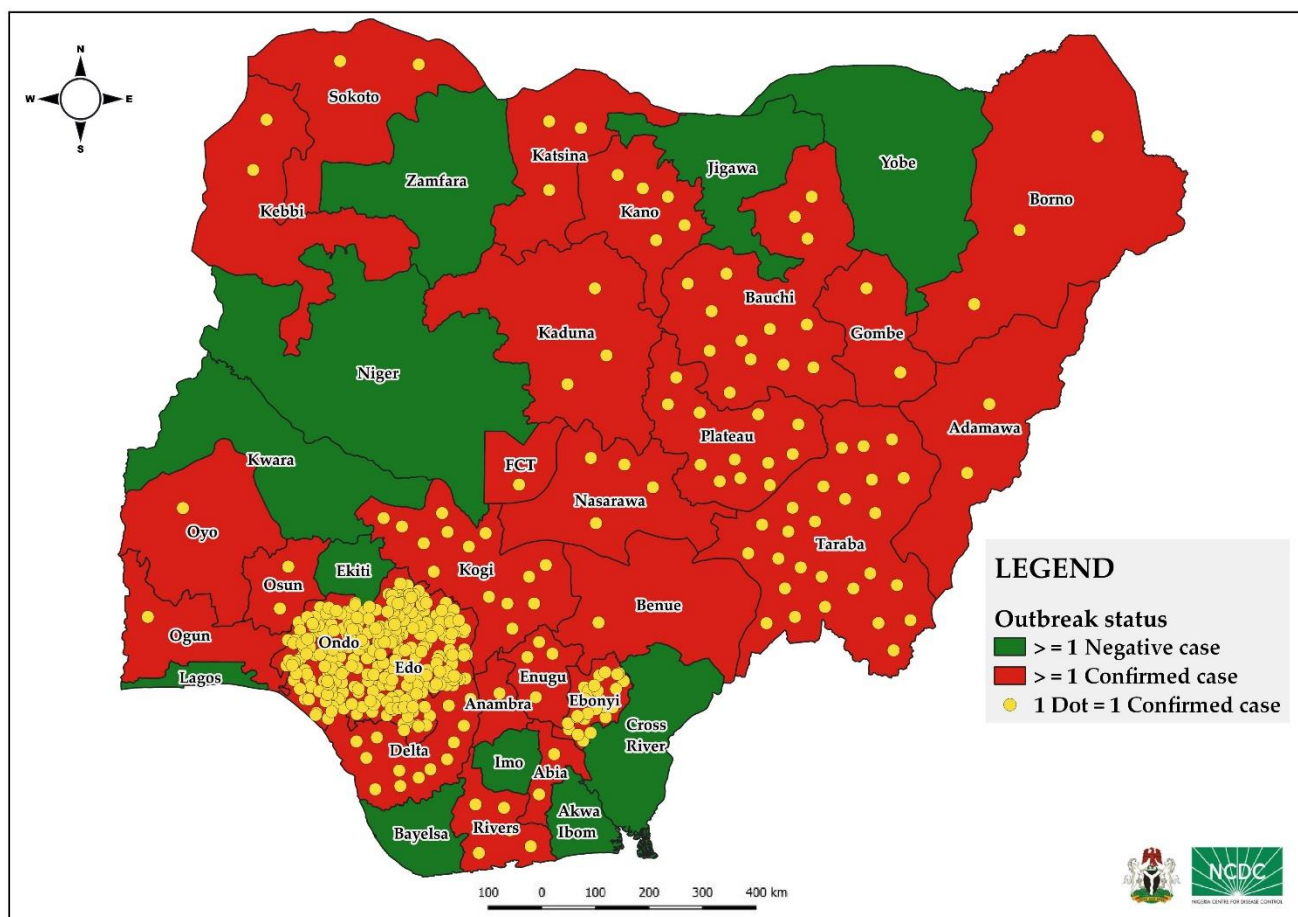


Figure 2. Confirmed Lassa fever cases by States in Nigeria, week 01- 06, 2020

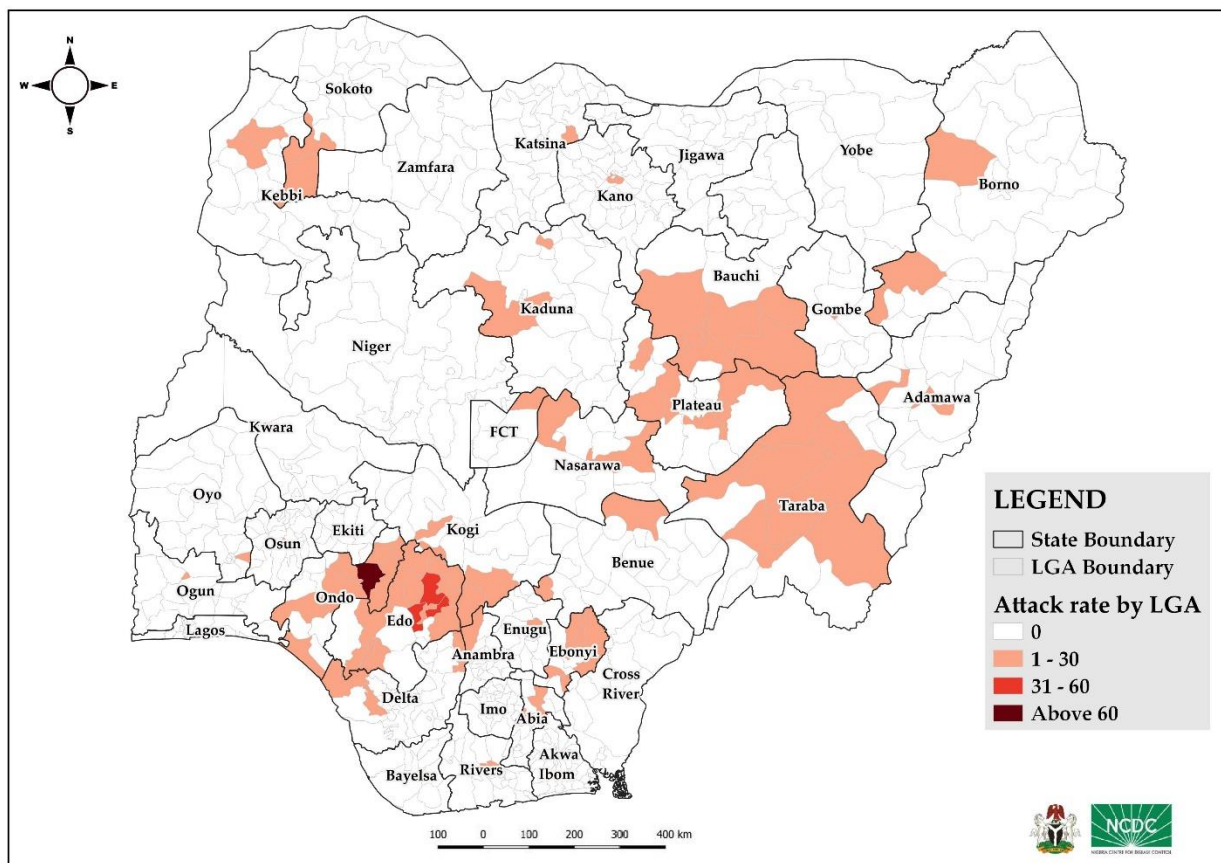


Figure 3. Confirmed Lassa fever rate per 100,000 population for LGAs in Nigeria, week 01- 06, 2020

Table 3: Key indicators for current week 2020 and trend compared to previous week, Nigeria

Indicator	Number for current week	Trend from previous week	Cumulative number for 2020
Probable cases	1	↑	4
HCW affected	4	↑	15
Cases undergoing treatment in Treatment centres	137	↑	470
Contact tracing			
Cumulative contact listed	1417	↑	4481
Contacts under follow up	2283	↑	3149
Contacts completed follow up	1053	↑	1310
Symptomatic contacts	47	↑	76
Positive contacts	19	↑	22
Contacts lost to follow up	0	↔	0

Key

- ↑ Increase
- ↓ Decrease
- ↔ No difference

Table 4. Weekly and Cumulative number of suspected, and confirmed cases for 2020

	States	Current week: (Week 6)				Cumulative (Week 1 - 6)		
		Cases			Deaths	Cases		Deaths
		Suspected	Confirmed	Trend		Suspected	Confirmed	
1	Edo	182	39	▼		690	167	7
2	Ondo	75	27		2	356	156	19
3	Ebonyi	20	9	▲		84	30	6
4	Taraba	17	9	▲	2	45	25	10
5	Bauchi	12	1	▼		48	14	2
6	Kogi	15	4	▲		33	13	4
7	Plateau	9	1	▼		36	13	1
8	Delta	17	3	▼		46	12	5
9	Nasarawa	10	3	▲	2	16	4	3
10	Kano	1	1	▲		9	4	1
11	Rivers	2	1	▲		8	4	3
12	Enugu	8	1			19	4	1
13	Kaduna	18	1		1	40	3	2
14	Borno	2				12	3	1
15	Katsina	13	3	▲	1	18	3	1
16	Benue	3	1	▲		8	2	
17	Adamawa	3	1	▲		8	2	1
18	Sokoto	4	2	▲		9	2	
19	Osun	13				24	2	
20	Gombe	3		▼		16	1	1
21	Kebbi	1	1			13	2	
22	Abia	12				28	2	2
23	Oyo	1	1	▲		9	1	
24	Ogun	11				21	1	
25	Anambra	3		▼		10	1	
26	FCT	5		▼		17	1	
27	Kwara	2				4		
28	Bayelsa	1				4		
29	Yobe					1		
30	Jigawa	3				15		
31	Niger	2				6		
32	Ekiti	4				10		
33	Cross River	1				5		
34	Akwa Ibom	2				4		
35	Zamfara	3				10		
36	Lagos	2				11		
37	Imo	2				13		
	Total	482	109	▲	8	1706	472	70

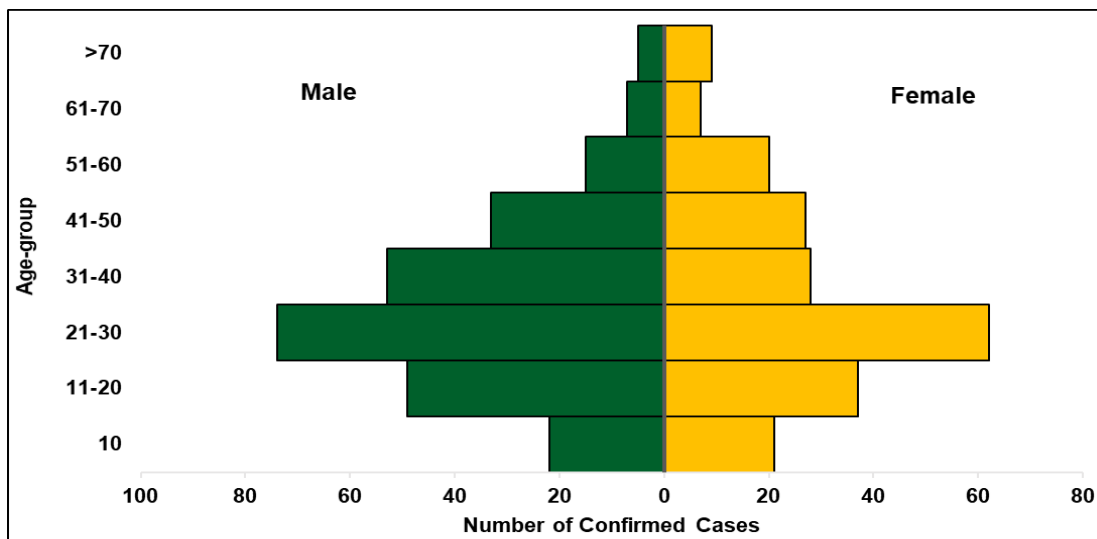


Figure 4. Age and sex pyramid showing number of confirmed Lassa fever cases for 2020

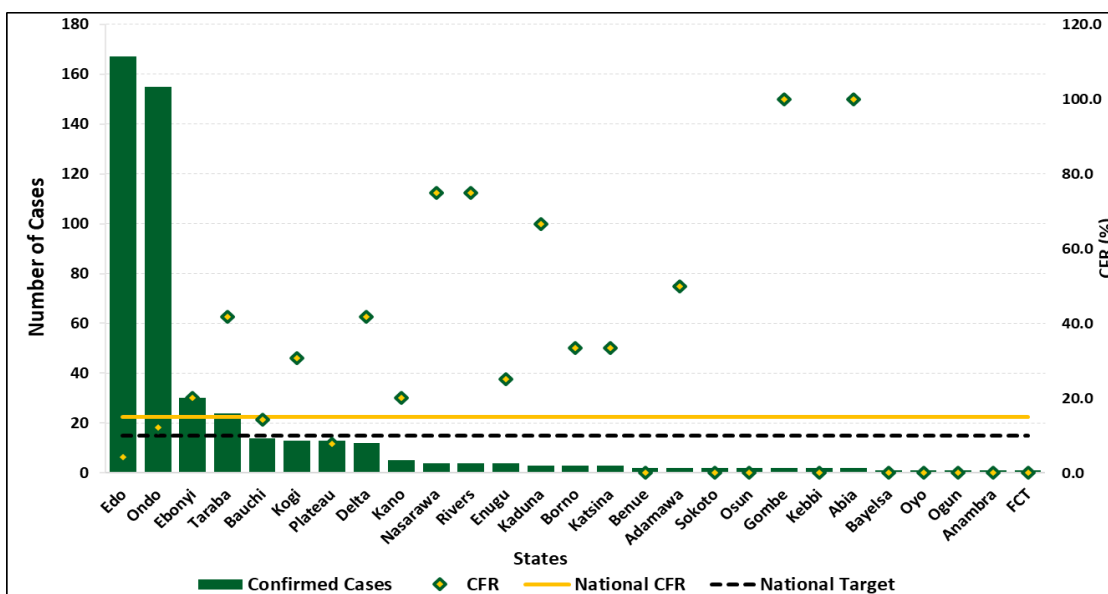


Figure 5: Number of confirmed cases with case fatality rate (CFR) by state, week 01- 06, 2020

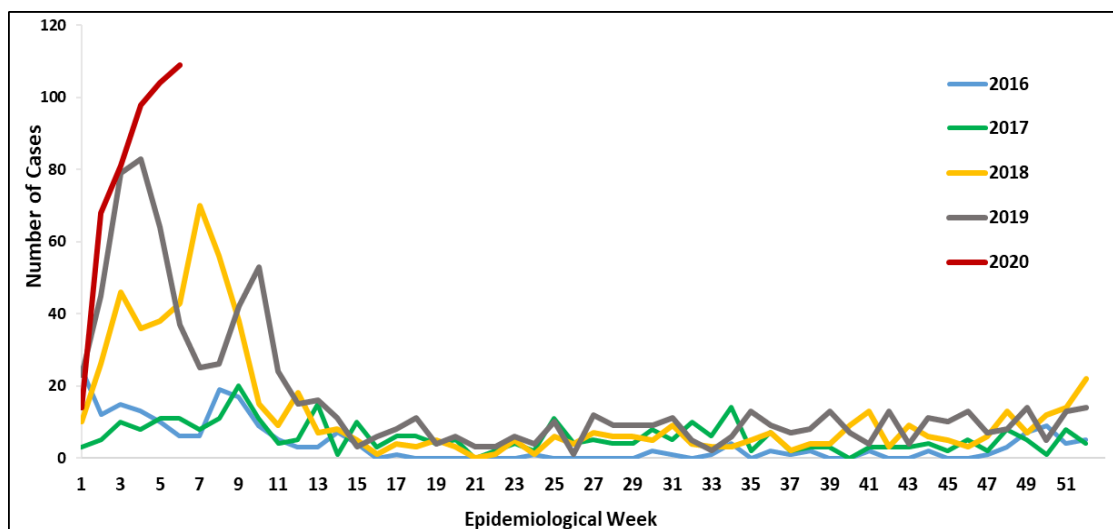


Figure 6: Trend of confirmed cases by epidemiological week, 2016 – 2020 (06), Nigeria.

Response activities

- The National Emergency Operations Centre (EOC) has been activated to coordinate response activities across states. Of the states with confirmed cases, eight of them have activated state-level EOCs
- National Rapid Response Teams have been deployed from NCDC to support response activities in nine states
- State Public Health Emergency Operations Centre activated in affected States
- The five molecular laboratories for Lassa fever testing in the NCDC network are working full capacity to ensure that all samples are tested and results provided within the shortest turnaround time
- NCDC is working to support every state in Nigeria to identify one treatment centre, while supporting existing ones with care, treatment and IPC commodities
- Risk communications and community engagement activities have been scaled up across states using television, radio, print, social media and other strategies

Notes on this report

Data Source

Information for this disease was case based data retrieved from the National Lassa fever Emergency Operations Centre.

Case definitions

- **Suspected case:** any individual presenting with one or more of the following: malaise, fever, headache, sore throat, cough, nausea, vomiting, diarrhoea, myalgia, chest pain, hearing loss and either a. History of contact with excreta or urine of rodents b. History of contact with a probable or confirmed Lassa fever case within a period of 21 days of onset of symptoms OR Any person with inexplicable bleeding/hemorrhagia.
- **Confirmed case:** any suspected case with laboratory confirmation (positive IgM antibody, PCR or virus isolation)
- **Probable case:** any suspected case (see definition above) who died or absconded without collection of specimen for laboratory testing
- **Contact:** Anyone who has been exposed to an infected person, or to an infected person's secretions, excretions, or tissues within three weeks of last contact with a confirmed or probable case of Lassa fever
- * **Proposed research** to differentiate nosocomial healthcare worker infection from community infection

Calculations

- Case Fatality Rate (CFR) for this disease is reported for confirmed cases only