

NIGERIA CENTRE FOR DISEASE CONTROL

Lassa fever Situation Report

Epi Week 24: 13 – 19 June, 2022

Key Points

Table 1: Summary of current week (24), cumulative from Epi week 1–24, 2022 and comparison with previous year (2021)

Reporting Period	Suspected cases	Confirmed cases	Probable cases	Deaths (Confirmed cases)	Case Fatality Ratio (CFR)	States and LGAs affected (Confirmed cases)
Current week (week 24)	88	8	0	3	37.5%	State(s): 3 LGA(s): 4
2022 Cumulative (week 24)	5097	797	37	158	19.8%	State(s): 24 LGA(s): 99
2021 Cumulative (week 24)	2167	302	3	62	20.5%	State(s): 14 LGA(s): 58

Highlights

- In week 24, the number of new confirmed cases increased from 7 in week 23, 2022 to 8 cases. These were reported from Ondo, Edo and Plateau States (Table 3)
- Cumulatively from week 1 to week 24, 2022, 158 deaths have been reported with a case fatality rate (CFR) of 19.8% which is lower than the CFR for the same period in 2021 (20.5%)
- In total for 2022, 24 States have recorded at least one confirmed case across 99 Local Government Areas (Figure 2 and 3)
- Of all confirmed cases, 68% are from Ondo (29%), Edo (25%) and Bauchi (14%) States.
- The predominant age-group affected is 21-30 years (Range: 1 to 90 years, Median Age: 30 years). The male to female ratio for confirmed cases is 1:0.9 (Figure 4)
- The number of suspected cases has increased compared to that reported for the same period in 2021
- No new Healthcare worker affected in the reporting week 24
- National Lassa fever multi-partner, multi-sectoral Technical Working Group (TWG) continues to coordinate the response activities at all levels

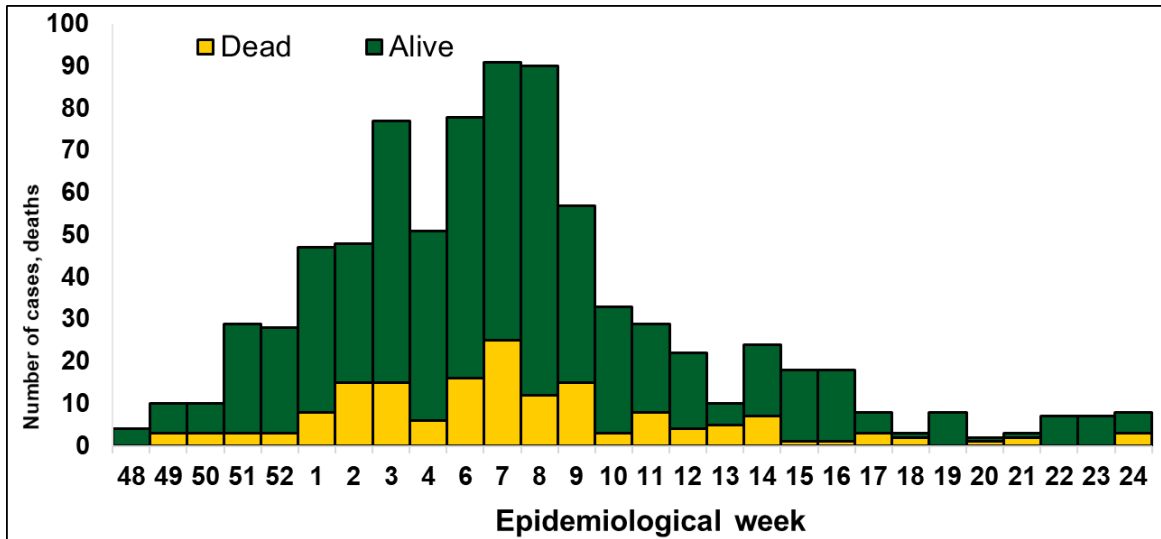


Figure 1. Epidemic curve of confirmed Lassa fever cases epidemiological week 24, 2022

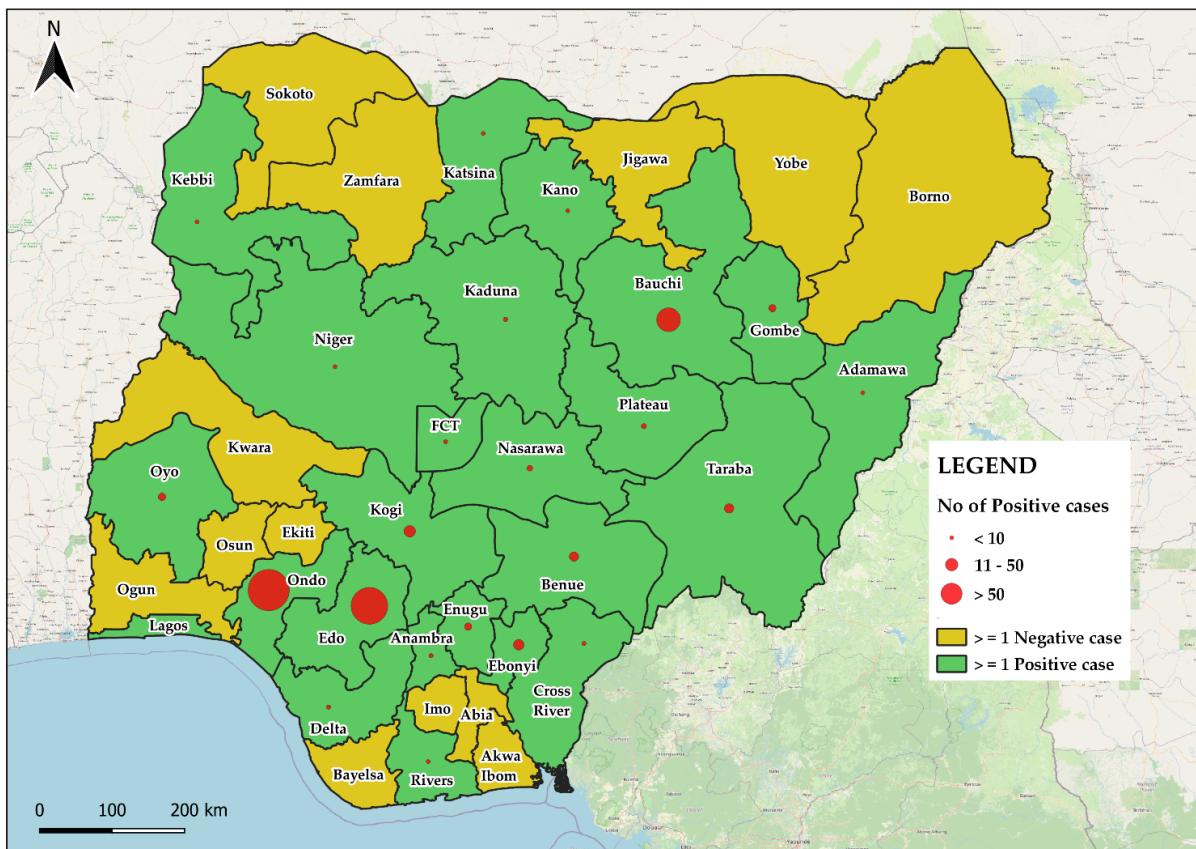


Figure 2. Confirmed Lassa fever cases by States in Nigeria, week 24, 2022

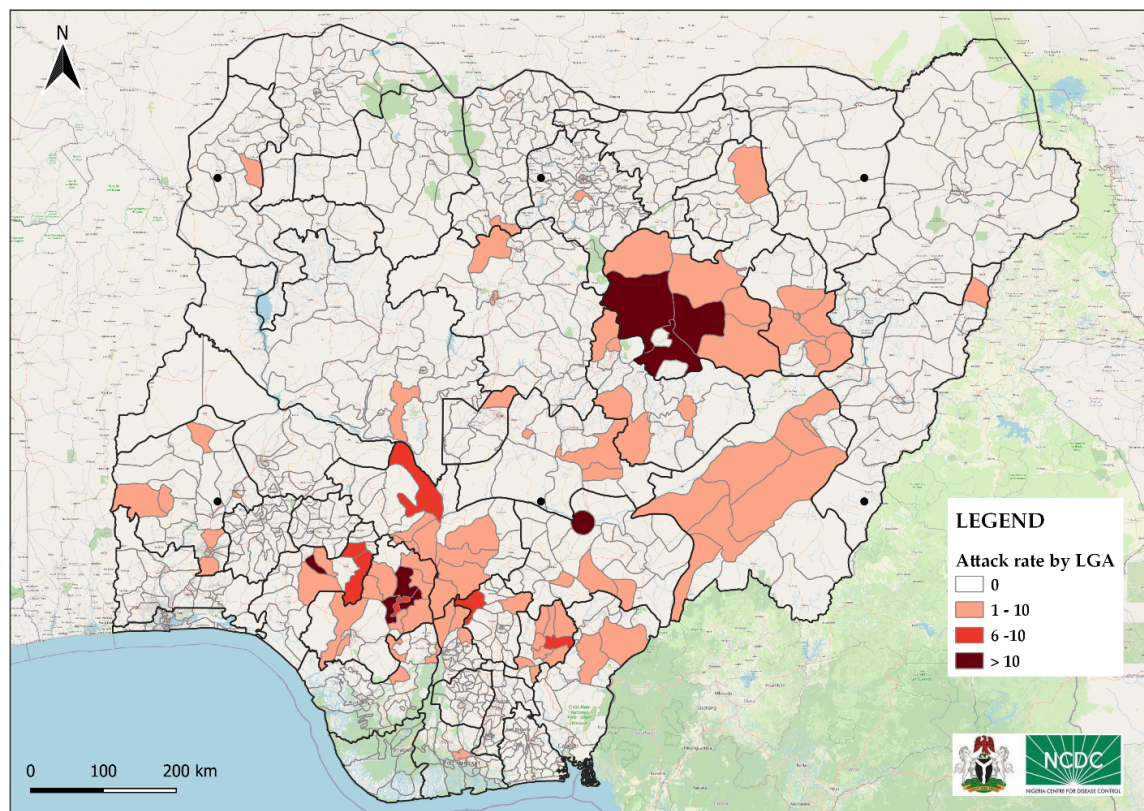


Figure 3. Confirmed Lassa fever rate per 100,000 population for LGAs in Nigeria, week 24, 2022

Table 2: Key indicators for current week 2022 and trend compared to previous week, Nigeria

Indicator	Number for current week	Trend from previous week	Cumulative number for 2022
Probable cases	0	↔	37
Health Care Worker affected	0	↔	52
Cases managed at the treatment centres	8	↔	755
Contact tracing			
Cumulative contact listed	15	↔	3410
Contacts under follow up	87	↔	87
Contacts completed follow up	6	↔	3263
Symptomatic contacts	0	↔	101
Positive contacts	0	↔	49
Contacts lost to follow up	0	↔	11

Key

- ↑ Increase
- ↓ Decrease
- ↔ No difference

Table 3. Weekly and Cumulative number of suspected and confirmed cases for 2022

States	Current week: (Week 24)					Cumulative (Week 1 - 24)					
	Cases				Deaths (Confirmed Cases)	Cases				Deaths (Confirmed Cases)	
	Suspected	Confirmed	Trend	Probable HCW *		Suspected	Confirmed	Probable	HCW *		
1 Ondo	39	5	▲		2	931	229		9	42	
2 Edo	37	2	▼		1	1745	201		3	28	
3 Bauchi						749	115		26	12	
4 Kogi	1		▼			125	46			7	
5 Ebonyi	4					227	39	1	3	19	
6 Benue	1					223	32	2	3	8	
7 Taraba						92	32	3	1	14	
8 Oyo						103	21	14	4	4	
9 Gombe						198	21	8	2	8	
10 Enugu						91	20			2	
11 Nasarawa						85	11	5		6	
12 Plateau	3	1	▲			49	9				
13 Kaduna						88	4	3	1	3	
14 Anambra						23	3			1	
15 Delta	1					65	3				
16 FCT	1					48	2				
17 Cross River						11	2			1	
18 Adamawa						12	1				
19 Niger						10	1				
20 Kebbi						5	1				
21 Lagos						27	1			1	
22 Kano						35	1			1	
23 Katsina						17	1			1	
24 Rivers						5	1				
25 Zamfara						5					
26 Sokoto						2					
27 Akwa Ibom	1					5					
28 Osun						7		1			
29 Yobe						26					
30 Imo						15					
31 Ekiti						2					
32 Abia						18					
33 Borno						11					
34 Bayelsa						5					
35 Jigawa						9					
36 Ogun						13					
37 Kwara						12					
Total	88	8	▲	0	0	3	5094	797	37	52	158

Key	
▼	Decrease
▲	Increase

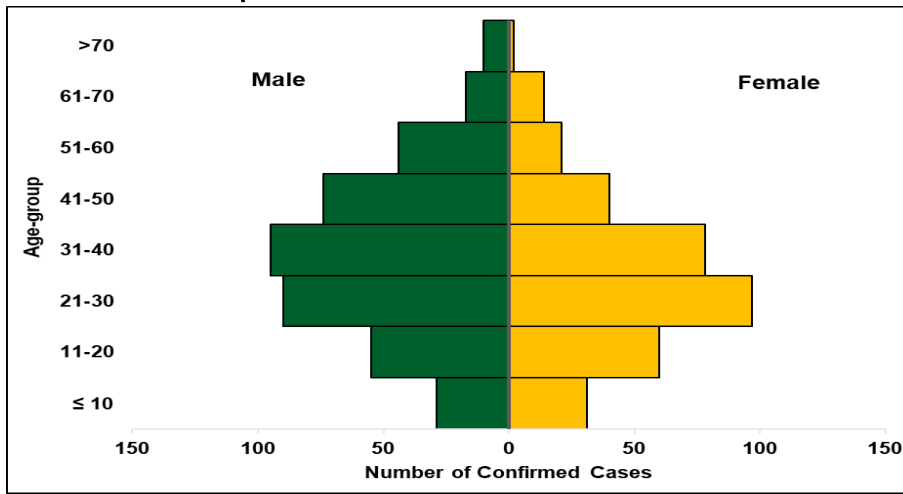


Figure 4. Age and sex pyramid showing number of confirmed Lassa fever cases for 2022

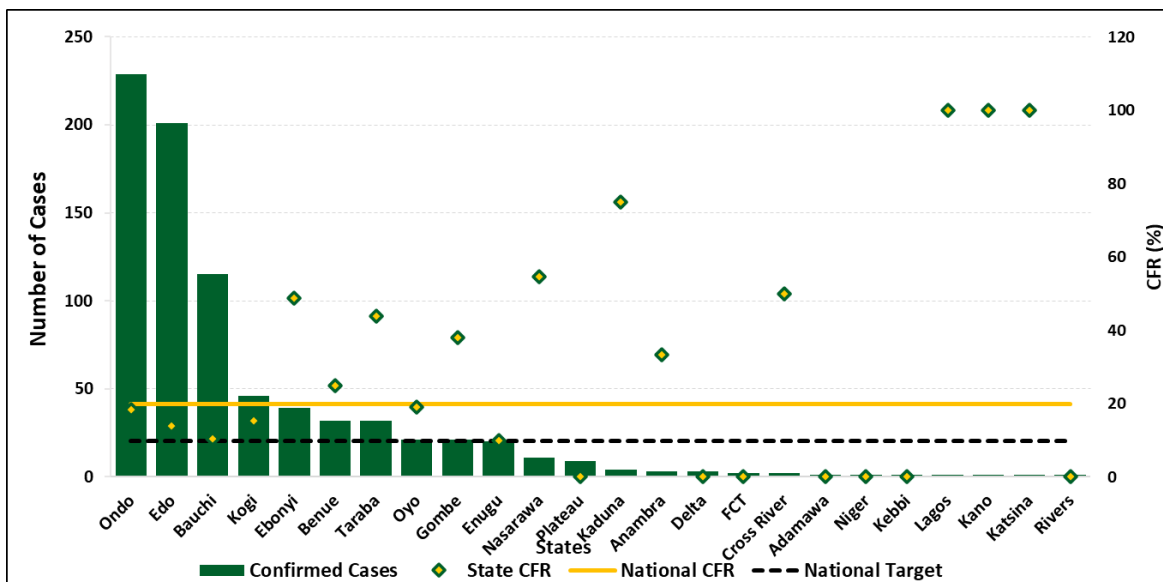


Figure 5: Number of confirmed cases with case fatality rate (CFR) by state week 24, 2022

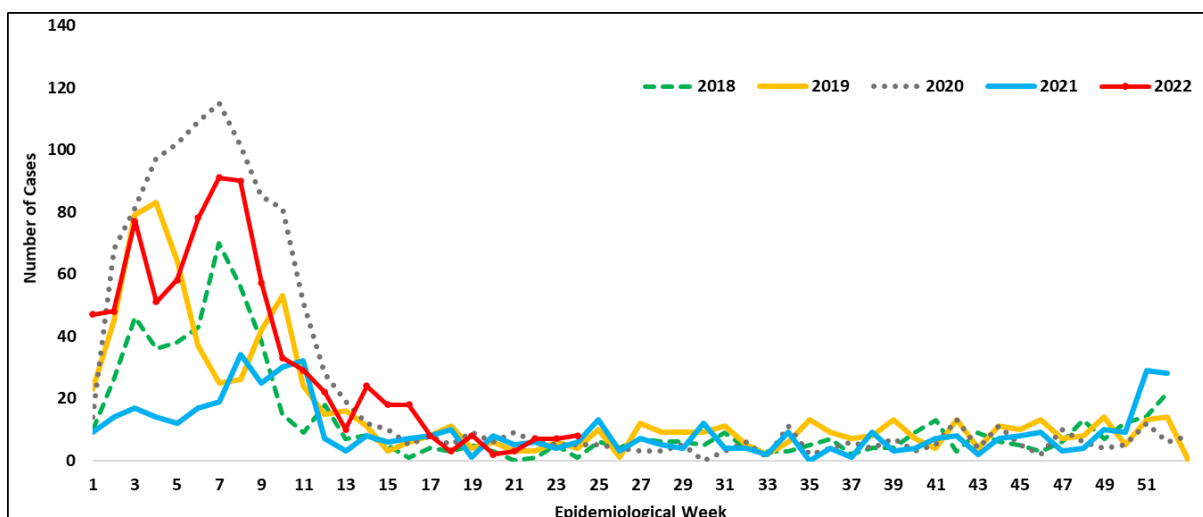


Figure 6: Trend of confirmed cases by epidemiological week, 2018– 2022, Nigeria

Response activities

- Lassa fever alert letters sent to States
- The National Emergency Operations Centre response mode Level 2 activated for effective multi-sectoral, multi-disciplinary coordination of 2022 Lassa fever outbreak response
- Lassa fever preparedness assessment carried out for 36 States and FCT
- State Public Health Emergency Operations Centre activated in affected States
- The Eight Lassa fever molecular laboratories in the NCDC network are working full capacity to ensure that all samples are tested, and results provided within the shortest turnaround time
- Confirmed cases are treated at identified treatment centres across the states
- Dissemination of reviewed case management and safe burial practices guidelines
- Dissemination of reviewed IPC guideline and health facility IPC advisory
- Risk communications and community engagement activities have been scaled up across states using television, radio, print, social media and other strategies
- Implementation of Lassa fever Environmental response campaign in high burden states by Federal Ministry of Environment
- Distribution of medical response commodities to states and treatment centre
- Engagement of adhoc data clerks to upload case management data on SORMAS
- Deployment of National Rapid Respond Teams (NRRT) deployment to Nasarawa, FCT, Edo, Ondo, Bauchi, Ebonyi, Oyo, Taraba, and Benue
- Coordinated sub-national Lassa fever surveillance and response intensive workshop

Notes on this report

Data Source

Information for this disease was case based data retrieved from the National Lassa fever Emergency Operations Centre.

Case definitions

- **Suspected case:** any individual presenting with one or more of the following: malaise, fever, headache, sore throat, cough, nausea, vomiting, diarrhoea, myalgia, chest pain, hearing loss and either a. History of contact with excreta or urine of rodents b. History of contact with a probable or confirmed Lassa fever case within a period of 21 days of onset of symptoms OR Any person with inexplicable bleeding/hemorrhagia.
- **Confirmed case:** any suspected case with laboratory confirmation (positive IgM antibody, PCR or virus isolation)
- **Probable case:** any suspected case (see definition above) who died or absconded without collection of specimen for laboratory testing
- **Contact:** Anyone who has been exposed to an infected person, or to an infected person's secretions, excretions, or tissues within three weeks of last contact with a confirmed or probable case of Lassa fever

Calculations

- Case Fatality Rate (CFR) for this disease is reported for confirmed cases only

VIRAL HAEMORRHAGIC FEVER QUICK REFERENCE GUIDE

For social mobilization https://ncdc.gov.ng/themes/common/docs/vhfs/83_1517222929.pdf

For LGA Rapid Response Team https://ncdc.gov.ng/themes/common/docs/vhfs/82_1517222811.pdf

Healthcare worker laboratory https://ncdc.gov.ng/themes/common/docs/vhfs/81_1517222763.pdf

For healthcare workers https://ncdc.gov.ng/themes/common/docs/vhfs/80_1517222586.pdf

For community informant https://ncdc.gov.ng/themes/common/docs/vhfs/79_1517222512.pdf

NATIONAL GUIDELINES FOR LASSA FEVER CASE MANAGEMENT

https://ncdc.gov.ng/themes/common/docs/protocols/92_1547068532.pdf

VIRAL HAEMORRHAGIC FEVER AND RESPONSE PLAN

https://ncdc.gov.ng/themes/common/docs/protocols/24_1502192155.pdf

NATIONAL GUIDELINE FOR INFECTION, PREVENTION AND CONTROL FOR VIRAL HAEMORRHAGIC FEVER

https://ncdc.gov.ng/themes/common/docs/protocols/24_1502192155.pdf

INFROMATION RESOURCE

Nigeria Centre for Disease Control: www.ncdc.gov.ng

Disclaimer – The information contained in this document is confidential, privileged and only for the intended recipient and may not be used, published or redistributed to the public. A redacted version is available on <http://ncdc.gov.ng/diseases/sitreps>