

COVID-19 SITUATION REPORT

SITUATION REPORT 54

April 22, 2020



NIGERIA CENTRE FOR DISEASE CONTROL

DATA AS REPORTED AND ACCURATE BY NCDC BY 12 MIDNIGHT APRIL 22ND 2020

HIGHLIGHTS

- One new state reported COVID-19 case in Nigeria – Adamawa. The total number of States that has reported at least one confirmed case in Nigeria is now 26 (25 States + FCT)
- Ninety-one (91) cases reported in the last 24 hours – Lagos (74), Katsina (5), Ogun (4), Edo (2), Delta (2), FCT (1), Adamawa (1), Kwara (1) and Oyo (1)

STATE OF THE NATION

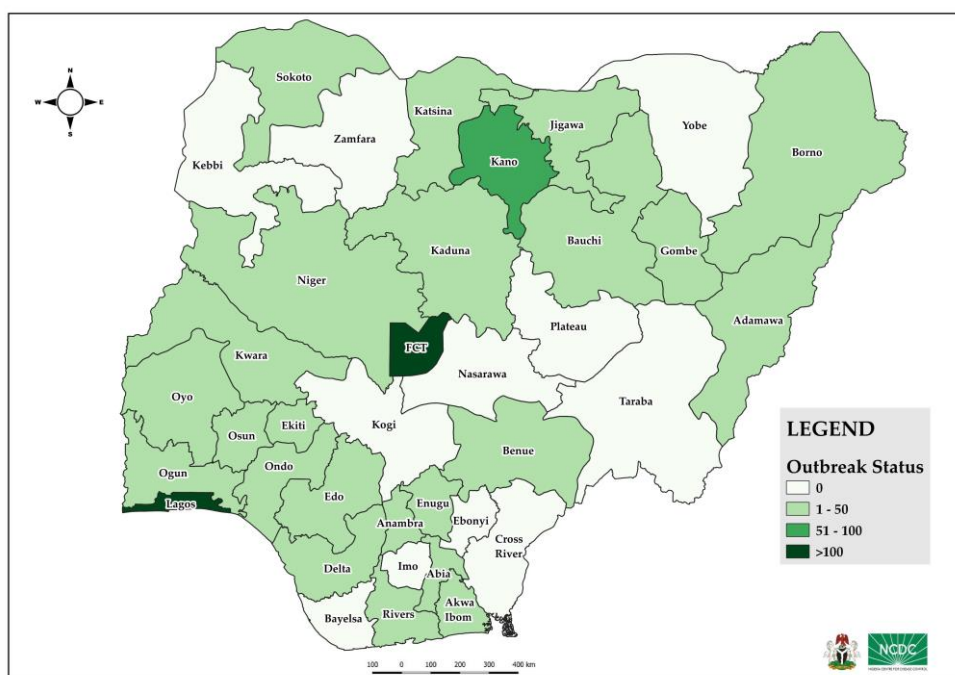


Fig. 1: Map of Nigeria showing the affected 24 States and FCT by COVID-19

UPDATES IN NUMBERS

Total (New in the last 24 hours)

SAMPLES TESTED

9522 (588)

CONFIRMED CASES

873 (91)

AFFECTED STATES (INCLUDING FCT)

26 (1)

CONFIRMED DISCHARGED CASES

197 (0)

CONFIRMED FATALITIES

28 (3) – 3% CFR

DEMOGRAPHICS

MALE – 616 (70%)

FEMALE – 257 (30%)

MOST AFFECTED AGE GROUP

31 - 40 (21%)

TOTAL NUMBER OF PEOPLE OF INTEREST

9257 (Total)

9,131 (99% - Exceeded Follow Up)

PROVENANCE

TRAVEL HISTORY – 210 (24%)

CONTACTS – 317 (36%)

UNKNOWN SOURCE – 223 (26%)

INCOMPLETE – 123 (14%)

GLOBAL UPDATES

TOTAL NUMBER OF CASES

2,471,136 (169,006 deaths)

COUNTRIES AFFECTED*

210

www.covid19.ncdc.gov.ng

https://www.who.int/docs/default-source/coronavirus/situation-reports/20200412-sitrep-83-covid-19.pdf?sfvrsn=697ce98d_4

• Excluding the 2 International Conveyances

GENERAL FACT SHEET (April 22nd, 2020)

STATES	CONFIRMED CASES		DISCHARGED CASES		DEATHS		TOTAL ACTIVE CASES	DAYS SINCE LAST REPORTED CASE
	CUMULATIVE	NEW	CUMULATIVE	NEW	CUMULATIVE	NEW		
Lagos	504	74	106	0	15	0	383	0
FCT	119	1	35	0	3	0	81	0
Kano	73	0	0	0	1	0	72	1
Ogun	24	4	5	0	0	0	19	0
Katsina	21	5	0	0	1	0	20	0
Osun	20	0	18	0	0	0	2	19
Oyo	17	1	5	0	1	1	11	0
Edo	17	2	7	0	2	0	8	0
Kwara	10	1	2	0	0	0	8	0
Akwa Ibom	9	0	3	0	1	0	5	3
Kaduna	9	0	4	0	0	0	5	2
Borno	9	0	0	0	2	1	7	1
Bauchi	8	0	5	0	0	0	3	1
Delta	6	2	0	0	1	0	5	0
Gombe	5	0	0	0	0	0	5	7
Ekiti	4	0	2	0	1	1	1	9
Ondo	3	0	1	0	0	0	2	2
Rivers	3	0	2	0	0	0	1	1
Niger	2	0	0	0	0	0	2	26
Enugu	2	0	2	0	0	0	0	5
Jigawa	2	0	0	0	0	0	2	3
Abia	2	0	0	0	0	0	2	2
Benue	1	0	0	0	0	0	1	25
Anambra	1	0	0	0	0	0	1	12
Sokoto	1	0	0	0	0	0	1	2
Adamawa	1	1	0	0	0	0	1	0
TOTAL	873	91	197	0	28	3	648	

SELECTED CHARTS

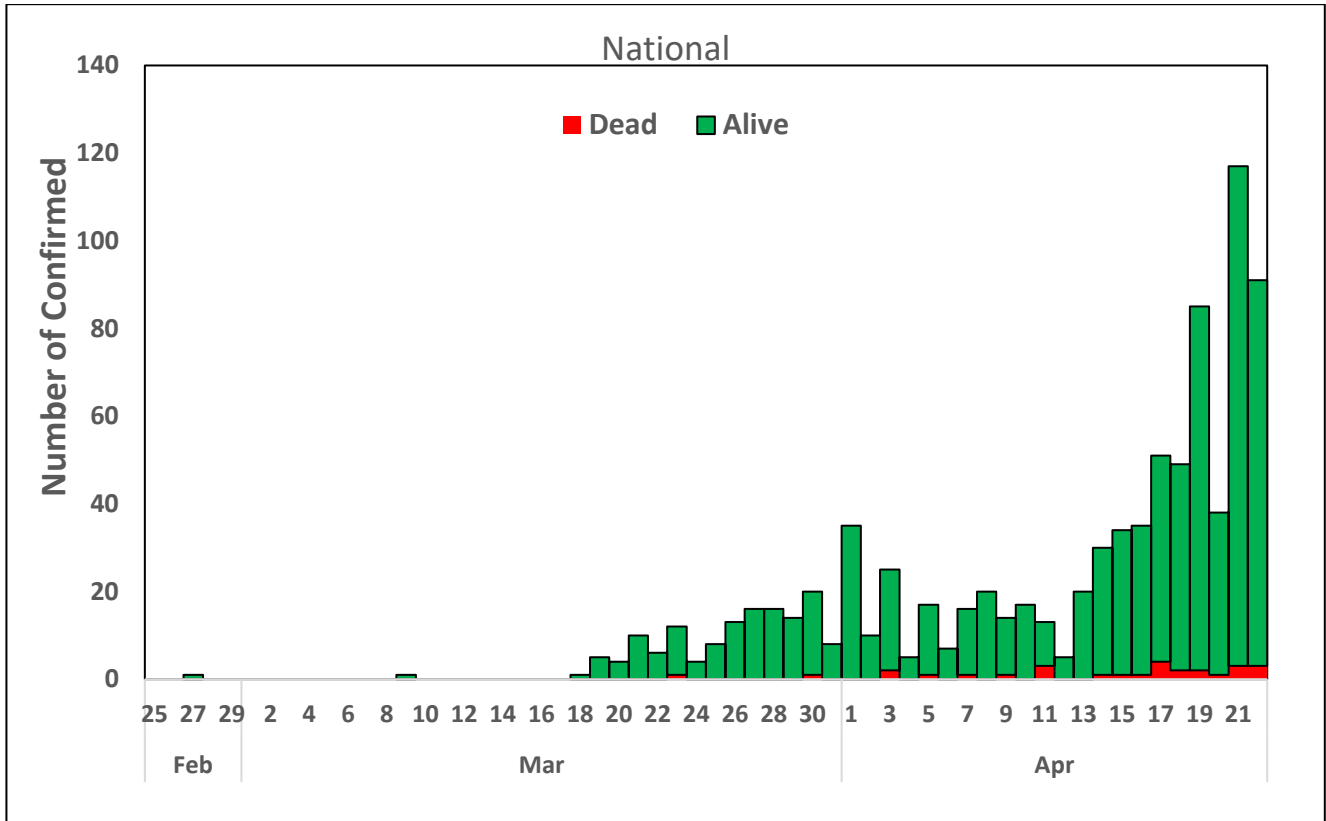


Fig 3. Daily Epi-curve of Confirmed Cases (WK9 – WK17)

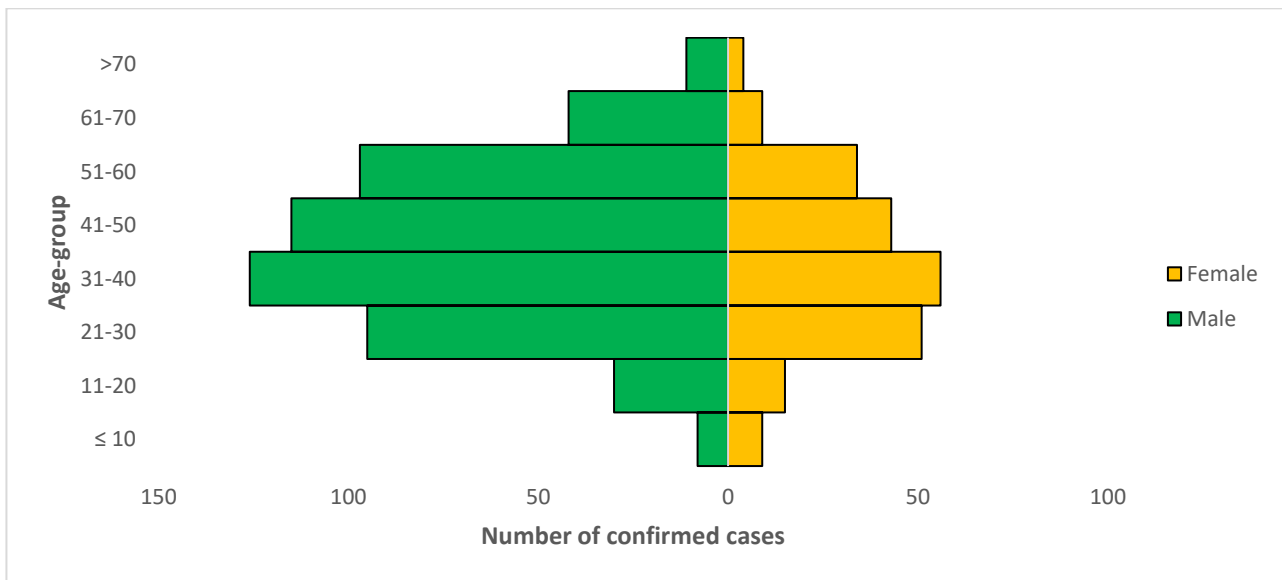


Fig 4. Age-Sex Distribution of Confirmed Cases (WK9 – WK17)

RESPONSE ACTIVITIES

- Published the NCDC laboratory [new testing strategy](#) document
- Ongoing distribution of Viral Transport Medium (VTM) to all the States and FCT
- Deployment of COVID-19 starter packs to all tertiary institutions and Federal Medical Centres
- Fully set up expanded laboratory network for COVID-19 across the 6 geopolitical zones with 13 laboratories activated (NRL, DRL, IDH, LUTH, NIMR, ACEGID, UCH, ISTH, FETHA, AKTH and NVRI DNA and UMTH)
- Deployment of Rapid Response Team (RRT) to support response in all states with confirmed case(s) Currently 28 RRTs deployed
- All education materials can be found via www.covid19.ncdc.gov.ng