

CEREBROSPINAL MENINGITIS OUTBREAK IN NIGERIA

Situation Report (As at 13th April, 2017)

Highlights

- An outbreak of cerebrospinal meningitis (CSM), which started in December 2016, is ongoing in Nigeria.
- As at April 13, 2017, a total of 5,695 suspected cases have been reported; 221 (4%) are laboratory confirmed; 611 deaths (10.9%) have been recorded.
- The outbreak currently affects 25 Local Government Areas (LGAs) across six states— Zamfara, Sokoto, Katsina, Kebbi, Niger, and Yobe. *Note that the affected LGAs in Yobe State have reported NmA. No NmC (as seen in the other states above) has been reported in Yobe.*
- The Nigeria Centre for Disease Control (NCDC) has deployed Rapid Response Teams (RRTs) to provide on-site outbreak investigation and control support to affected states.
- Mass vaccination campaigns, led by the National Primary Health Care Development Agency targeting the most at-risk populations have successfully been conducted in Zamfara and Katsina States
- Distribution of medicines and other essential commodities to affected states is ongoing.
- High-level engagement of political and traditional leaders was successfully conducted during the week; advocacy, communication and social mobilization activities to increase population awareness also ongoing in affected states.
- The Government of Nigeria continues to actively work with Global Health partners to facilitate increased vaccines, laboratory and other supplies procurement to assist with the ongoing response.

Epi summary

- The first outbreak case was reported in Zamfara State during Epidemiology Week 50 (December 12– 18, 2016)
- A total of 5,595 suspected cases with 611 deaths (CFR=10.9%) have been reported
- Of the reported cases, 412 (7.4%) were laboratory tested; of which 221 (54%) were confirmed positive for bacterial meningitis.
- *Neisseria meningitidis* serotype C. was the commonest cause of meningitis amongst those who tested positive; 151 out of the 221 confirmed cases (71%) were due to *Neisseria meningitidis* serotype C.
- Majority of the suspected cases (51%) were in the 5-14 year age group.
- In the six affected states— Katsina, Kebbi, Niger, Sokoto, Yobe and Zamfara— a total of 15 LGAs are currently within the alert threshold and are therefore currently under intense monitoring, while 23 LGAs have reached the epidemic threshold, with full outbreak investigation and control measures being implemented.

Figure 1: Distribution of Reported CSM Cases, Wk01-14, 2017

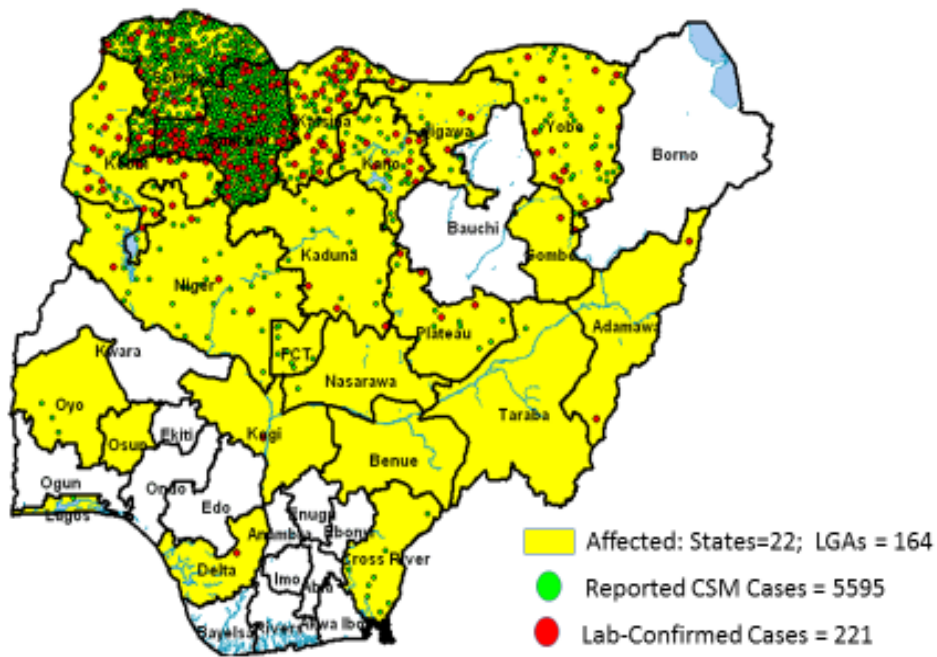
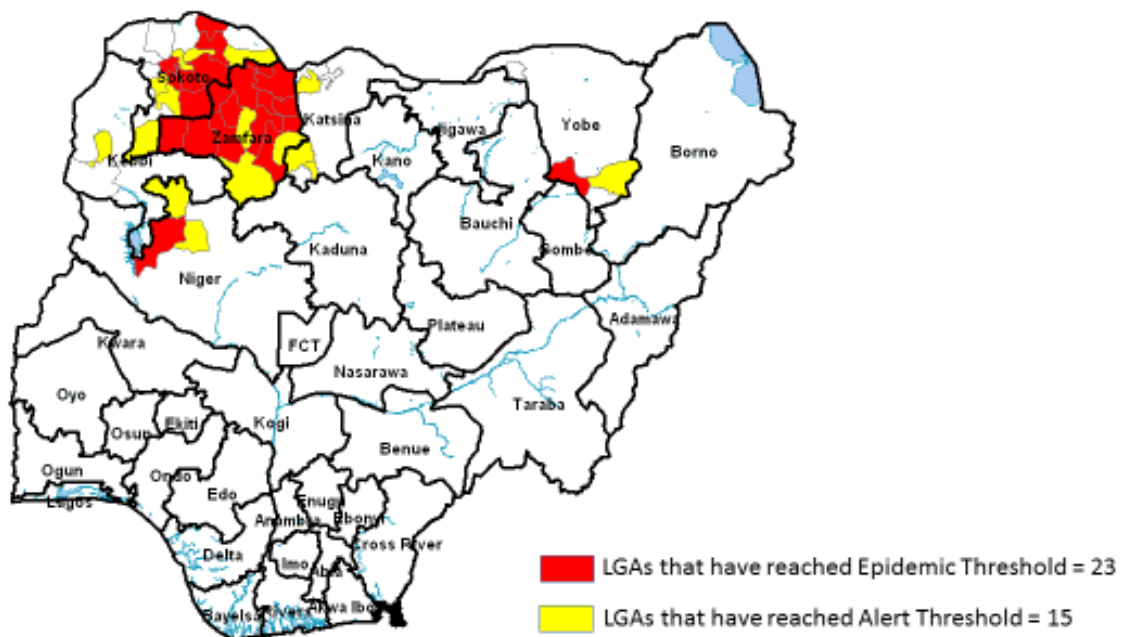


Figure 1: State/LGAs that have crossed Alert/Epidemic Threshold, Wk11-14, 2017



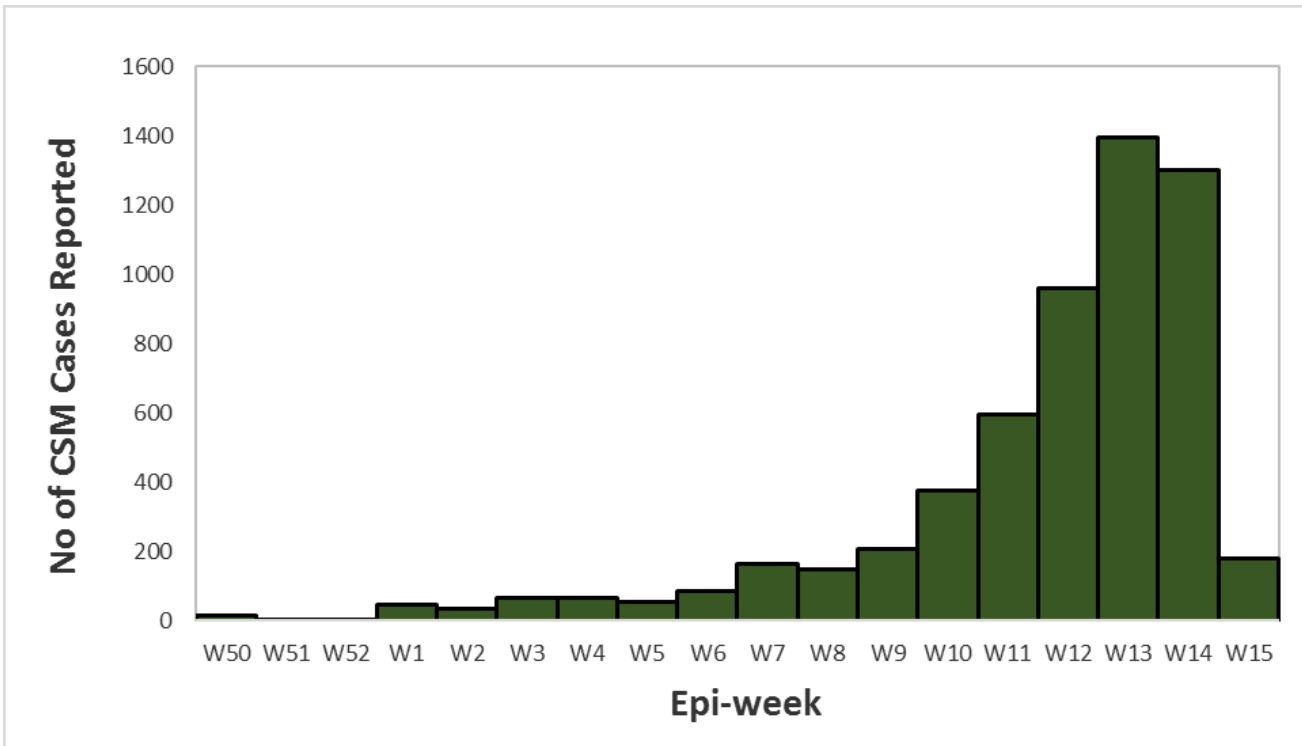


Figure 3: Reported Cerebrospinal Meningitis Cases—Nigeria (as at April 12, 2017)

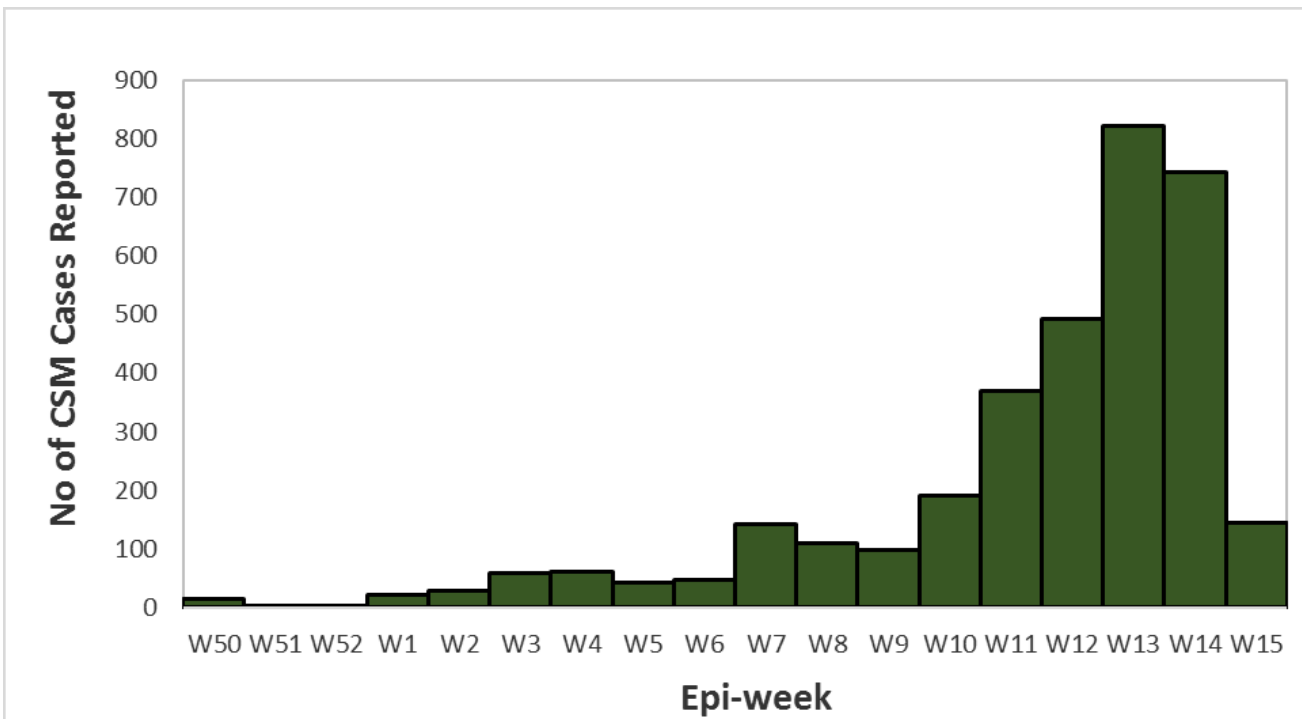


Figure 4: Reported Cerebrospinal Meningitis Cases—Zamfara State, Nigeria as at April 12, 2017

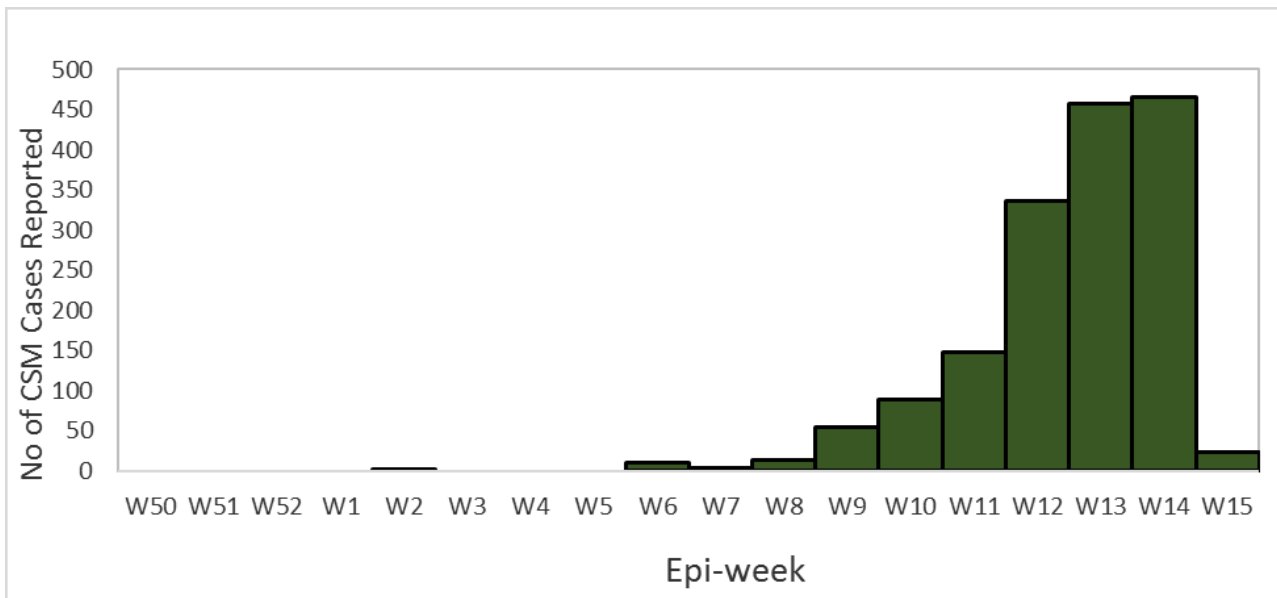


Figure 5: Reported Cerebrospinal Meningitis Cases—Sokoto State, Nigeria as at April 12, 2017

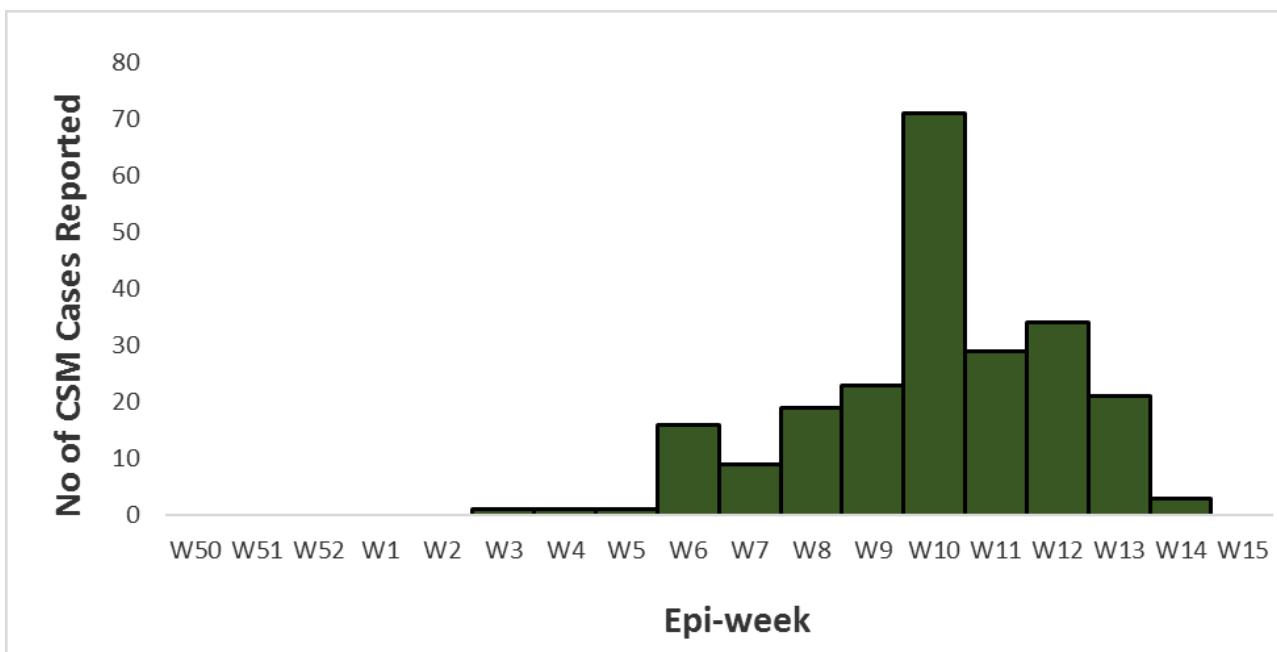


Figure 6: Reported Cerebrospinal Meningitis Cases—Katsina State, Nigeria as at April 12, 2017

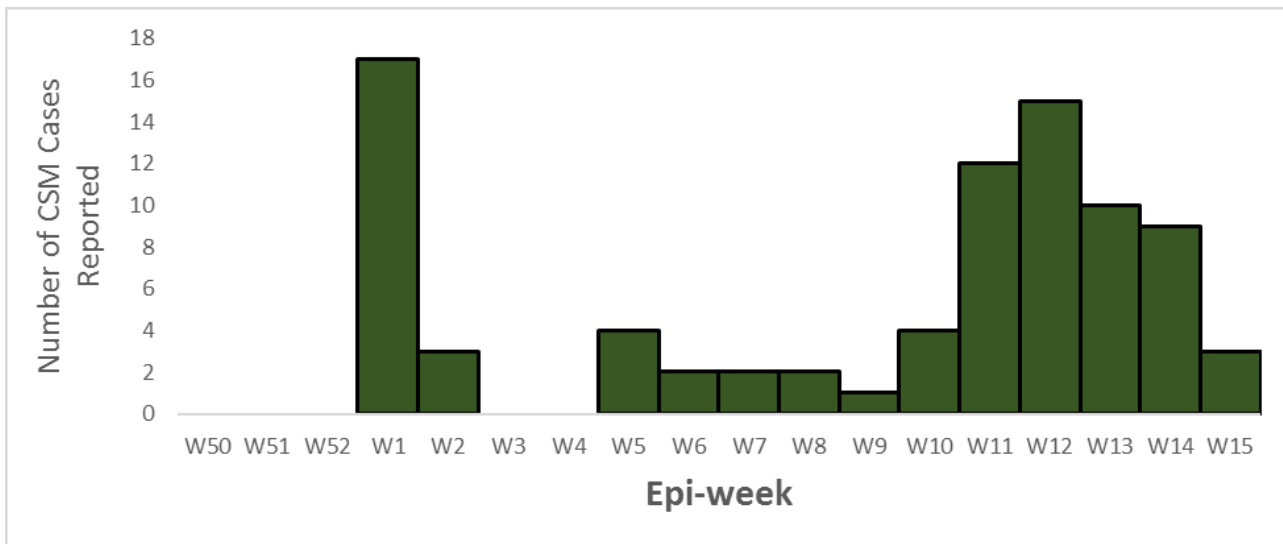


Figure 7: Reported Cerebrospinal Meningitis Cases—Kebbi State, Nigeria as at April 12, 2017

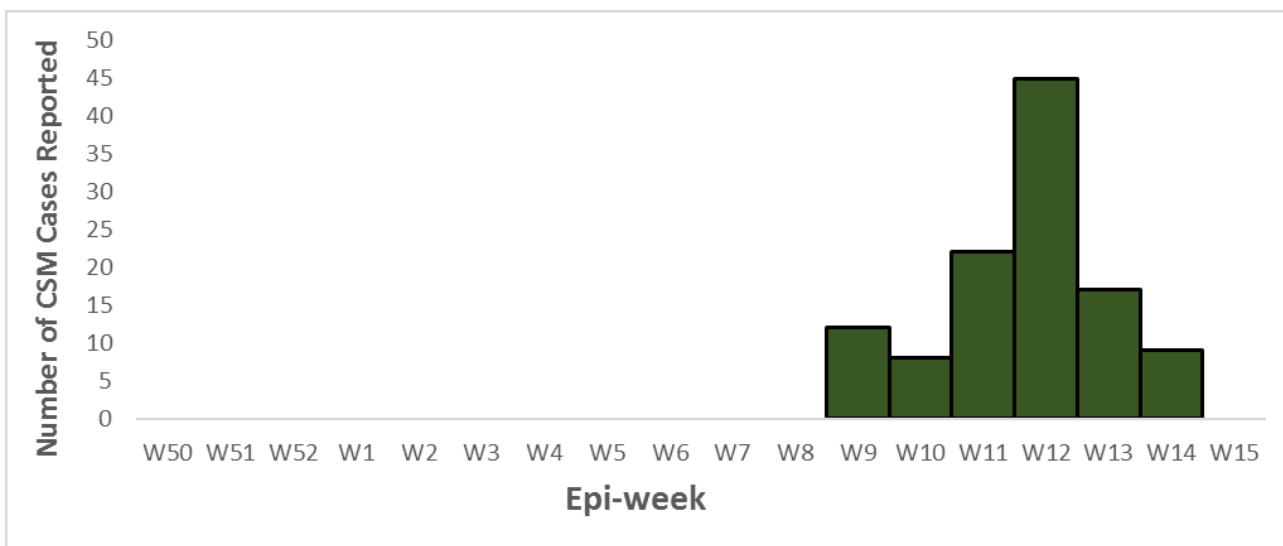


Figure 8: Reported Cerebrospinal Meningitis Cases— Niger State, Nigeria as at April 12, 2017

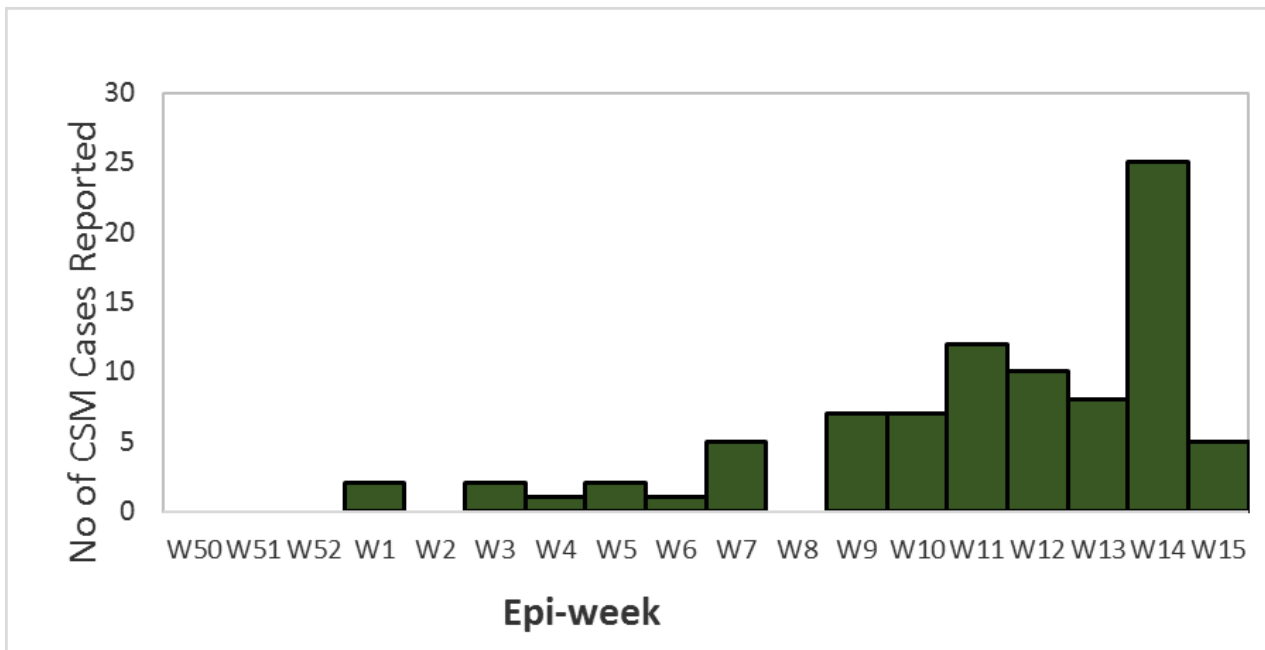


Figure 9: Reported Cerebrospinal Meningitis Cases—Kano State, Nigeria as at April 12, 2017

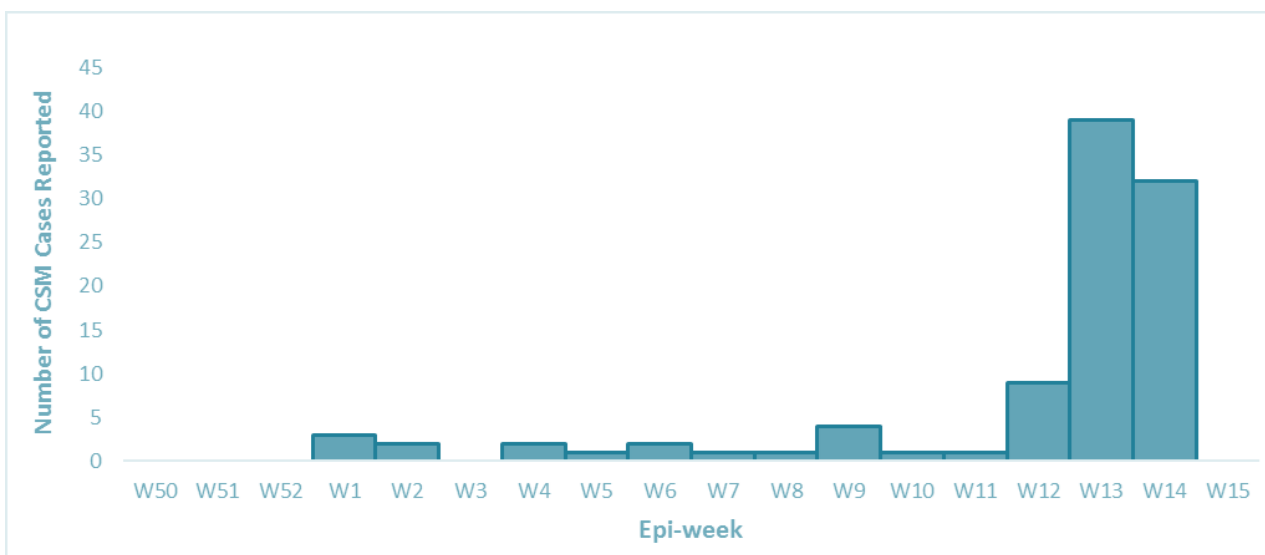


Figure 10: Reported Cerebrospinal Meningitis Cases—Yobe State, Nigeria as at April 12, 2017
(only *Neisseria meningitidis* type A has been confirmed in Yobe)

Table 1: Reported cerebrospinal meningitis cases by state as at April 12, 2017

	State	LGAs reporting cases (n)	LGAs in alert status (n)	LGAs in epidemic status (n)	Total cases reported	Total Lab confirmed (n)	MenC serotype (n)	Deaths (n)	Case fatality rate (%)
1	Zamfara	14	2	12	3392	81	66	361	10.6
2	Sokoto	22	6	9	1610	32	28	95	5.9
3	Katsina	18	3	0	256	36	33	54	21.1
4	Kebbi	16	1	0	84	21	21	15	17.8
5	Niger	6	2	1	113	35	9	34	30.1
6	Kano	22	0	0	95	13	0	8	8.4
7	Yobe	12	1	1	136	17	0	19	14
8	FCT	5	0	0	35	0	0	12	37.5
9	Nassarawa	3	0	0	3	0	0	0	0
10	Gombe	2	0	0	2	1	0	1	50
11	Taraba	1	0	0	4	0	0	0	0
12	C/River	2	0	0	26	0	0	3	11.5
13	Osun	1	0	0	1	0	0	0	0
15	Lagos	1	0	0	3	0	0	2	66.7
16	Jigawa	13	0	0	21	4	0	3	14.3
17	Plateau	4	0	0	32	4	0	0	0
18	Kogi	1	0	0	2	1	0	0	0
19	Oyo	4	0	0	11	0	0	0	0
20	Delta	2	0	0	2	1	0	0	0
21	Adamawa	2	0	0	2	2	0	0	0
22	Benue	1	0	0	1	0	0	0	0
23	Kaduna	12	0	0	50	3	0	4	8
Total		164	15	23	5595	221	157	611	10.9

**** States in red box have reported at least one meningitis C case

