

# Lassa fever Situation Report

Epi Week 2: 10 – 16 January, 2022

## Key Points

**Table 1: Summary of current week (2), cumulative from Epi week 1–2, 2022 and comparison with previous year (2021)**

Reporting Period	Suspected cases	Confirmed cases	Probable cases	Deaths (Confirmed cases)	Case Fatality Ratio (CFR)	States and LGAs affected (Confirmed cases)
Current week (week 2)	244	48	0	6	12.5%	State(s): 8 LGA(s): 16
2022 Cumulative (week 2)	465	96	0	11	11.5%	State(s): 11 LGA(s): 27
2021 Cumulative (week 2)	226	23	0	4	17.4%	State(s): 5 LGA(s): 12

## Highlights

- In week 2, the number of new confirmed cases is same as reported in week 1, 2022 with 48 cases. These were reported from Edo, Ondo, Bauchi, Benue, Kogi, Oyo, Taraba, and Ebonyi States (Table 3)
- Cumulatively from week 1 to week 2, 2022, 11 deaths have been reported with a case fatality rate (CFR) of 11.5% which is lower than the CFR for the same period in 2021 (17.4%)
- In total for 2022, 11 States have recorded at least one confirmed case across 27 Local Government Areas (Figure 2 and 3)
- Of all confirmed cases, 74% are from Edo (31%) Bauchi (22%) and Ondo (21%) States.
- The predominant age-group affected is 21-40 years (Range: 3 to 72 years, Median Age: 30 years). The male to female ratio for confirmed cases is 1:0.8 (Figure 4)
- The number of suspected cases has increased compared to that reported for the same period in 2021
- Three new Healthcare worker affected from Edo State in the reporting week 2
- National Lassa fever multi-partner, multi-sectoral Technical Working Group (TWG) continues to coordinate the response activities at all levels

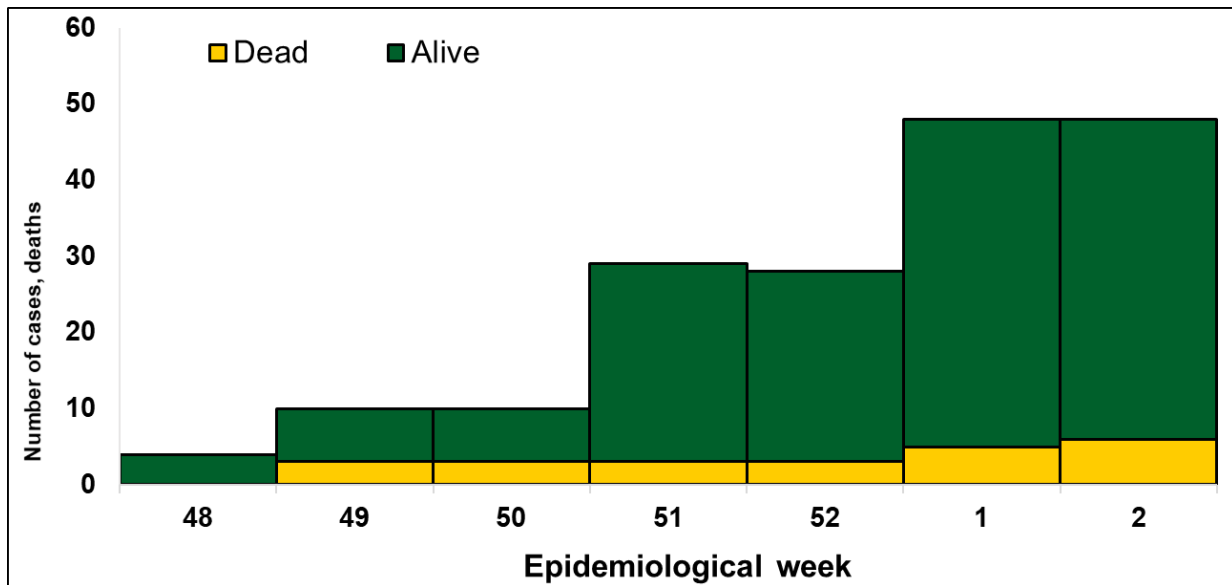


Figure 1. Epidemic curve of confirmed Lassa fever cases epidemiological week 2, 2022

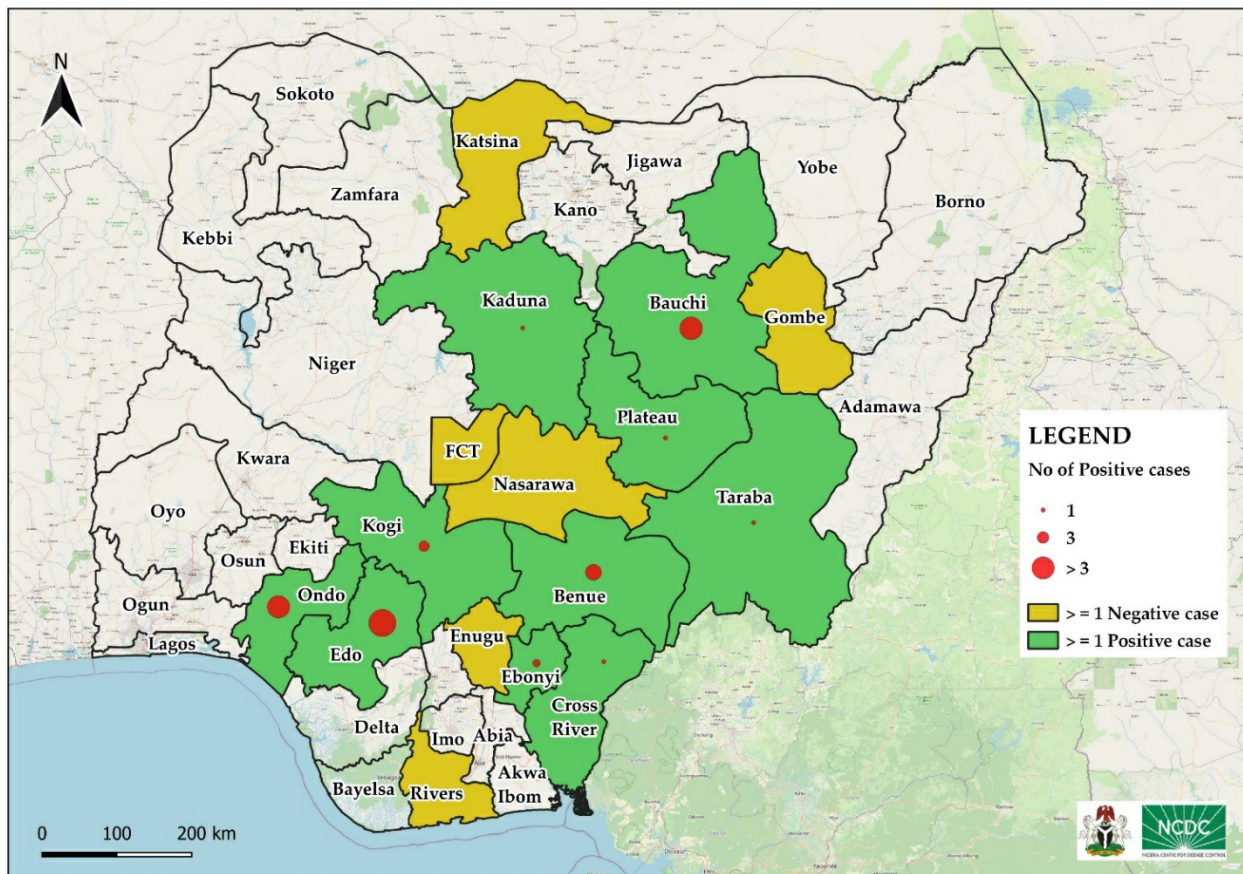


Figure 2. Confirmed Lassa fever cases by States in Nigeria, week 2, 2022

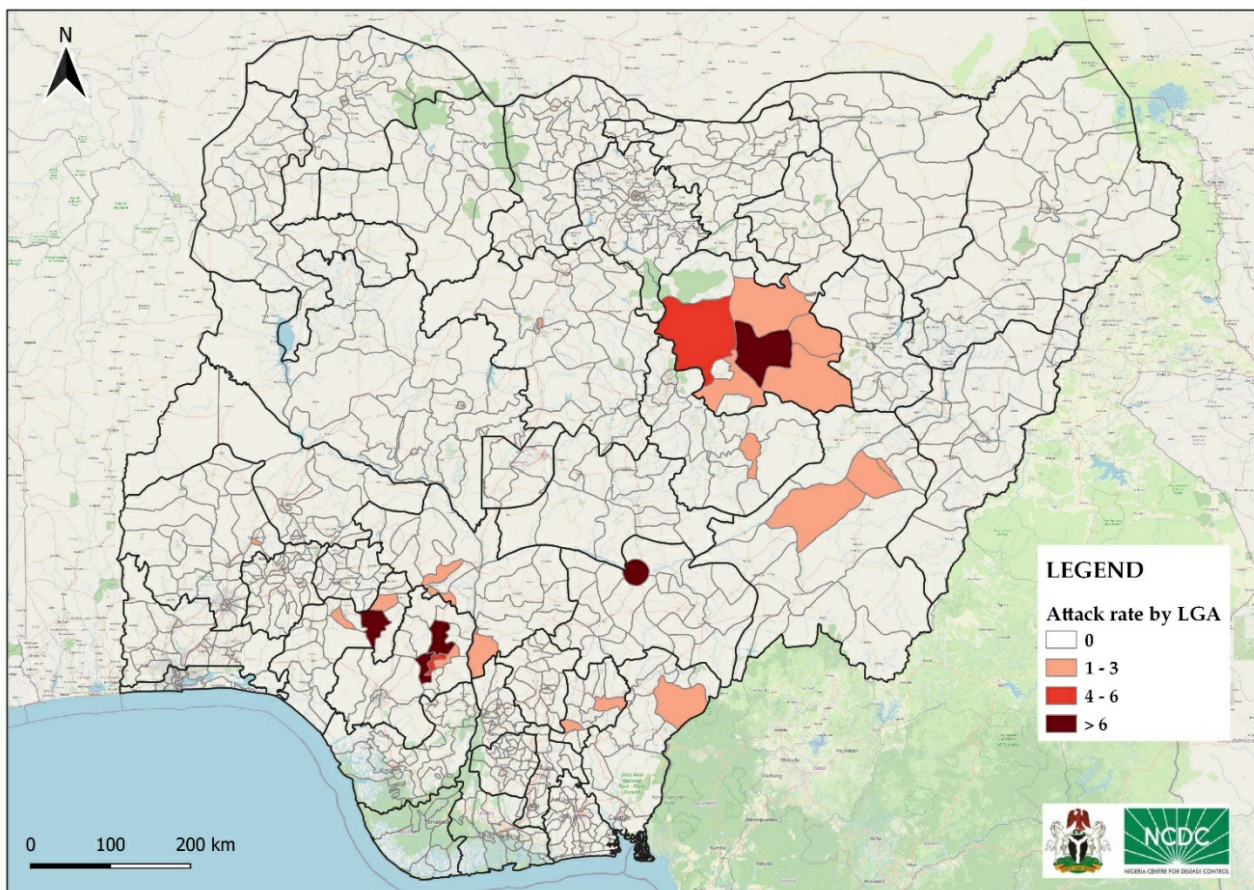


Figure 3. Confirmed Lassa fever rate per 100,000 population for LGAs in Nigeria, week 2, 2022

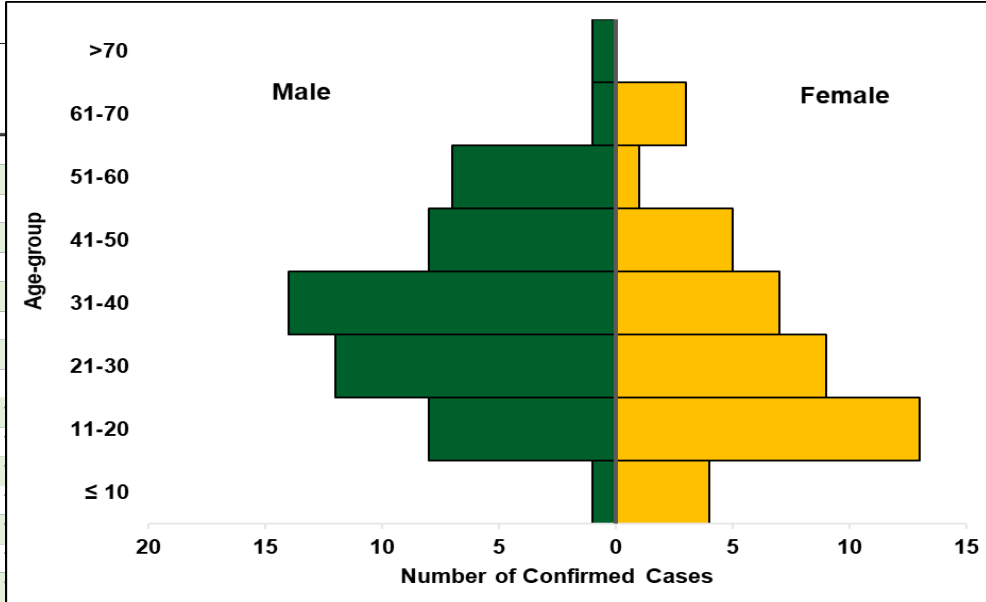
Table 2: Key indicators for current week 2021 and trend compared to previous week, Nigeria

Indicator	Number for current week	Trend from previous week	Cumulative number for 2022
Probable cases	0	↔	0
Health Care Worker affected	3	↔	4
Cases undergoing treatment in Treatment centres	48	↔	117
<b>Contact tracing</b>			
Cumulative contact listed	156	↔	434
Contacts under follow up	297	↔	297
Contacts completed follow up	137	↔	137
Symptomatic contacts	0	↔	2
Positive contacts	0	↔	0
Contacts lost to follow up	0	↔	0

Key

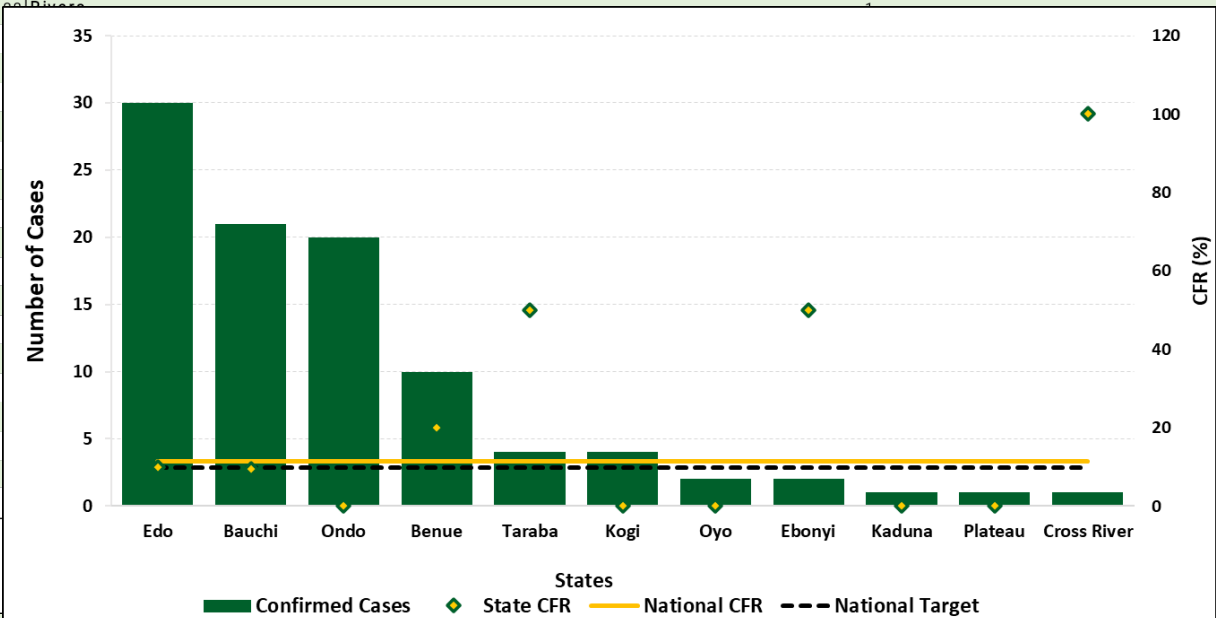
- ↑ Increase
- ↓ Decrease
- ↔ No difference





Probable		Deaths (Confirmed Cases)	
HCW <sup>1</sup>			
3		3	
		2	
1		2	
		2	
		1	
		1	

17	Delta	2				2
18	Gombe	3				5
19	Katsina					1
20	FCT	4				8
21	Nasarawa	8				10



Key	
▼	Decrease
▲	Increase

Table 3. Weekly and Cumulative number of suspected and confirmed cases for 2021

Figure 4. Age and sex pyramid showing number of confirmed Lassa fever cases for 2022

Figure 5: Number of confirmed cases with case fatality rate (CFR) by state week 2, 2022

Figure 6: Trend of confirmed cases by epidemiological week, 2018– 2022, Nigeria

## Response activities

- Lassa fever alert letters sent to States
- The National Emergency Operations Centre alert mode activated 2022 for effective multi-sectoral, multi-disciplinary coordination of Lassa fever response
- State Public Health Emergency Operations Centre activated in affected States
- The Seven Lassa fever molecular laboratories in the NCDC network are working full capacity to ensure that all samples are tested and results provided within the shortest turnaround time
- Confirmed cases are treated at identified treatment centres across the states
- Dissemination of reviewed case management and safe burial practices guidelines
- Dissemination of reviewed IPC guideline and health facility IPC advisory
- Risk communications and community engagement activities have been scaled up across states using television, radio, print, social media and other strategies
- Implementation of Lassa fever Environmental response campaign in high burden states by Federal Ministry of Environment
- Deployment of National Rapid Respond Teams (NRRT) deployment to Nasarawa and FCT
- Distribution of medical response commodities to states and treatment centres

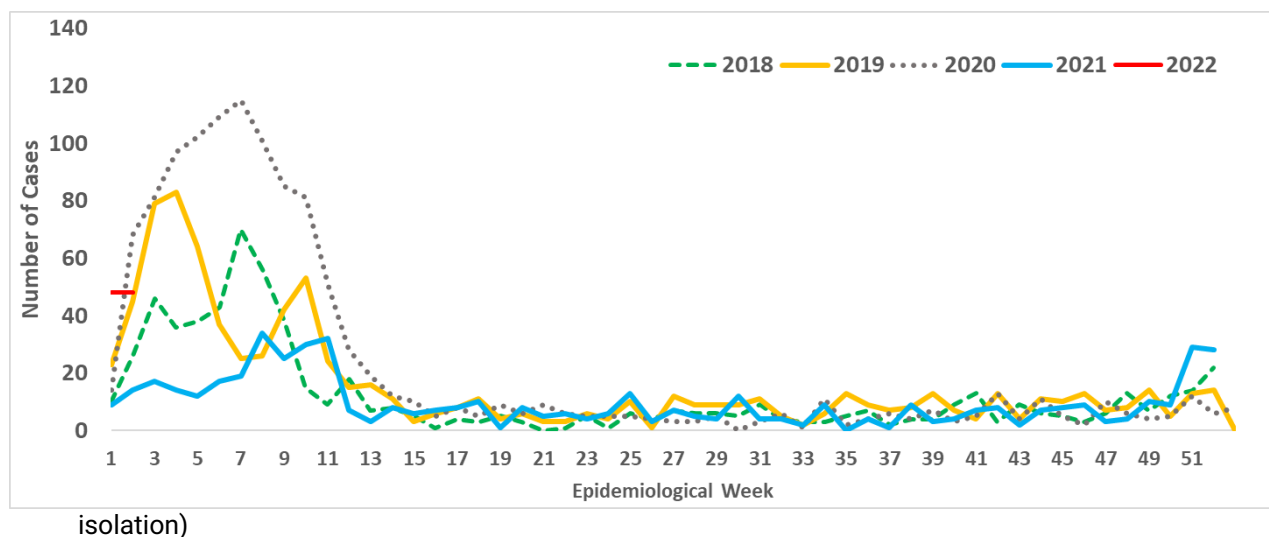
## Notes on this report

### Data Source

Information for this disease was case based data retrieved from the National Lassa fever Emergency Operations Centre.

### Case definitions

- **Suspected case:** any individual presenting with one or more of the following: malaise, fever, headache, sore throat, cough, nausea, vomiting, diarrhoea, myalgia, chest pain, hearing loss and either a. History of contact with excreta or urine of rodents b. History of contact with a probable or confirmed Lassa fever case within a period of 21 days of onset of symptoms OR Any person with inexplicable bleeding/haemorrhagic.
- **Confirmed case:** any suspected case with laboratory confirmation (positive IgM antibody, PCR or virus isolation)



- **Probable case:** any suspected case (see definition above) who died or absconded without collection of specimen for laboratory testing
- **Contact:** Anyone who has been exposed to an infected person, or to an infected person's secretions, excretions, or tissues within three weeks of last contact with a confirmed or probable case of Lassa fever

Calculations

- Case Fatality Rate (CFR) for this disease is reported for confirmed cases only

