

Lassa fever Situation Report

Epi Week 05: 27 January – 02 February 2020

Key points

Table 1: Summary of current week (05) indicators

Suspected cases	Confirmed cases	Probable cases	Deaths (Confirmed cases)	Case Fatality Rate (CFR)	States and LGAs affected (Confirmed cases)
531	104	0	6	5.8%	State(s): 15 LGA(s): 39

Table 2: Cumulative data compared to previous year (week 01–05)

Suspected cases		Confirmed cases		Deaths (Confirmed cases)		CFR	
2019	2020	2019	2020	2019	2020	2019	2020
794	1226	294	365	52	47	17.7%	12.9%

Highlights

- In week 05, the number of new confirmed cases has increased from 95 cases in week 04, 2020 to 104 cases. These were reported from 15 states (Ondo, Edo, Ebonyi, Kano, Kogi, Kaduna, Delta, Taraba, Plateau, Bauchi, FCT, Gombe, Enugu, Kebbi and Anambra) (Table 3).
- The number of deaths has decreased compared to the previous week, with six (6) deaths reported in week 05. Cumulatively from week 1 to week 05, 2020, 47 deaths have been reported with a case fatality rate (CFR) of 12.9% which is lower than the CFR for the same period in 2019 (17.7%) (Table 2).
- In total for 2020, 23 states have recorded at least one confirmed case across 74 Local Government Areas (Figure 3).
- Of all confirmed cases, 76% are from Edo (35%), Ondo (35%) and Ebonyi (6%) states.
- The predominant age-group affected is 21-30 years (Range: <1 to 78 years, Median Age: 33 years). The male to female ratio for confirmed cases is 1:1.2 (Figure 4).
- The number of suspected cases has significantly increased compared to that reported for the same period in 2019.
- One new Health Care Worker was affected in Delta state in the reporting week 05.

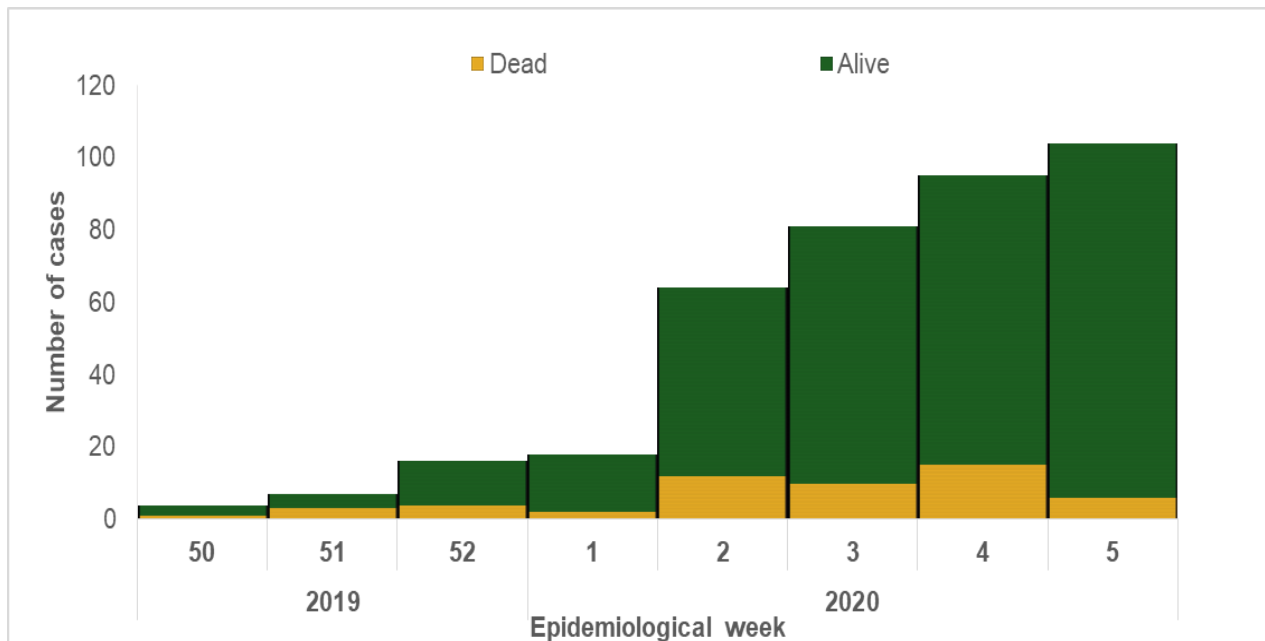


Figure 1. Epidemic curve showing number of confirmed Lassa fever cases by epidemiological week 50, 2019 to week 05, 2020

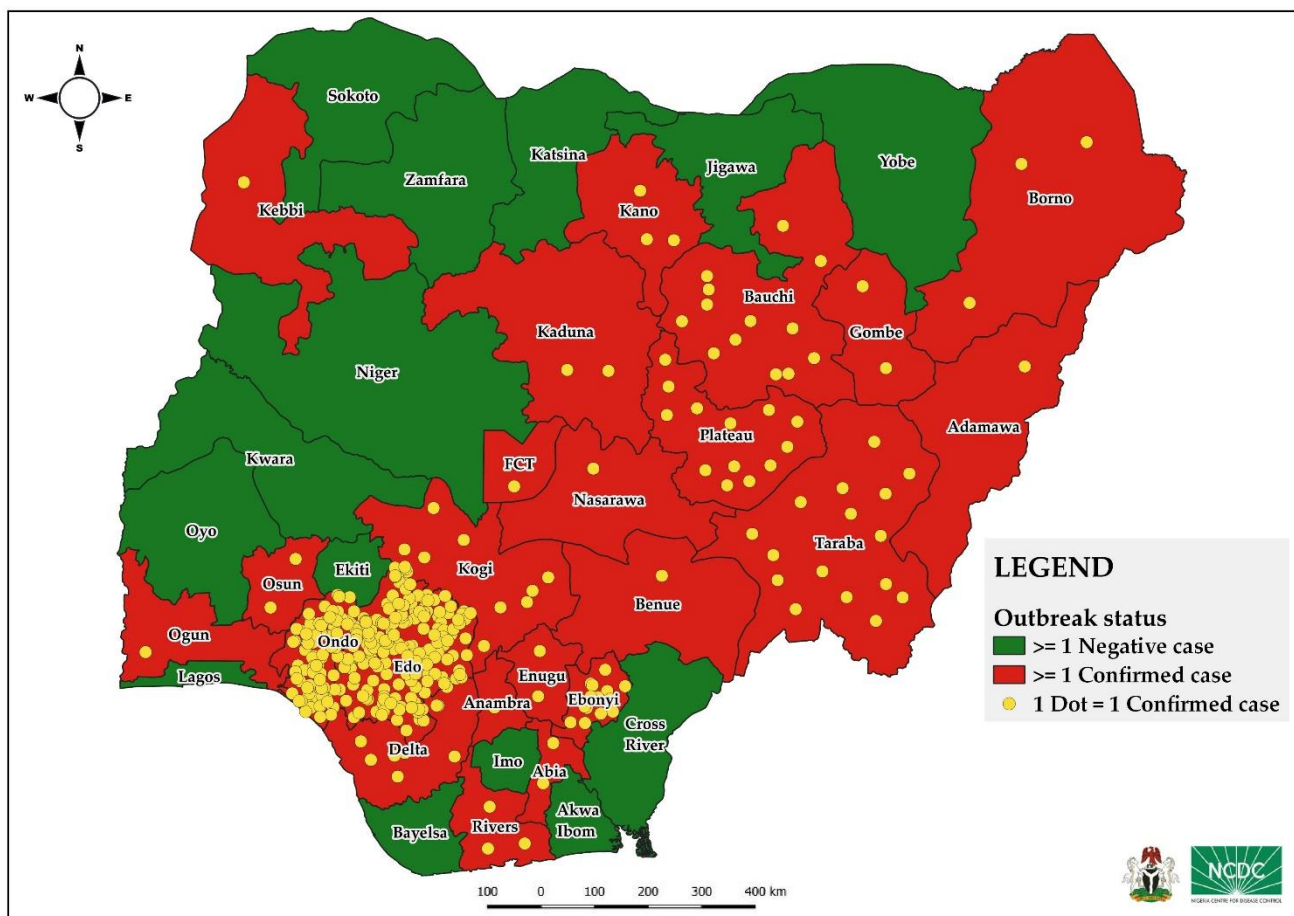


Figure 2. Confirmed Lassa fever cases by States in Nigeria, week 01- 05, 2020

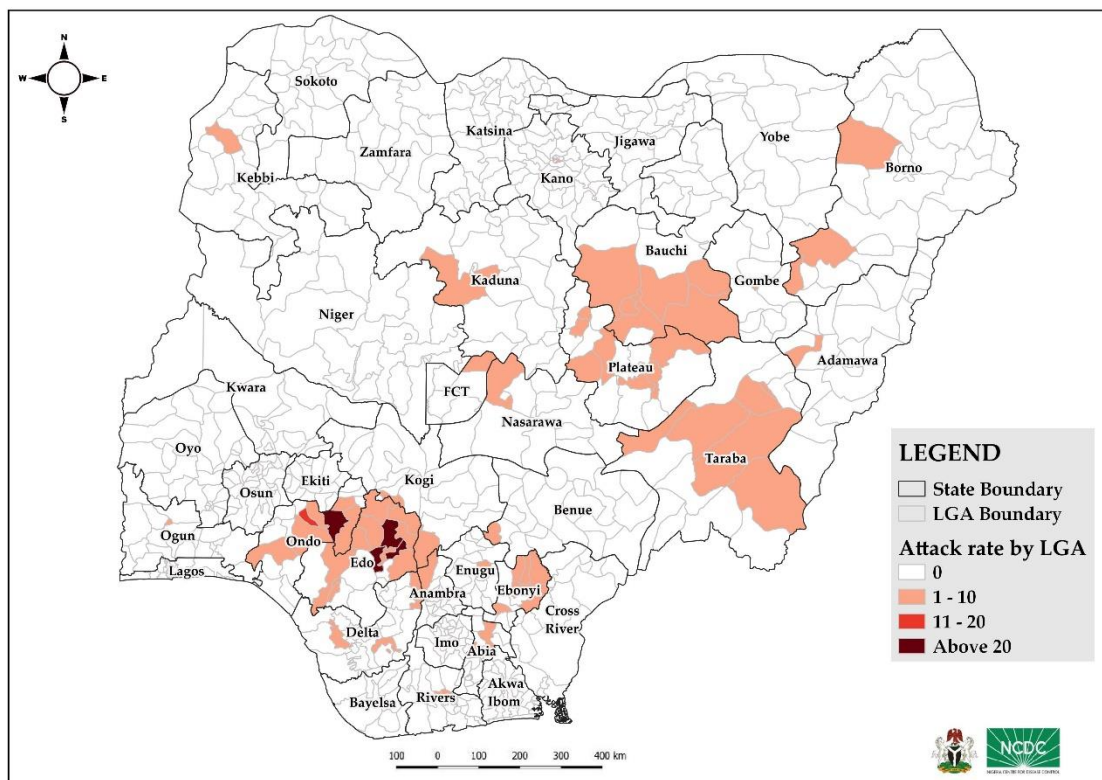


Figure 3. Confirmed Lassa fever rate per 100,000 population for LGAs in Nigeria, week 01- 05, 2020

Table 3. Cumulative number of confirmed cases for 2020 and new confirmed cases for the current week by State in Nigeria with trend compared to previous week

State	Cumulative number of confirmed cases	New confirmed cases	Trend	State	Cumulative number of confirmed cases	New confirmed cases	Trend	State	Cumulative number of confirmed cases	New confirmed cases	Trend
Ondo	129	27	↑	Bayelsa	0	0	↔	Katsina	0	0	↔
Edo	128	40	↑	Benue	1	0	↓	Kwara	0	0	↔
Ebonyi	21	6	↓	Borno	3	0	↓	Lagos	0	0	↔
Taraba	16	6	↑	Cross River	0	0	↔	Nasarawa	1	0	↓
Plateau	12	5	↑	Delta	9	4	↑	Niger	0	0	↔
Bauchi	13	6	↑	Ekiti	0	0	↔	Osun	2	0	↓
Ogun	1	0	↓	Enugu	3	1	↓	Oyo	0	0	↔
Abia	2	0	↓	FCT	1	1	↑	Rivers	3	0	↓
Kebbi	1	1	↑	Gombe	2	1	↑	Sokoto	0	0	↔
Kogi	9	3	↓	Imo	0	0	↔	Yobe	0	0	↔
Adamawa	1	0	↓	Jigawa	0	0	↔	Zamfara	0	0	↔
Akwa Ibom	0	0	↔	Kaduna	2	1	↔				
Anambra	1	1	↑	Kano	4	1	↓				
Nigeria total									365	104	↑

Key

- ↑ Increase
- ↓ Decrease
- ↔ No difference

Table 4: Key indicators for current week 2020 and trend compared to previous week, Nigeria

Indicator	Number for current week	Trend from previous week	Cumulative number for 2020
Probable cases	0	↓	3
HCW affected	1	↓	10
Cases undergoing treatment in Treatment centres	101	↑	361
Contact tracing			
Contacts under follow up	866	↑	1710
Contacts completed follow up	155	↓	412
Symptomatic contacts	9	↓	20
Positive contacts	1	↓	3
Contacts lost to follow up	0	↔	0

Key

- ↑ Increase
- ↓ Decrease
- ↔ No difference

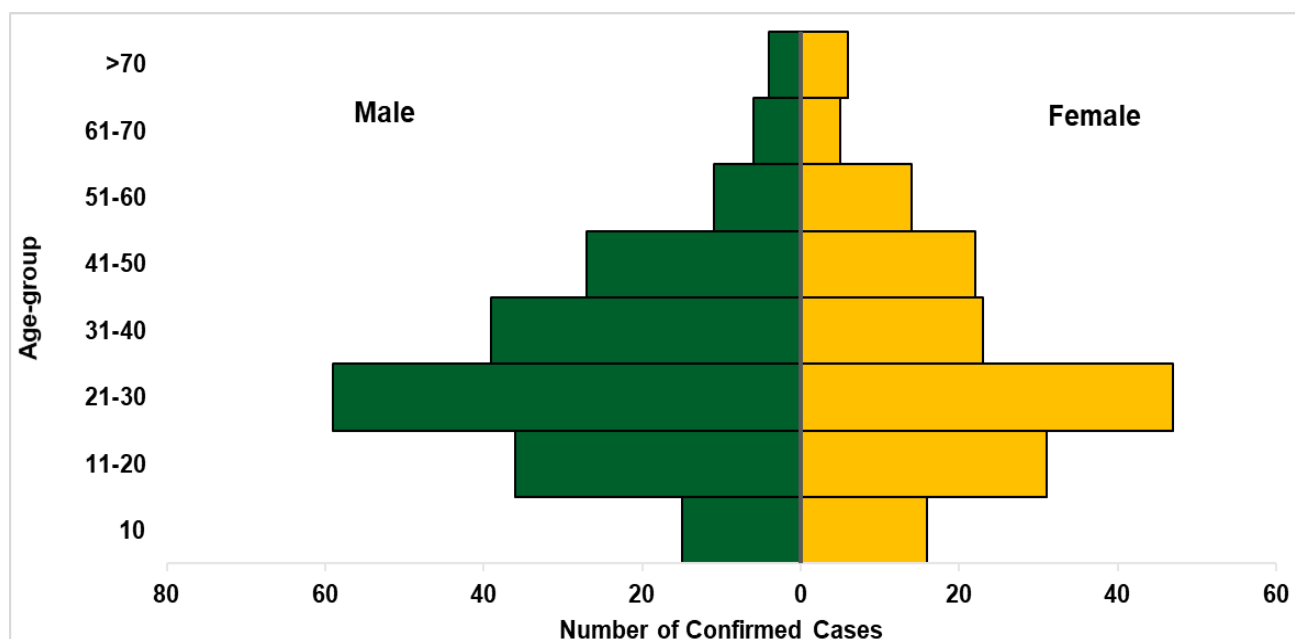


Figure 4. Age and sex pyramid showing number of confirmed Lassa fever cases for 2020

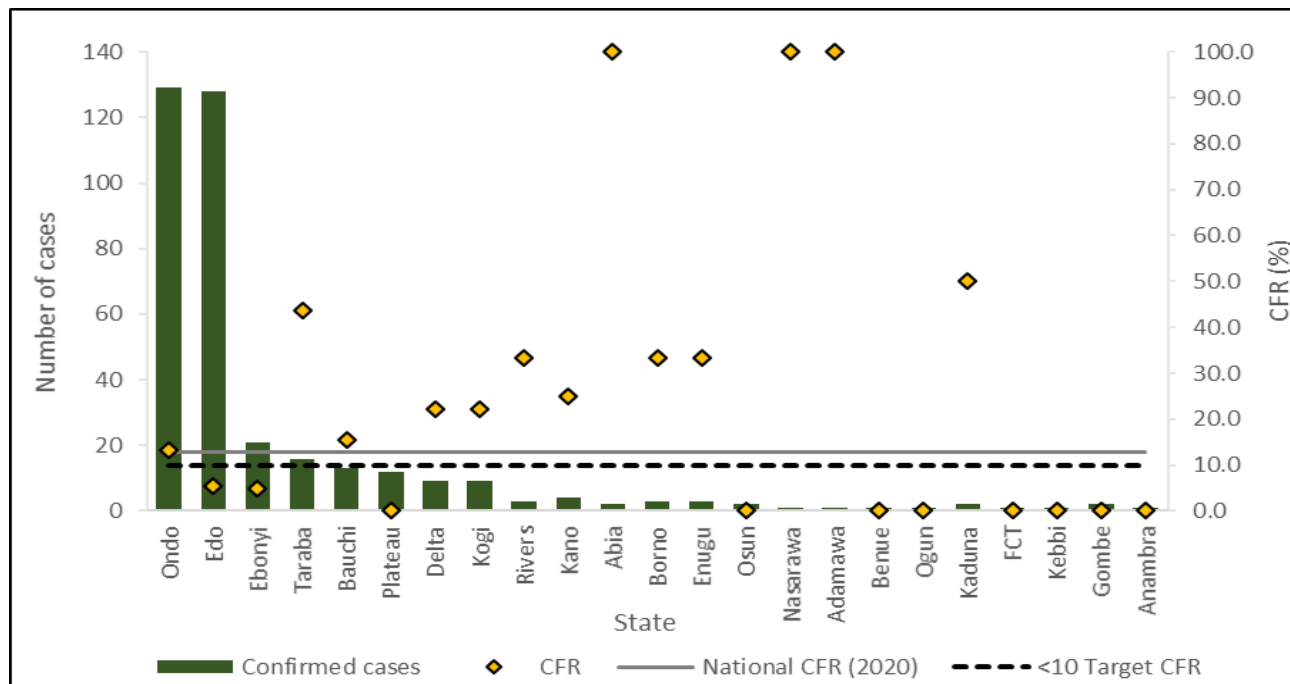


Figure 5: Number of confirmed cases with case fatality rate (CFR) by state, week 01- 05, 2020

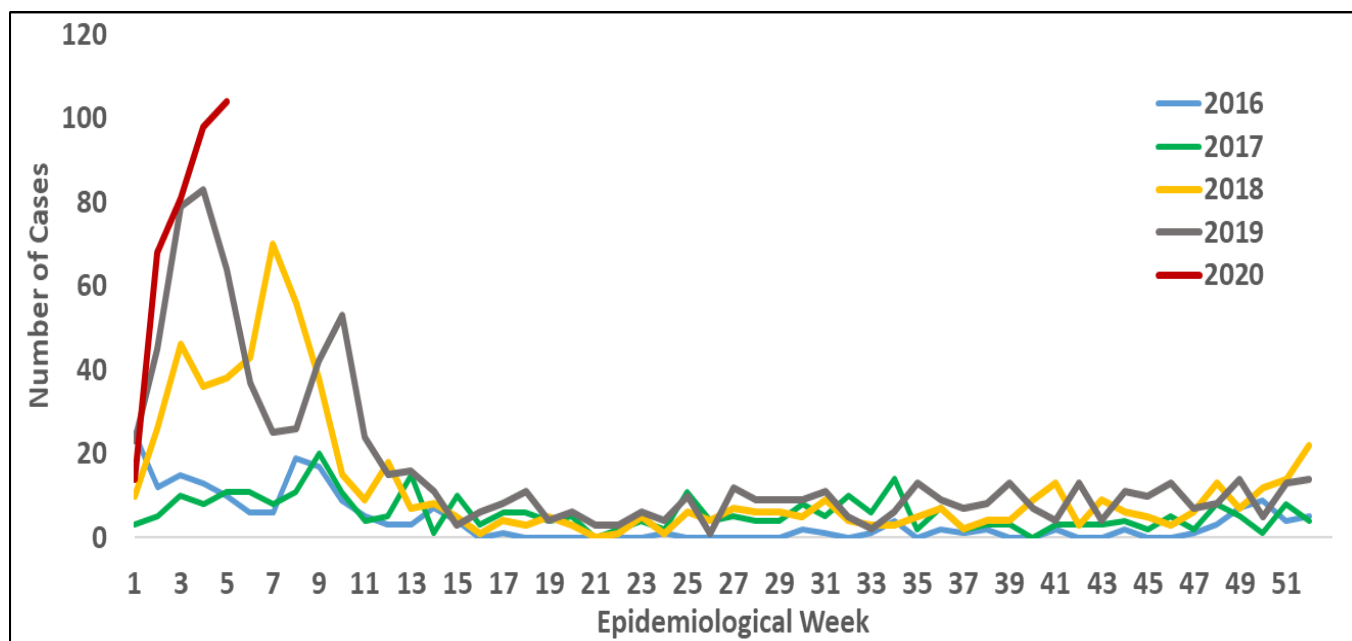


Figure 6: Trend of confirmed cases by epidemiological week, 2016 – 2020 (05), Nigeria.

Response activities

- The National Emergency Operations Centre (EOC) has been activated to coordinate response activities across states. Of the states with confirmed cases, eight of them have activated state-level EOCs
- Rapid Response Teams have been deployed from NCDC to support response activities in five states
- State Public Health Emergency Operations Centre activated in affected States
- The five molecular laboratories for Lassa fever testing in the NCDC network are working full capacity to ensure that all samples are tested and results provided within the shortest turnaround time
- NCDC is working to support every state in Nigeria to identify one treatment centre, while supporting existing ones with care, treatment and IPC commodities
- Risk communications and community engagement activities have been scaled up across states using television, radio, print, social media and other strategies

Notes on this report

Data Source

Information for this disease was case based data retrieved from the National Lassa fever Emergency Operations Centre.

Case definitions

- **Suspected case:** any individual presenting with one or more of the following: malaise, fever, headache, sore throat, cough, nausea, vomiting, diarrhoea, myalgia, chest pain, hearing loss and either a. History of contact with excreta or urine of rodents b. History of contact with a probable or confirmed Lassa fever case within a period of 21 days of onset of symptoms OR Any person with inexplicable bleeding/hemorrhagia.
- **Confirmed case:** any suspected case with laboratory confirmation (positive IgM antibody, PCR or virus isolation)
- **Probable case:** any suspected case (see definition above) who died or absconded without collection of specimen for laboratory testing
- **Contact:** Anyone who has been exposed to an infected person, or to an infected person's secretions, excretions, or tissues within three weeks of last contact with a confirmed or probable case of Lassa fever
- **Active State:** means where there has been at least one confirmed case, and contacts within 21 days post exposure

Calculations

- Case Fatality Rate (CFR) for this disease is reported for confirmed cases only