

SITUATION REPORT

Nigeria Centre For Disease Control (NCDC)

www.ncdc.gov.ng

PLOT 800 EBITU UKIWE STREET, JABI ABUJA, NIGERIA. TOLL FREE CALL: 0800-970000-10. E: info@ncdc.gov.ng



@NCDCgov

TITLE:	MONTHLY UPDATE ON MONKEYPOX (MPX) IN NIGERIA
SERIAL NUMBER:	07
EPI-WEEK:	26
DATE:	June 30, 2021

Key Indicators	Number
Total cases reported 2017-2021	466
Total deaths 2017-2021	8
Total confirmed cases in 2017	88
Total confirmed cases in 2018	49
Total confirmed cases in 2019	47
Total confirmed cases in 2020	8
Total confirmed cases in 2021	13

EPIDEMIOLOGICAL SUMMARY

- Since September 2017, Nigeria has continued to report sporadic cases of monkeypox. The National Technical Working Group for monkeypox has been monitoring cases and strengthening preparedness/response capacity.
- From September 2017 to June 2021, a total of 466 suspected monkeypox cases have been reported from 30 states.
- Of the reported cases, 205 (43.9%) have been confirmed in 18 states - Rivers (50), Bayelsa (39), Lagos (28), Delta (23), Cross River (13), Imo (8), Akwa Ibom (7), Edo (7), Oyo (6), FCT (5), Enugu (4), Abia (3), Plateau (3), Nasarawa (2), Benue (2), Anambra (2), Ekiti (2) and Ebonyi (1)
- A total of eight deaths have been recorded (CFR= 3.9%) in six states – Edo (2), Lagos (2), Imo (1), Cross River (1), FCT (1) and Rivers (1) – Cross River (1), Edo (2), FCT (1), Imo (1), Lagos (2) and Rivers (1) from September 2017 to May 2021.
- In 2021, a total of 52 suspected cases have been reported between January and June. Of the suspected cases, 13 were confirmed from five states Delta (3), Bayelsa (2), Lagos (4), Edo (1), Rivers (3) and no death



Figure 1: Epidemic Curve of Suspected & Confirmed MPX Cases Jan. 2021 till date

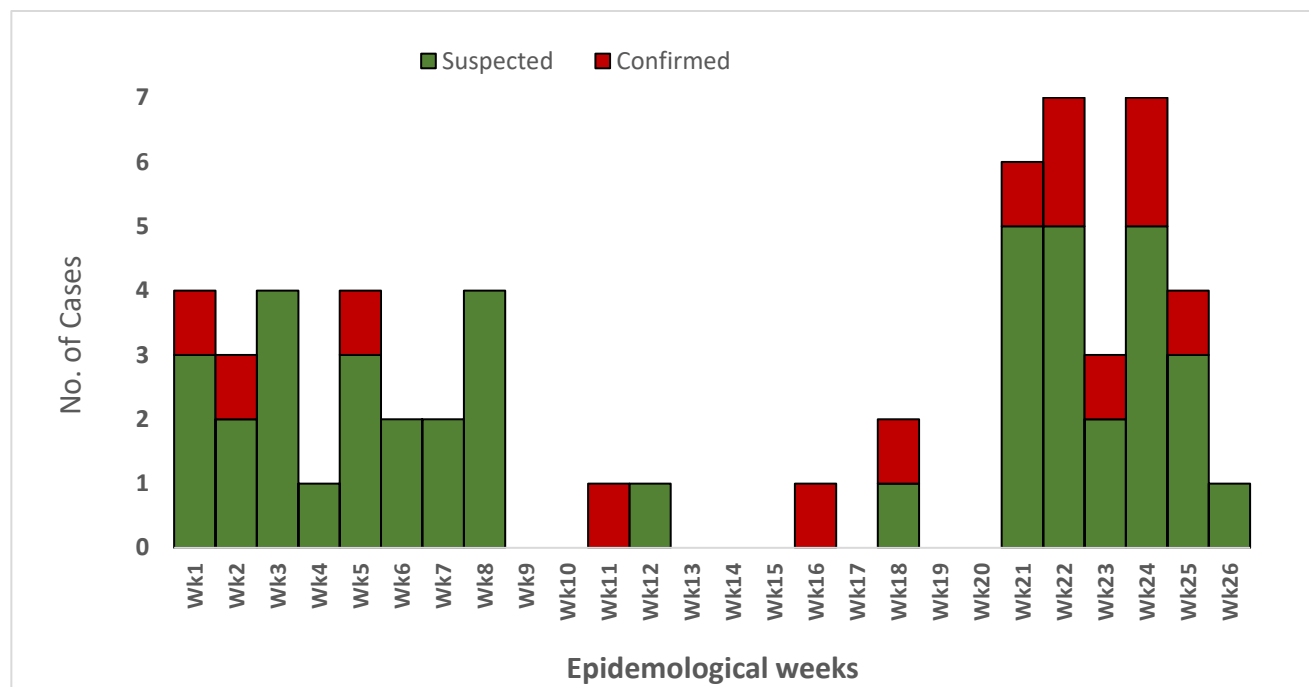


Table 2: Nigeria confirmed monkeypox cases by state, 2017-2021

State	2017	2018	2019	2020	2021	Total
Rivers	25	14	7	1	3	50
Bayelsa	19	11	7	0	2	39
Lagos	4	1	15	4	4	28
Delta	3	6	10	1	3	23
Cross River	9	3	1	0	0	13
Imo	5	2	1	0	0	8
Akwa Ibom	6	0	1	0	0	7
Oyo	1	3	2	0	0	6
Edo	4	1	1	0	1	7
FCT	5	0	0	0	0	5
Enugu	1	2	1	0	0	4
Abia	1	2	0	0	0	3
Plateau	0	2	0	1	0	3
Nasarawa	1	1	0	0	0	2
Benue	2	0	0	0	0	2
Anambra	0	1	1	0	0	2
Ekiti	2	0	0	0	0	2
Ebonyi	0	0	0	1	0	1
Grand Total	88	49	47	8	13	205

Figure 2 Map Showing States with Confirmed MPX Cases from 2017 till date (18 states)

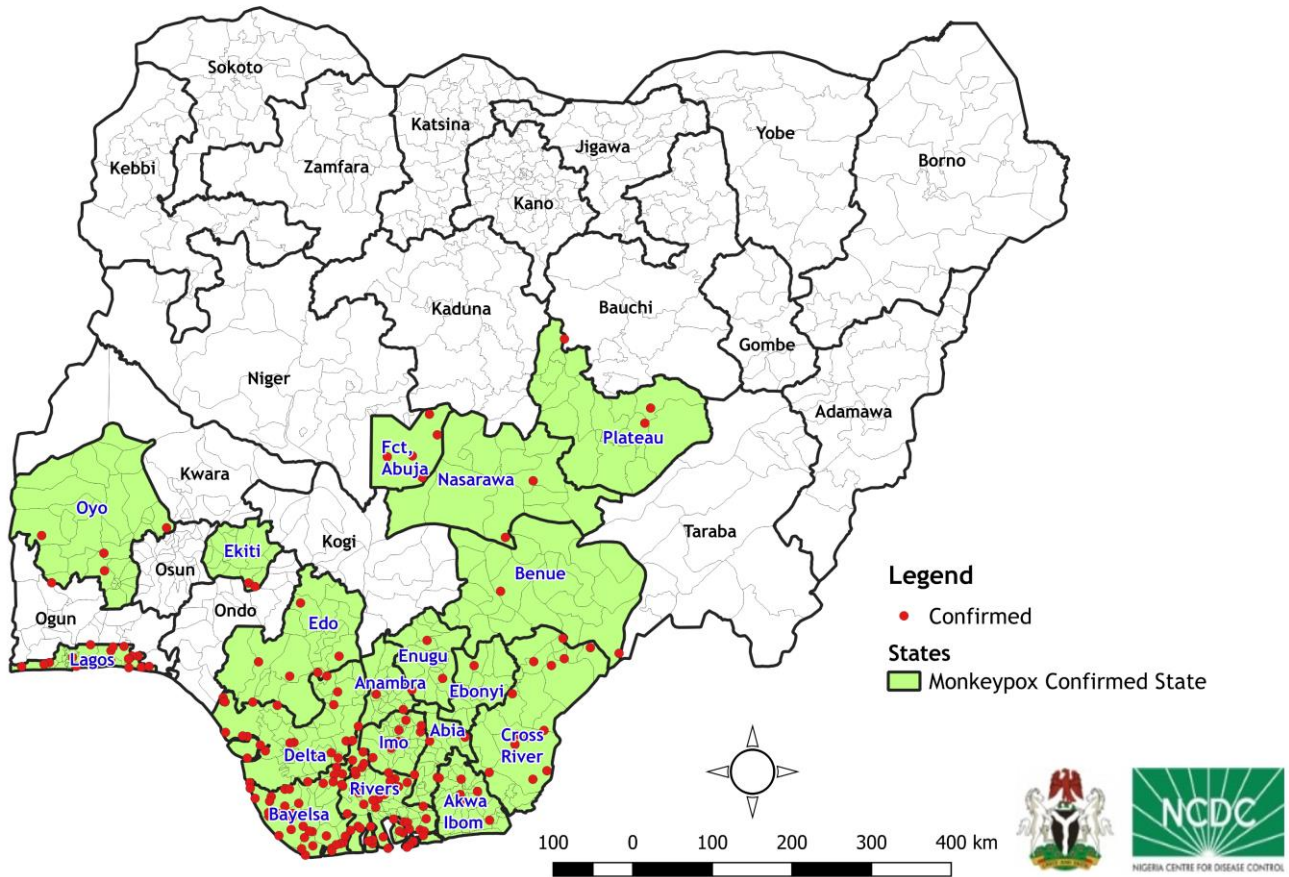


Figure 3: Nigeria confirmed Monkeypox cases by the year of incidence- 2017-21

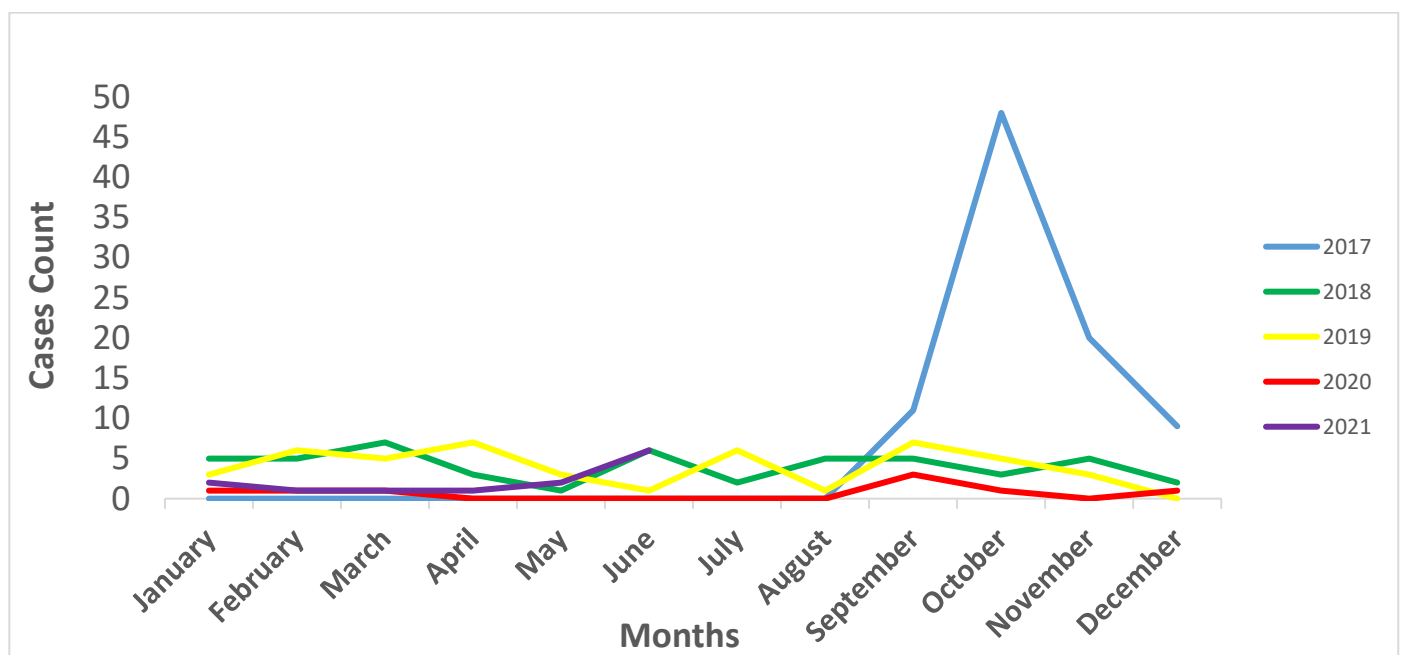
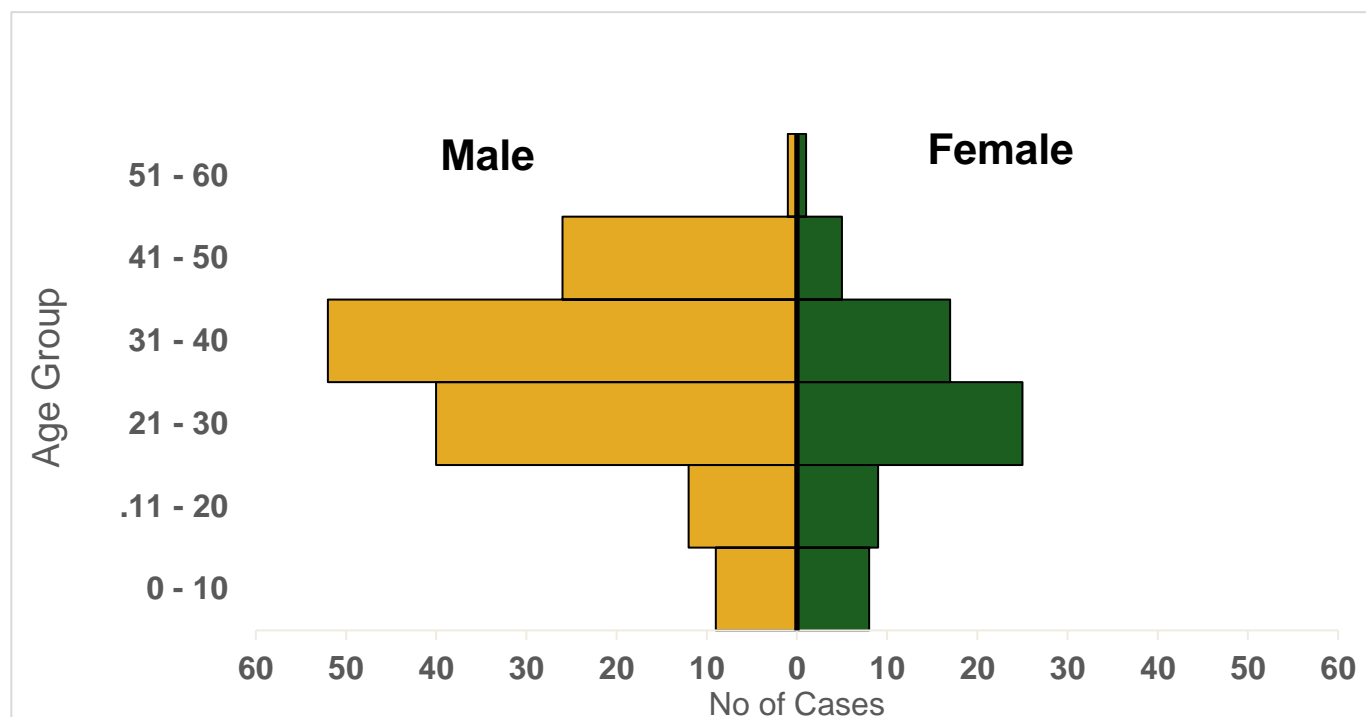


Table 3: Age distribution of confirmed Monkeypox cases 2017-21

Age Group	2017	2018	2019	2020	2021	Total
0-10 Years	7	5	1	0	0	13
11-20 Years	12	4	1	0	1	18
21-30 Years	34	13	13	4	3	67
31- 40 Years	26	17	22	4	6	75
41-50 Years	9	10	9	0	3	31
51-60 Years	0	0	1	0	0	1
Total	88	49	47	8	13	205

Figure 4: Age and sex distribution of Nigeria confirmed monkeypox cases 2017-21



Challenges with monkeypox surveillance

1. Weak monkeypox surveillance, likely linked to COVID 19 pandemic response
2. Low utilisation of health facilities by patients due to stigmatisation, cost, and low mortality rate. Low sample collection rate in reporting states

KEY ACTIVITIES

Coordination

1. Monkeypox activities are being coordinated by the Multi Agency MPX Technical Working Group at NCDC
2. Offsite support is being provided to states

Epidemiology/Surveillance

1. Phase 2 of the enhanced Surveillance ongoing in Rivers, Delta and Bayelsa States. This is an active case search for MPX cases in these hotspot states
2. Engagement of community and LGA surveillance officers to support state and LGA surveillance teams

Next steps:

1. Continue phase 2 Enhanced surveillance in the three additional states and Lagos
2. Weekly follow up calls/emails to states surveillance team and MPX treatment facilities
3. Continue onsite/offsite support to states