

NIGERIA CENTRE FOR DISEASE CONTROL

# Lassa fever Situation Report

Epi Week 51: 20 – 26 December 2021

## Key Points

**Table 1: Summary of current week (51), cumulative from Epi week 01–51, 2021 and comparison with previous year (2020)**

Reporting Period	Suspected cases	Confirmed cases	Probable cases	Deaths (Confirmed cases)	Case Fatality Ratio (CFR)	States and LGAs affected (Confirmed cases)
Current week (week 51)	193	29	0	3	10.3%	State(s): 4 LGA(s): 12
2021 Cumulative (week 1-51)	4482	482	5	99	20.5%	State(s): 17 LGA(s): 67
2020 Cumulative (week 1-51)	6668	1175	14	242	20.6%	State(s): 27 LGA(s): 130

## Highlights

- In week 51, the number of new confirmed cases increased from 10 in week 50, 2021 to 29 cases. These were reported from Bauchi, Edo, Ondo and Plateau States (Table 3)
- Cumulatively from week 1 to week 51, 2021, 99 deaths have been reported with a case fatality rate (CFR) of 20.5% which is lower than the CFR for the same period in 2020 (20.6%)
- In total for 2021, 17 States have recorded at least one confirmed case across 67 Local Government Areas (Figure 2 and 3)
- Of all confirmed cases, 83% are from Edo (42%), Ondo (34%) and Bauchi (7%) States.
- The predominant age-group affected is 21-30 years (Range: <1 to 70 years, Median Age: 29 years). The male to female ratio for confirmed cases is 1:0.9 (Figure 4)
- The number of suspected cases has decreased compared to that reported for the same period in 2020
- No new Healthcare workers affected in the reporting week 50
- National Lassa fever multi-partner, multi-sectoral Technical Working Group (TWG) continues to coordinate the response activities at all levels

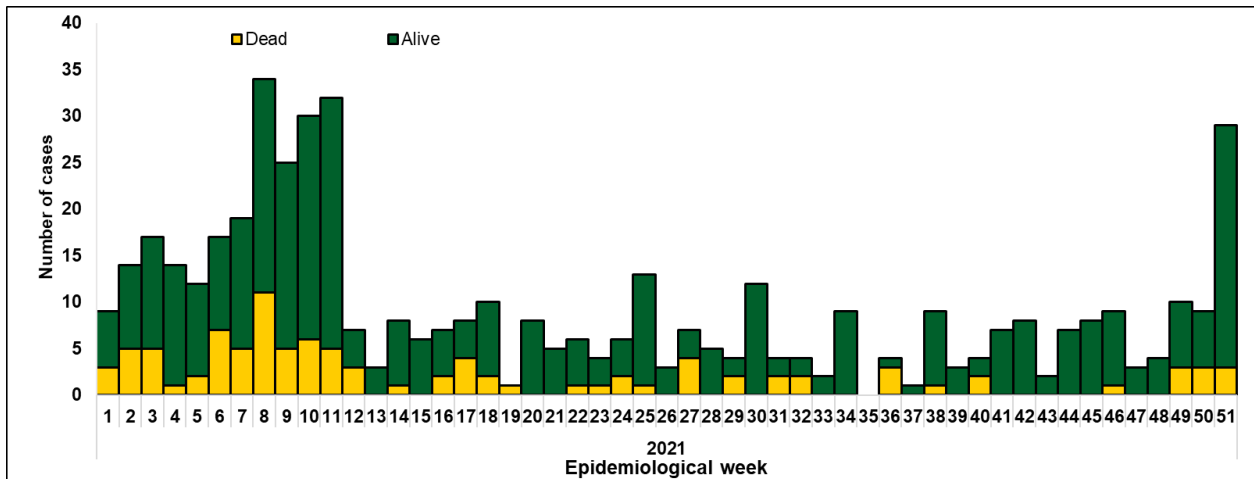


Figure 1. Epidemic curve of confirmed Lassa fever cases epidemiological week 51, 2021

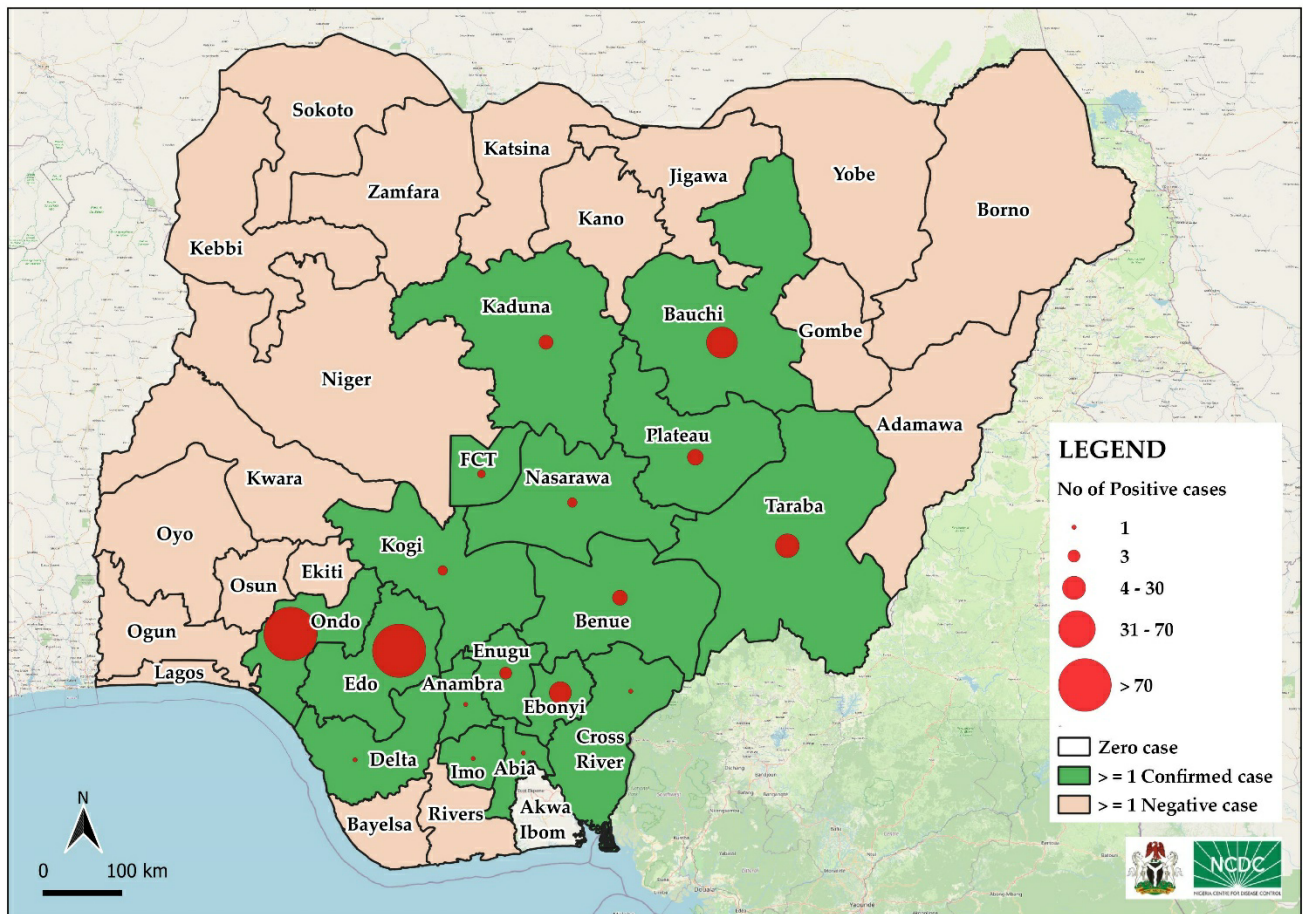


Figure 2. Confirmed Lassa fever cases by States in Nigeria, week 51, 2021

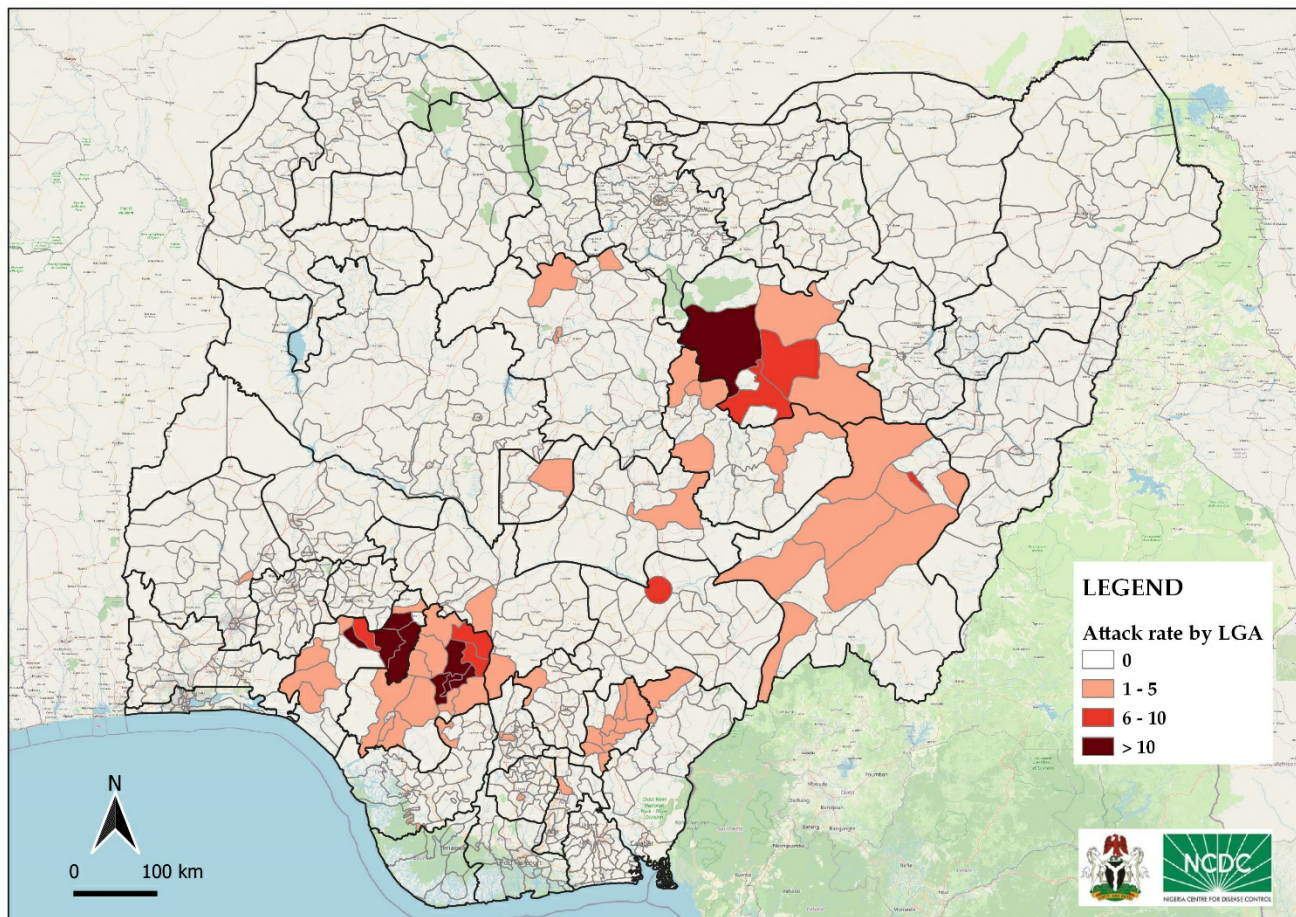


Figure 3. Confirmed Lassa fever rate per 100,000 population for LGAs in Nigeria, week 51, 2021

Table 2: Key indicators for current week 2021 and trend compared to previous week, Nigeria

Indicator	Number for current week	Trend from previous week	Cumulative number for 2020
Probable cases	0	↔ ↔	5
Health Care Worker affected	2	↔	10
Cases undergoing treatment in Treatment centres	29	↔	454
<b>Contact tracing</b>			
Cumulative contact listed	15	↔	3452
Contacts under follow up	487	↔	487
Contacts completed follow up	40	↔	2939
Symptomatic contacts	9	↔	40
Positive contacts	5	↔	19
Contacts lost to follow up	0	↔ ↔	7

**Key**  
 ↑ Increase  
 ↓ Decrease  
 ↔ No difference

Table 3. Weekly and Cumulative number of suspected and confirmed cases for 2021

	States	Current week: (Week 51)						Cumulative (Week 1 - 51)				
		Cases				Deaths		Cases				Deaths
		Suspected	Confirmed	Trend	Probable	HCW *	(Confirmed Cases)	Suspected	Confirmed	Probable	HCW *	(Confirmed Cases)
1	Edo	71	6	▲			1	2652	203			15
2	Ondo	32	4					954	163	1	6	45
3	Bauchi	39	18	▲			2	145	35	1		11
4	Taraba							71	21	1	1	12
5	Ebonyi	5		▼				143	18			9
6	Plateau	7	1	▲				41	9			
7	Benue							31	8			
8	Kaduna	7						51	7			4
9	Enugu							14	5	1	1	1
10	Nasarawa	4						67	3	1	2	2
11	Kogi							16	3			
12	FCT	5						55	2			
13	Cross River							4	1			
14	Imo							9	1			
15	Anambra	3						10	1			
16	Delta	2						50	1			
17	Abia	3						11	1			
18	Plateau							1				
19	Sokoto	1						3				
20	Kwara							4				
21	Bayelsa							3				
22	Katsina							2				
23	Niger							1				
24	Ogun							3				
25	Oyo							4				
26	Rivers	1						10				
27	Zamfara							1				
28	Jigawa	1						11				
29	Adamawa							8				
30	Gombe							22				
31	Lagos	1						16				
32	Kano	11						24				
33	Ekiti							3				
34	Yobe							4				
35	Kebbi							2				
36	Borno							13				
37	Osun							3				
	Total	193	29	▲	0	0	3	4462	482	5	10	99

## Key

▼	Decrease
▲	Increase

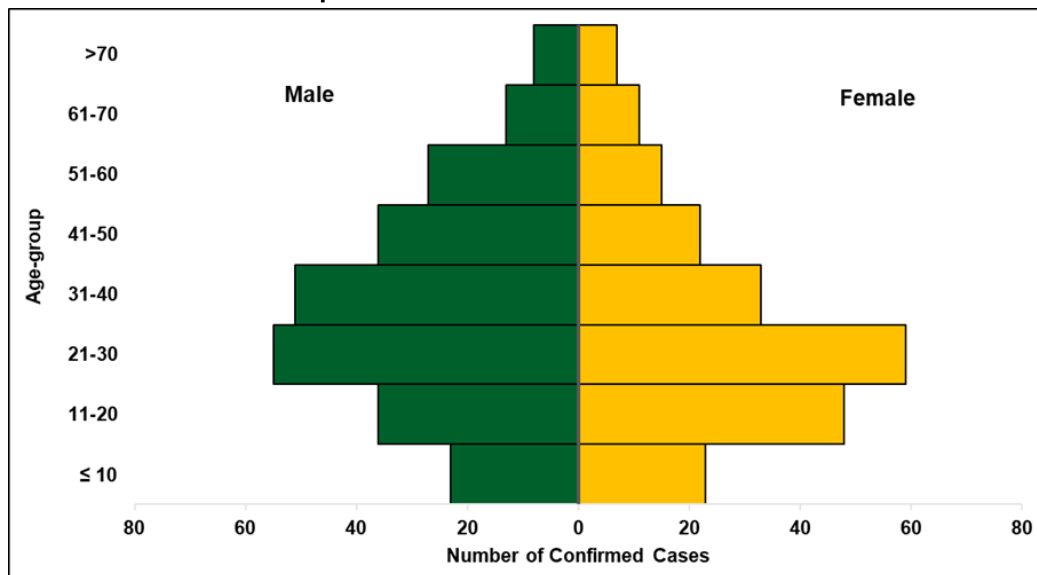


Figure 4. Age and sex pyramid showing number of confirmed Lassa fever cases for 2021

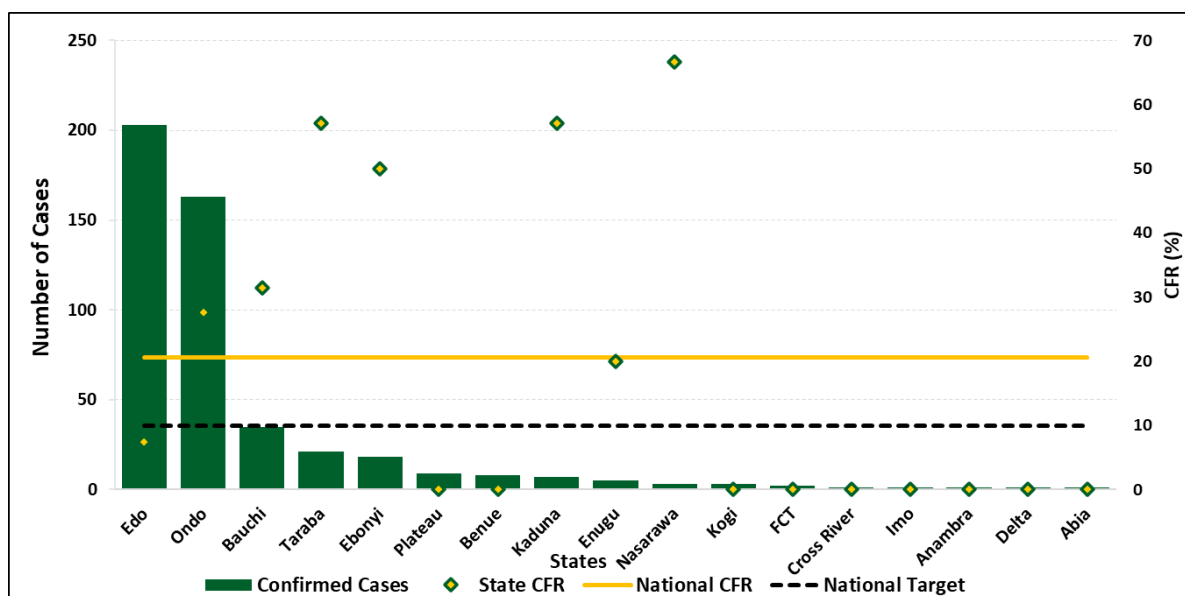


Figure 5: Number of confirmed cases with case fatality rate (CFR) by state week 51 2021

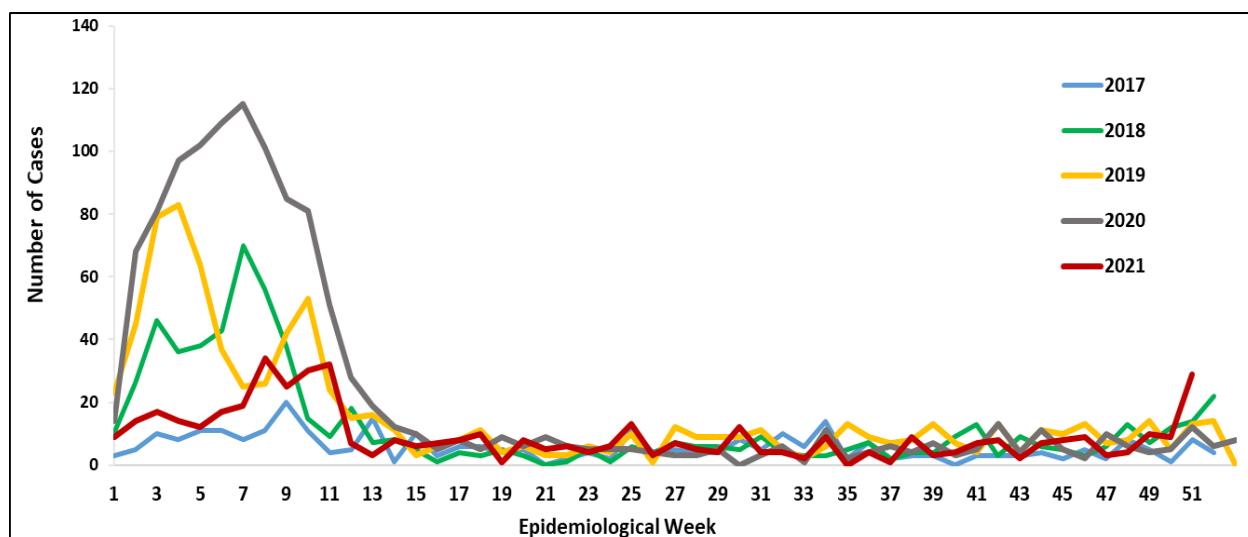


Figure 6: Trend of confirmed cases by epidemiological week, 2017– 2021, Nigeria

## Response activities

- Conducted 2021 Lassa fever high burden States preparedness/response engagement meeting
- Lassa fever alert letters sent to States
- The National Emergency Operations Centre alert mode activated 2021 for effective multi-sectoral, multi-disciplinary coordination of Lassa fever response
- State Public Health Emergency Operations Centre activated in affected States
- The five Lassa fever molecular laboratories in the NCDC network are working full capacity to ensure that all samples are tested and results provided within the shortest turnaround time
- Confirmed cases are treated at identified treatment centres across the states
- Dissemination of reviewed case management and safe burial practices guidelines
- Risk communications and community engagement activities have been scaled up across states using television, radio, print, social media and other strategies
- Implementation of Lassa fever Environmental response campaign in high burden states by Federal Ministry of Environment
- Deployment of National Rapid Respond Teams to three States to support Lassa fever Response

## Notes on this report

### Data Source

Information for this disease was case based data retrieved from the National Lassa fever Emergency Operations Centre.

### Case definitions

- **Suspected case:** any individual presenting with one or more of the following: malaise, fever, headache, sore throat, cough, nausea, vomiting, diarrhoea, myalgia, chest pain, hearing loss and either a. History of contact with excreta or urine of rodents b. History of contact with a probable or confirmed Lassa fever case within a period of 21 days of onset of symptoms OR Any person with inexplicable bleeding/hemorrhagia.
- **Confirmed case:** any suspected case with laboratory confirmation (positive IgM antibody, PCR or virus isolation)
- **Probable case:** any suspected case (see definition above) who died or absconded without collection of specimen for laboratory testing
- **Contact:** Anyone who has been exposed to an infected person, or to an infected person's secretions, excretions, or tissues within three weeks of last contact with a confirmed or probable case of Lassa fever

### Calculations

- Case Fatality Rate (CFR) for this disease is reported for confirmed cases only