

# Lassa fever Situation Report

Epi Week 51: 14 – 20 December 2020

## Key Points

**Table 1: Summary of current week (51), cumulative from Epi week 01–51, 2020 and comparison with previous year (2019)**

Reporting Period	Suspected cases	Confirmed cases	Probable cases	Deaths (Confirmed cases)	Case Fatality Ratio (CFR)	States and LGAs affected (Confirmed cases)
<b>Current week</b> (week 51)	78	12	0	1	8.3%	State(s): 2 LGA(s): 10
<b>2020 Cumulative</b> (week 1-51)	6668	1175	14	242	20.6%	State(s): 27 LGA(s): 130
<b>2019 Cumulative</b> (week 1-51)	4967	817	19	170	20.8%	State(s): 23 LGA(s): 86

## Highlights

- In week 51, the number of new confirmed cases increased from 5 in week 50, 2020 to 12 cases. These were reported from 2 States (Edo and Ondo) (Table 3).
- Cumulatively from week 1 to week 51, 2020, 242 deaths have been reported with a case fatality rate (CFR) of 20.6% which is lower than the CFR for the same period in 2019 (20.8%).
- In total for 2020, 27 States have recorded at least one confirmed case across 130 Local Government Areas (Figure 2 and 3).
- Of all confirmed cases, 75% are from Ondo (36%), Edo (32%) and Ebonyi (7%) States.
- The predominant age-group affected is 21-30 years (Range: <1 to 99 years, Median Age: 30 years). The male to female ratio for confirmed cases is 1:0.9 (Figure 4).
- The number of suspected cases has significantly increased compared to that reported for the same period in 2019.
- One new Healthcare worker was affected in the reporting week 51.
- Lassa fever outbreak emergency phase declared over on the 28<sup>th</sup> of April 2020 based on composite indicators national threshold.
- National Lassa fever multi-partner, multi-sectoral Technical Working Group (TWG) continues to coordinate the response activities at all levels.

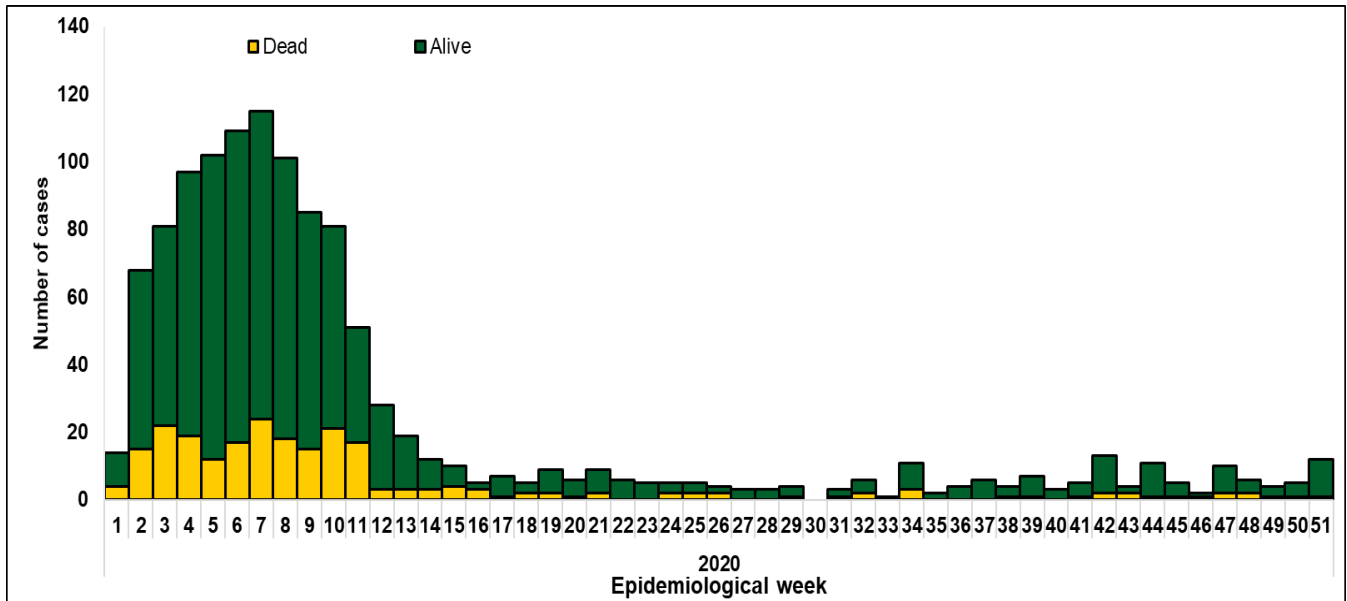


Figure 1. Epidemic curve of confirmed Lassa fever cases from epidemiological week 01 to 51, 2020

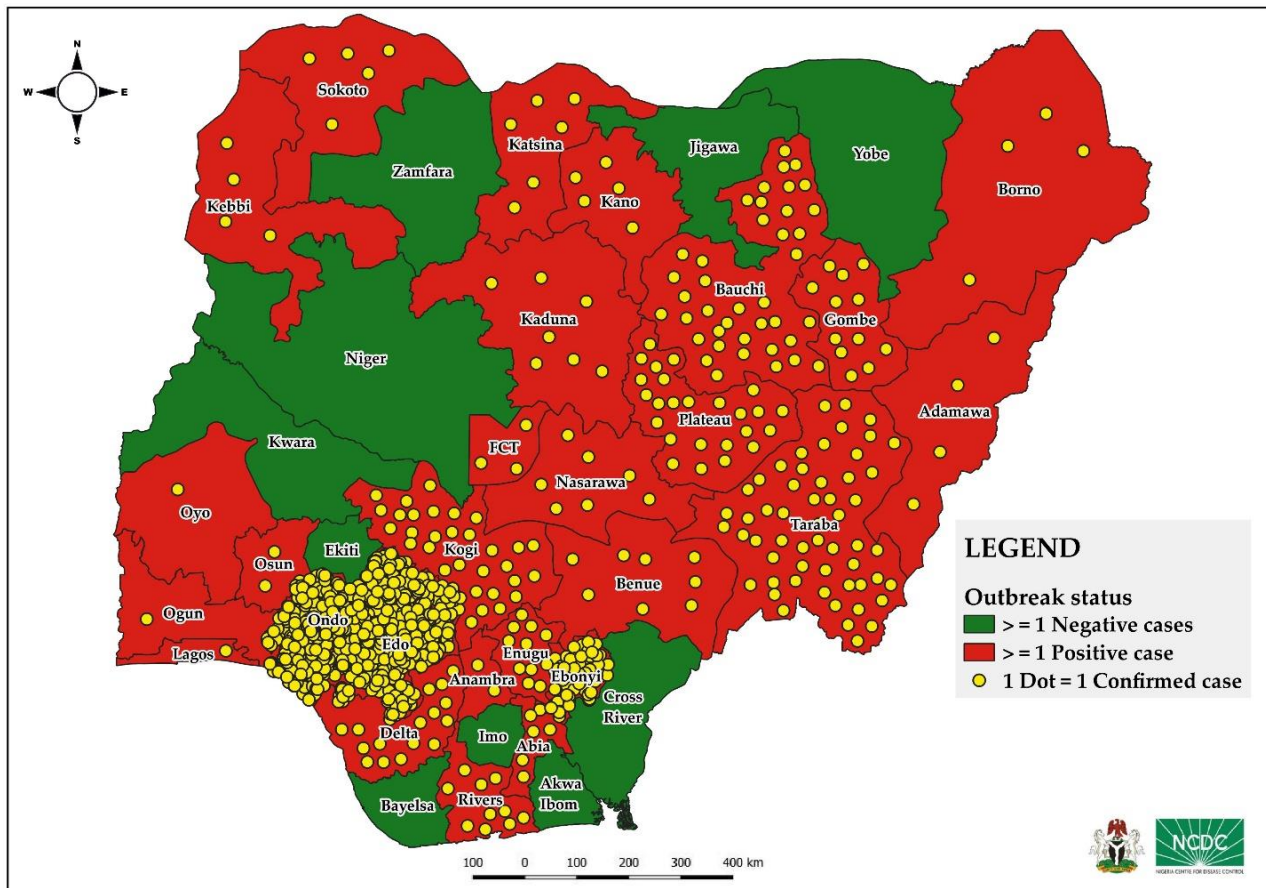


Figure 2. Confirmed Lassa fever cases by States in Nigeria, week 01- 51, 2020

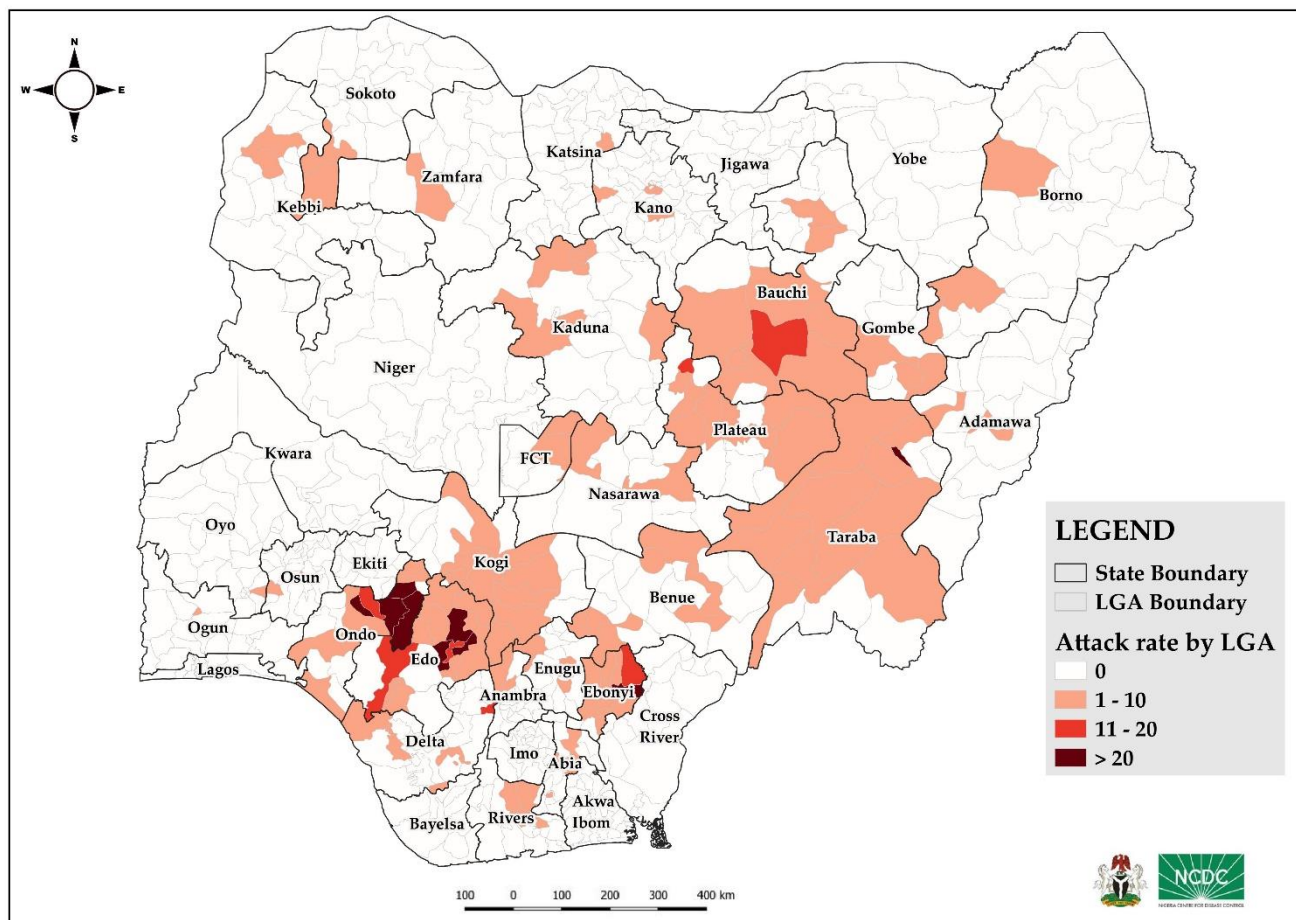


Figure 3. Confirmed Lassa fever rate per 100,000 population for LGAs in Nigeria, week 01- 51, 2020

Table 2: Key indicators for current week 2020 and trend compared to previous week, Nigeria

Indicator	Number for current week	Trend from previous week	Cumulative number for 2020
Probable cases	0	↔	14
Health Care Worker affected	1	↔	47
Cases undergoing treatment in Treatment centres	6	↑	1185
<b>Contact tracing</b>			
Cumulative contact listed	0	↓	10103
Contacts under follow up	6	↑	6
Contacts completed follow up	0	↓	9996
Symptomatic contacts	0	↔	172
Positive contacts	0	↔	57
Contacts lost to follow up	0	↔	44

**Key**  
 ↑ Increase  
 ↓ Decrease  
 ↔ No difference

Table 3. Weekly and Cumulative number of suspected and confirmed cases for 2020

States	Current week: (Week 51)						Cumulative (Week 1 - 51)					
	Cases				Deaths		Cases				Deaths	
	Suspected	Confirmed	Trend	Probable HCW	(Confirmed Cases)		Suspected	Confirmed	Probable	HCW	(Confirmed Cases)	
1 Abia							61	5				2
2 Adamawa							21	4				1
3 Akwa Ibom							13					
4 Anambra	1						35	2				1
5 Bauchi							409	51	3	7		22
6 Bayelsa							7					
7 Benue	3						108	10		1		4
8 Borno							34	4		1		1
9 Cross River							14					
10 Delta							164	18		3		3
11 Ebonyi	1						369	80		1		23
12 Edo	39	6	▲				2730	379	1	9		40
13 Ekiti	5						20					
14 Enugu							73	10				2
15 FCT							73	3				2
16 Gombe							56	9	1	1		2
17 Imo							21					
18 Jigawa							30			1		
19 Kaduna							132	7	2	1		5
20 Kano							26	5	2	3		1
21 Katsina							50	6	1	1		2
22 Kebbi	1						32	4				2
23 Kogi							117	40	1			8
24 Kwara							15					
25 Lagos							33	1				
26 Nasarawa	2						51	9				4
27 Niger							10					
28 Ogun							40	1				
29 Ondo	25	6	▲	1	1		1477	420	1	17		81
30 Osun							35	2				
31 Oyo							13	1				
32 Plateau	1						181	32				8
33 Rivers							22	9				3
34 Sokoto							25	5				3
35 Taraba			▼				148	58	2	2		22
36 Yobe							5					
37 Zamfara							18					
<b>Total</b>	<b>78</b>	<b>12</b>	<b>▲</b>	<b>0</b>	<b>1</b>	<b>1</b>	<b>6668</b>	<b>1175</b>	<b>14</b>	<b>48</b>		<b>242</b>

Key	
▼	Decrease
▲	Increase

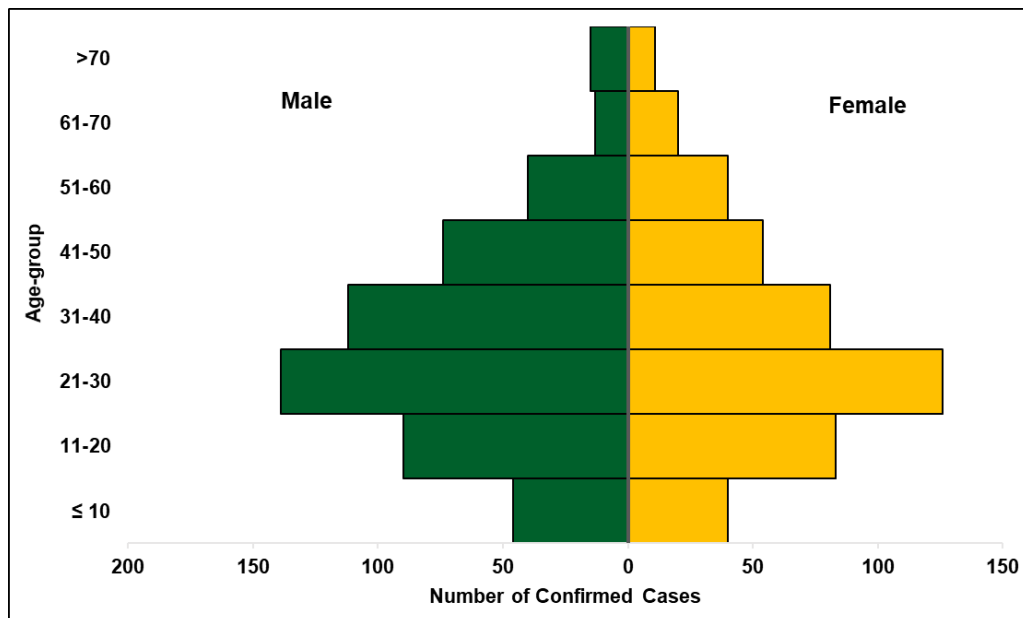


Figure 4. Age and sex pyramid showing number of confirmed Lassa fever cases for 2020

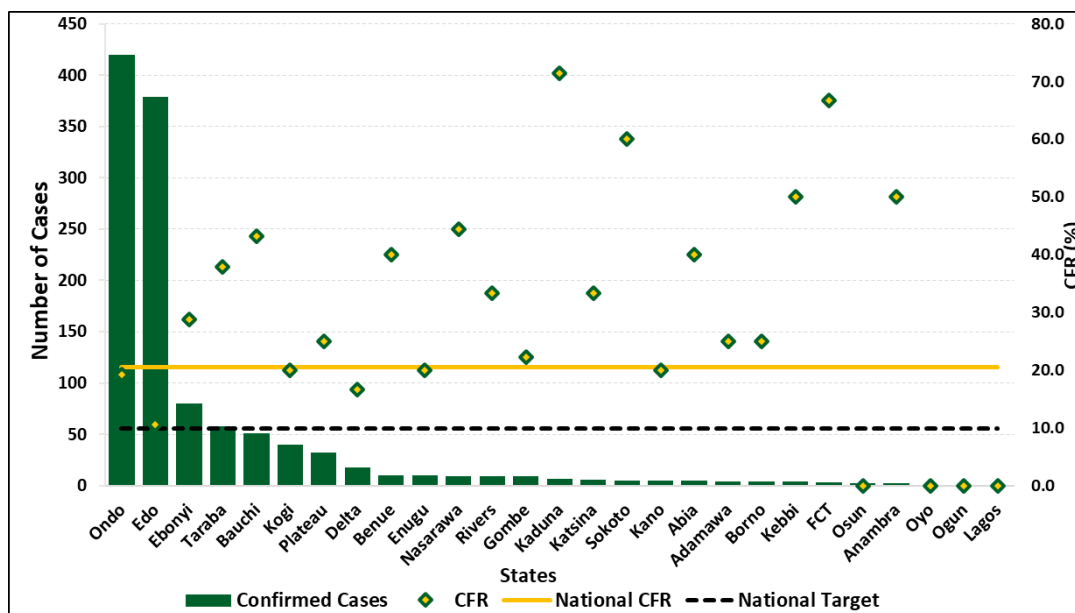


Figure 5: Number of confirmed cases with case fatality rate (CFR) by state, week 01- 51, 2020

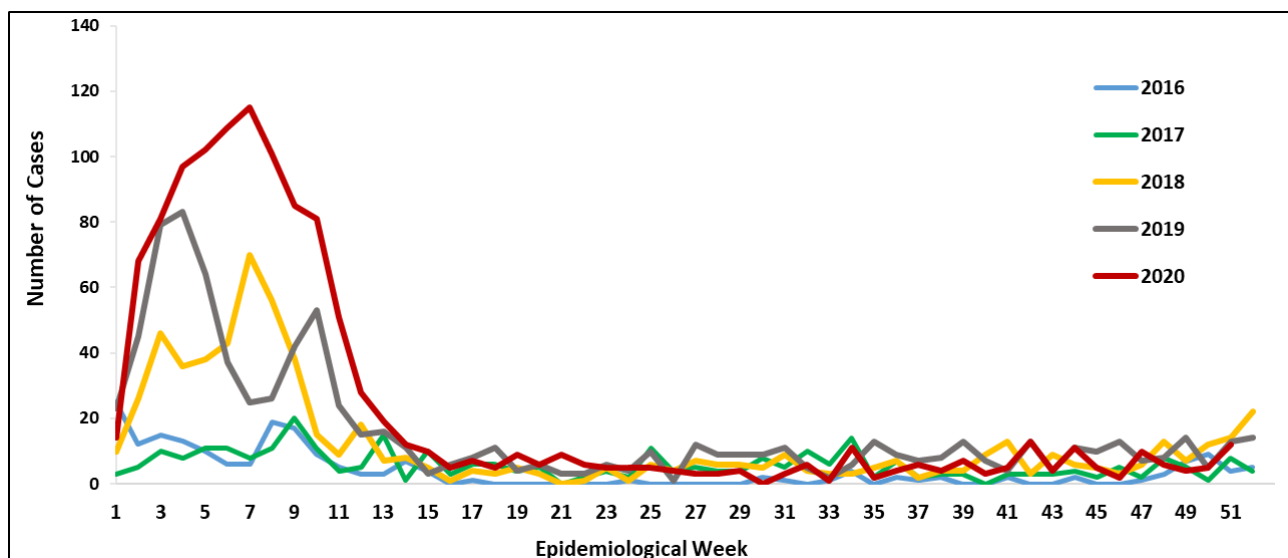


Figure 6: Trend of confirmed cases by epidemiological week, 2016 – 2020 (51), Nigeria

## Response activities

- The National multisectoral Lassa fever Emergency Operations Centre (EOC) was activated to coordinate response activities across States. States with confirmed cases have activated state-level EOCs.
- National Rapid Response Teams have been deployed from NCDC to support response activities in ten States
- Surge staff (Doctors, Nurses, Laboratorians and Hygienist) deployed to ISTH and FMC Owo
- State Public Health Emergency Operations Centre activated in affected States
- The five Lassa fever molecular laboratories in the NCDC network are working full capacity to ensure that all samples are tested and results provided within the shortest turnaround time
- NCDC is working to support every state in Nigeria to identify one treatment centre, while supporting existing ones with care, treatment and IPC commodities
- Risk communications and community engagement activities have been scaled up across states using television, radio, print, social media and other strategies
- Implementation of Lassa fever Environmental response campaign in high burden states by Federal Ministry of Environment

## Notes on this report

### Data Source

Information for this disease was case based data retrieved from the National Lassa fever Emergency Operations Centre.

### Case definitions

- **Suspected case:** any individual presenting with one or more of the following: malaise, fever, headache, sore throat, cough, nausea, vomiting, diarrhoea, myalgia, chest pain, hearing loss and either a. History of contact with excreta or urine of rodents b. History of contact with a probable or confirmed Lassa fever case within a period of 21 days of onset of symptoms OR Any person with inexplicable bleeding/hemorrhagia.
- **Confirmed case:** any suspected case with laboratory confirmation (positive IgM antibody, PCR or virus isolation)
- **Probable case:** any suspected case (see definition above) who died or absconded without collection of specimen for laboratory testing
- **Contact:** Anyone who has been exposed to an infected person, or to an infected person's secretions, excretions, or tissues within three weeks of last contact with a confirmed or probable case of Lassa fever

### Calculations

- Case Fatality Rate (CFR) for this disease is reported for confirmed cases only