



NIGERIA CENTRE FOR DISEASE CONTROL

Lassa fever Situation Report

Epi Week 28: 11 – 17 July 2022

Key Points

Table 1: Summary of current week (28), cumulative from Epi week 1–28, 2022 and comparison with previous year (2021)

Reporting Period	Suspected cases	Confirmed cases	Probable cases	Deaths (Confirmed cases)	Case Fatality Ratio (CFR)	States and LGAs affected (Confirmed cases)
Current week (week 28)	107	5	0	2	40.0%	State(s): 2 LGA(s): 4
2022 Cumulative (week 28)	5756	847	37	162	19.1%	State(s): 24 LGA(s): 99
2021 Cumulative (week 28)	2437	330	3	77	23.3%	State(s): 14 LGA(s): 58

Highlights

- In week 28, the number of new confirmed cases decreased from 13 in week 27, 2022 to 5 cases. These were reported from Edo and Ondo States (Table 3)
- Cumulatively from week 1 to week 28, 2022, 162 deaths have been reported with a case fatality rate (CFR) of 19.1% which is lower than the CFR for the same period in 2021 (23.3%)
- In total for 2022, 24 States have recorded at least one confirmed case across 99 Local Government Areas (Figures 2 and 3)
- Of all confirmed cases, 69% are from Ondo (30%), Edo (25%), and Bauchi (14%) States.
- The predominant age group affected is 21-30 years (Range: 0 to 90 years, Median Age: 30 years). The male-to-female ratio for confirmed cases is 1:0.8 (Figure 4)
- The number of suspected cases has increased compared to that reported for the same period in 2021
- No new Healthcare worker affected in the reporting week 28
- National Lassa fever multi-partner, multi-sectoral Technical Working Group (TWG) continues to coordinate the response activities at all levels

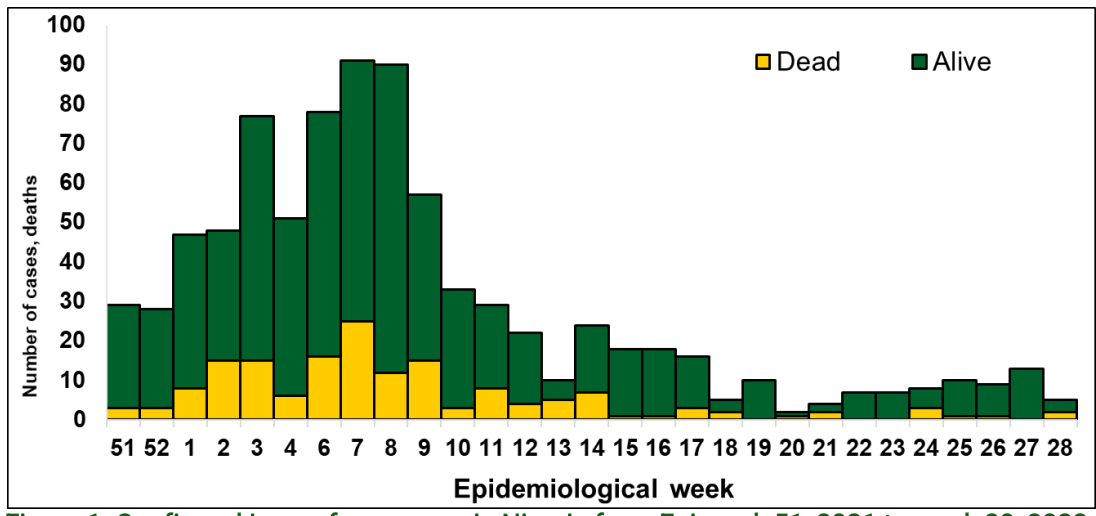


Figure 1. Confirmed Lassa fever cases in Nigeria from Epi-week 51, 2021 to week 28, 2022

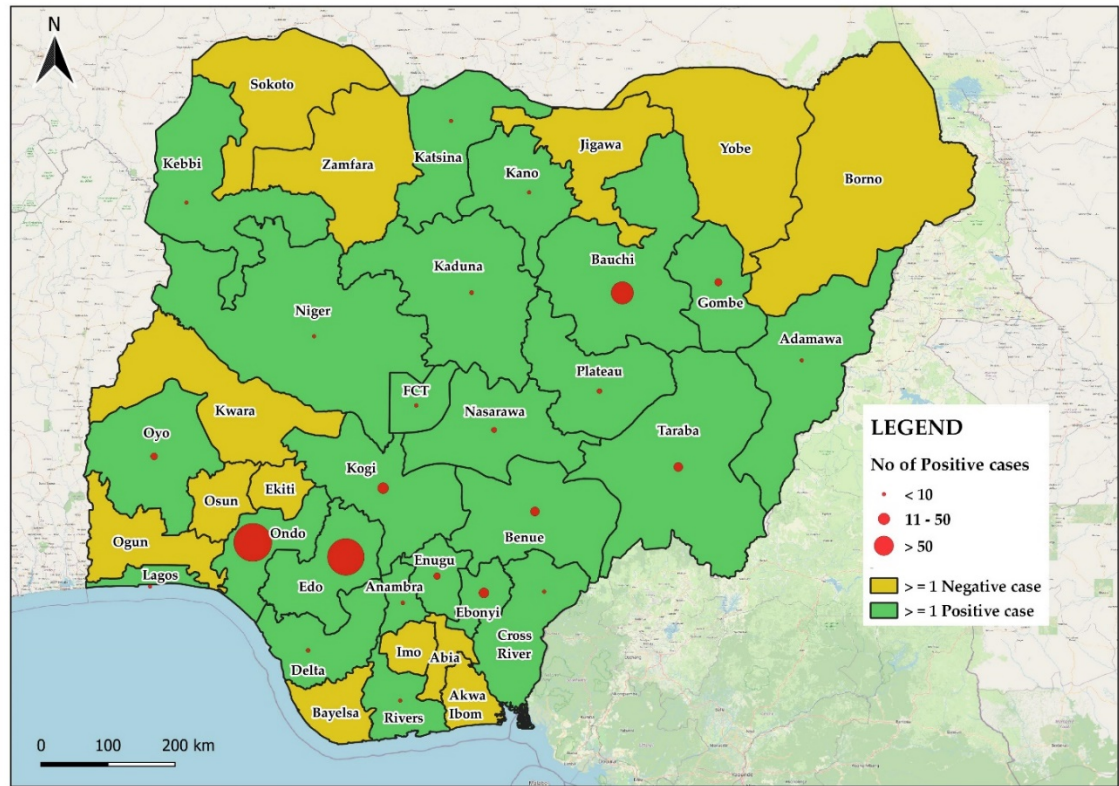


Figure 2. Confirmed Lassa fever cases by States in Nigeria, as of Epi-week 28, 2022

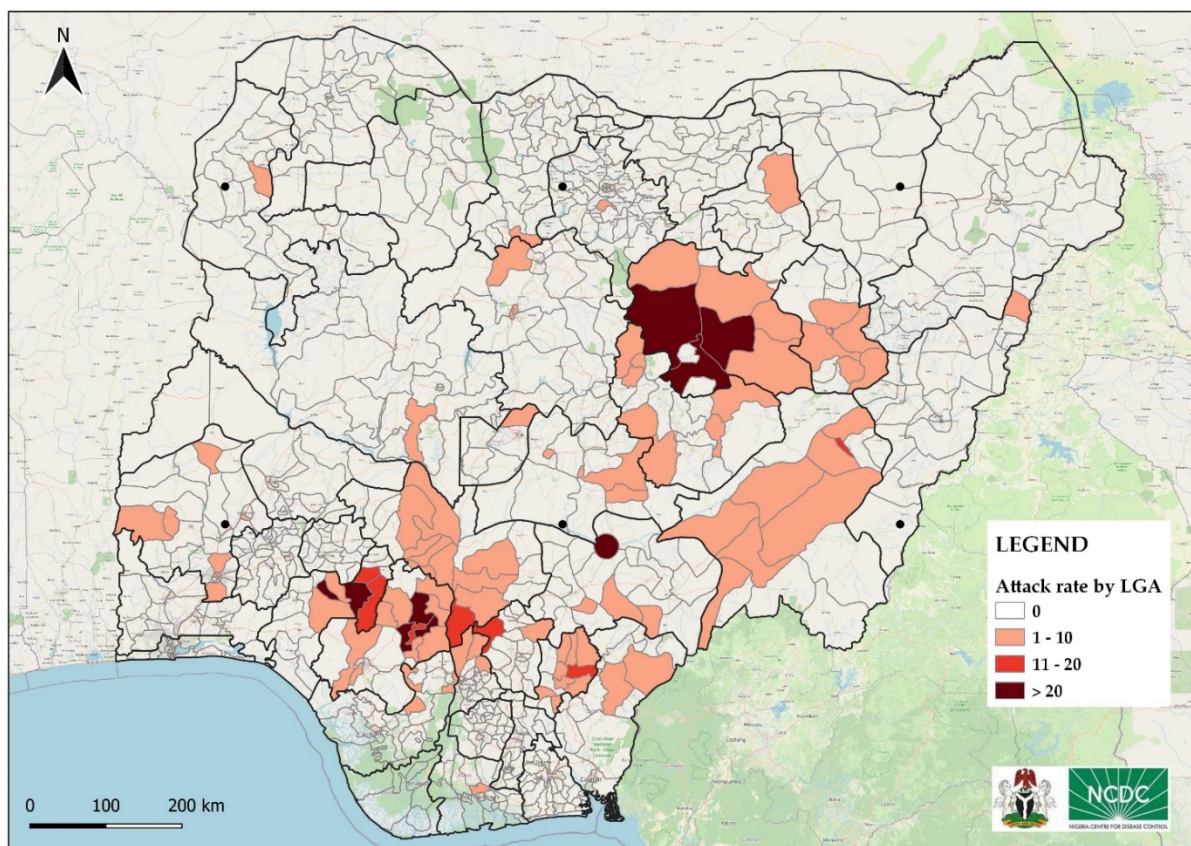


Figure 3. Confirmed Lassa fever rate per 100,000 population for LGAs in Nigeria, Epi-week 28, 2022

Table 2: Key indicators for current week 2022 and trend compared to previous week, Nigeria

Indicator	Number for current week	Trend from previous week	Cumulative number for 2022
Probable cases	0	↔ ↔	37
Health Care Worker affected	0	↔ ↔	53
Cases managed at the treatment centres	5	↔	788
Contact tracing			
Cumulative contact listed	0	↔ ↔	3410
Contacts under follow up	28	↔	28
Contacts completed follow up	17	↔	3322
Symptomatic contacts	0	↔ ↔	101
Positive contacts	0	↔ ↔	49
Contacts lost to follow up	0	↔ ↔	11

Key

- ↑ Increase
- ↓ Decrease
- ↔ No difference

Table 3. Weekly and Cumulative number of suspected and confirmed cases for 2022

States	Current week: (Week 28)					Cumulative (Week 1 - 28)					
	Cases				Deaths (Confirmed Cases)	Cases				Deaths (Confirmed Cases)	
	Suspected	Confirmed	Trend	Probable HCW *		Suspected	Confirmed	Probable	HCW *		
1 Ondo	21	1	▼		1	1080	252		10	45	
2 Edo	75	4	▲		1	2065	215		3	29	
3 Bauchi	5					774	117		26	12	
4 Kogi						129	46			7	
5 Ebonyi						240	40	1	3	19	
6 Benue						257	35	2	3	8	
7 Taraba						98	34	3	1	14	
8 Gombe						239	24	8	2	8	
9 Oyo						112	21	14	4	4	
10 Enugu						91	20			2	
11 Nasarawa	1					91	11	5		6	
12 Plateau	1		▼			63	10				
13 Anambra			▼			24	4			1	
14 Kaduna						92	4	3	1	3	
15 Delta	1					70	3				
16 FCT	1					52	2				
17 Cross River						11	2			1	
18 Adamawa						15	1				
19 Niger						11	1				
20 Kebbi						5	1				
21 Lagos	1					32	1			1	
22 Kano						37	1			1	
23 Katsina						17	1			1	
24 Rivers						6	1				
25 Zamfara						5					
26 Sokoto						2					
27 Akwa Ibom						5					
28 Osun						8		1			
29 Yobe						26					
30 Imo						15					
31 Ekiti						2					
32 Abia						20					
33 Borno						15					
34 Bayelsa						6					
35 Jigawa						9					
36 Ogun						15					
37 Kwara	1					13					
Total	107	5	▼	0	0	2	5752	847	37	53	162

Key	
▼	Decrease
▲	Increase

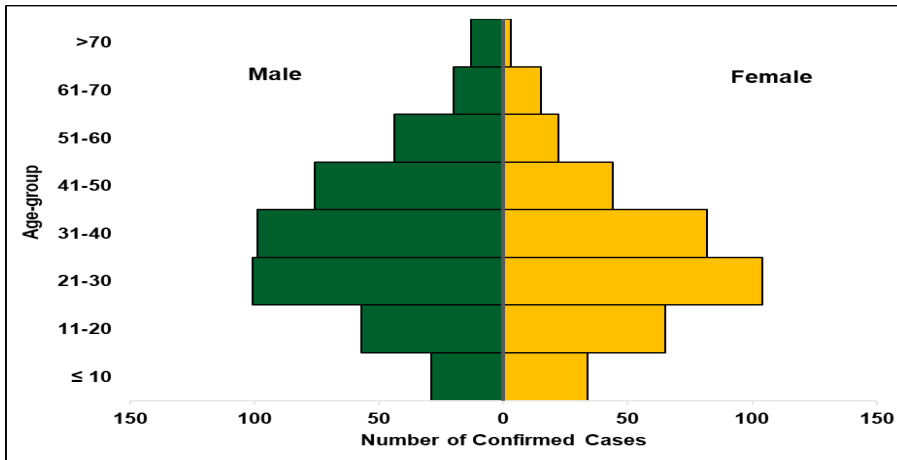


Figure 4. Age and sex pyramid of confirmed Lassa fever cases for 2022

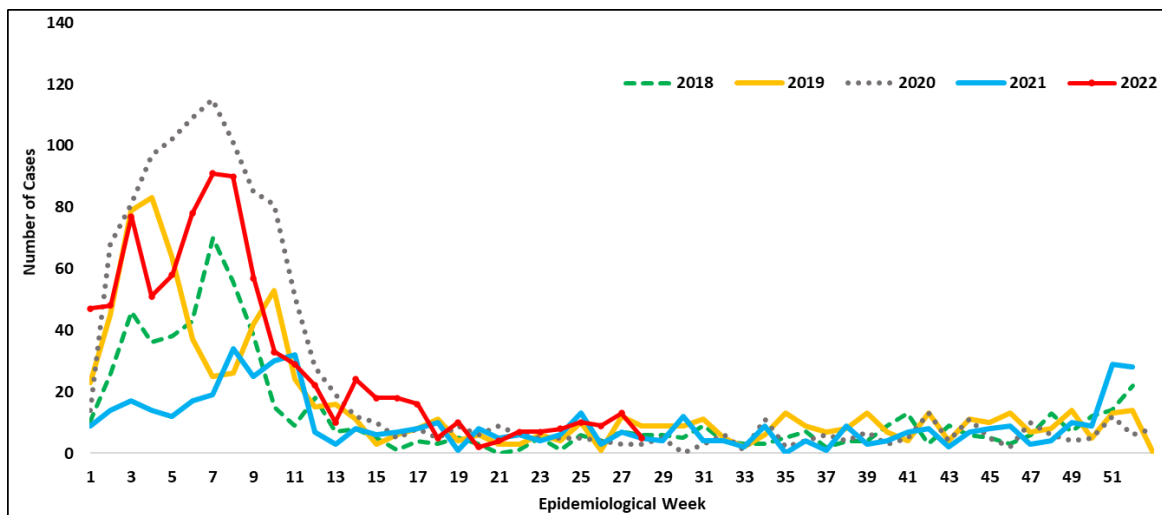


Figure 5: Number of confirmed cases with case fatality rate (CFR) by state week 28, 2022

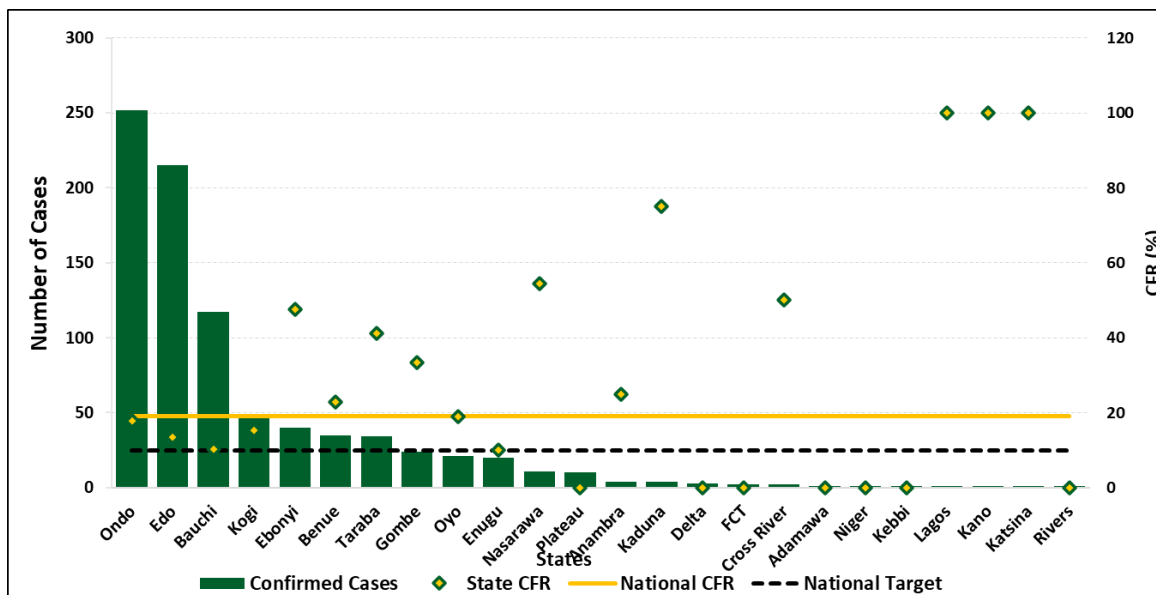


Figure 6: Trend of confirmed cases by epidemiological week, 2018– 2022, Nigeria

Response activities

- Lassa fever alert letters sent to States
- The National Emergency Operations Centre response mode Level 2 activated for effective multi-sectoral, multi-disciplinary coordination of 2022 Lassa fever outbreak response
- Lassa fever preparedness assessment carried out for 36 States and FCT
- State Public Health Emergency Operations Centre activated in affected States
- The Eight Lassa fever molecular laboratories in the NCDC network are working full capacity to ensure that all samples are tested, and results provided within the shortest turnaround time
- Confirmed cases are treated at identified treatment centres across the states
- Dissemination of reviewed case management and safe burial practices guidelines
- Dissemination of reviewed IPC guideline and health facility IPC advisory
- Risk communications and community engagement activities have been scaled up across states using television, radio, print, social media and other strategies
- Implementation of Lassa fever Environmental response campaign in high burden states by Federal Ministry of Environment
- Distribution of medical response commodities to states and treatment centre
- Engagement of adhoc data clerks to upload case management data on SORMAS
- Deployment of National Rapid Respond Teams (NRRT) deployment to Nasarawa, FCT, Edo, Ondo, Bauchi, Ebonyi, Oyo, Taraba, and Benue
- Coordinated sub-national Lassa fever surveillance and response intensive workshop

Notes on this report

Data Source

Information for this disease was case based data retrieved from the National Lassa fever Emergency Operations Centre.

Case definitions

- **Suspected case:** any individual presenting with one or more of the following: malaise, fever, headache, sore throat, cough, nausea, vomiting, diarrhoea, myalgia, chest pain, hearing loss and either a. History of contact with excreta or urine of rodents b. History of contact with a probable or confirmed Lassa fever case within a period of 21 days of onset of symptoms OR Any person with inexplicable bleeding/hemorrhagia.
- **Confirmed case:** any suspected case with laboratory confirmation (positive IgM antibody, PCR or virus isolation)
- **Probable case:** any suspected case (see definition above) who died or absconded without collection of specimen for laboratory testing
- **Contact:** Anyone who has been exposed to an infected person, or to an infected person's secretions, excretions, or tissues within three weeks of last contact with a confirmed or probable case of Lassa fever

Calculations

- Case Fatality Rate (CFR) for this disease is reported for confirmed cases only

VIRAL HAEMORRHAGIC FEVER QUICK REFERENCE GUIDE

For social mobilization https://ncdc.gov.ng/themes/common/docs/vhfs/83_1517222929.pdf
For LGA Rapid Response Team https://ncdc.gov.ng/themes/common/docs/vhfs/82_1517222811.pdf
Healthcare worker laboratory https://ncdc.gov.ng/themes/common/docs/vhfs/81_1517222763.pdf
For healthcare workers https://ncdc.gov.ng/themes/common/docs/vhfs/80_1517222586.pdf
For community informant https://ncdc.gov.ng/themes/common/docs/vhfs/79_1517222512.pdf

NATIONAL GUIDELINES FOR LASSA FEVER CASE MANAGEMENT

https://ncdc.gov.ng/themes/common/docs/protocols/92_1547068532.pdf

VIRAL HAEMORRHAGIC FEVER AND RESPONSE PLAN

https://ncdc.gov.ng/themes/common/docs/protocols/24_1502192155.pdf

NATIONAL GUIDELINE FOR INFECTION, PREVENTION AND CONTROL FOR VIRAL HAEMORRHAGIC FEVER

https://ncdc.gov.ng/themes/common/docs/protocols/24_1502192155.pdf

INFOMATION RESOURCE

Nigeria Centre for Disease Control: www.ncdc.gov.ng

