



Nigeria Centre for Disease Control and Prevention

Protecting the health of Nigerians

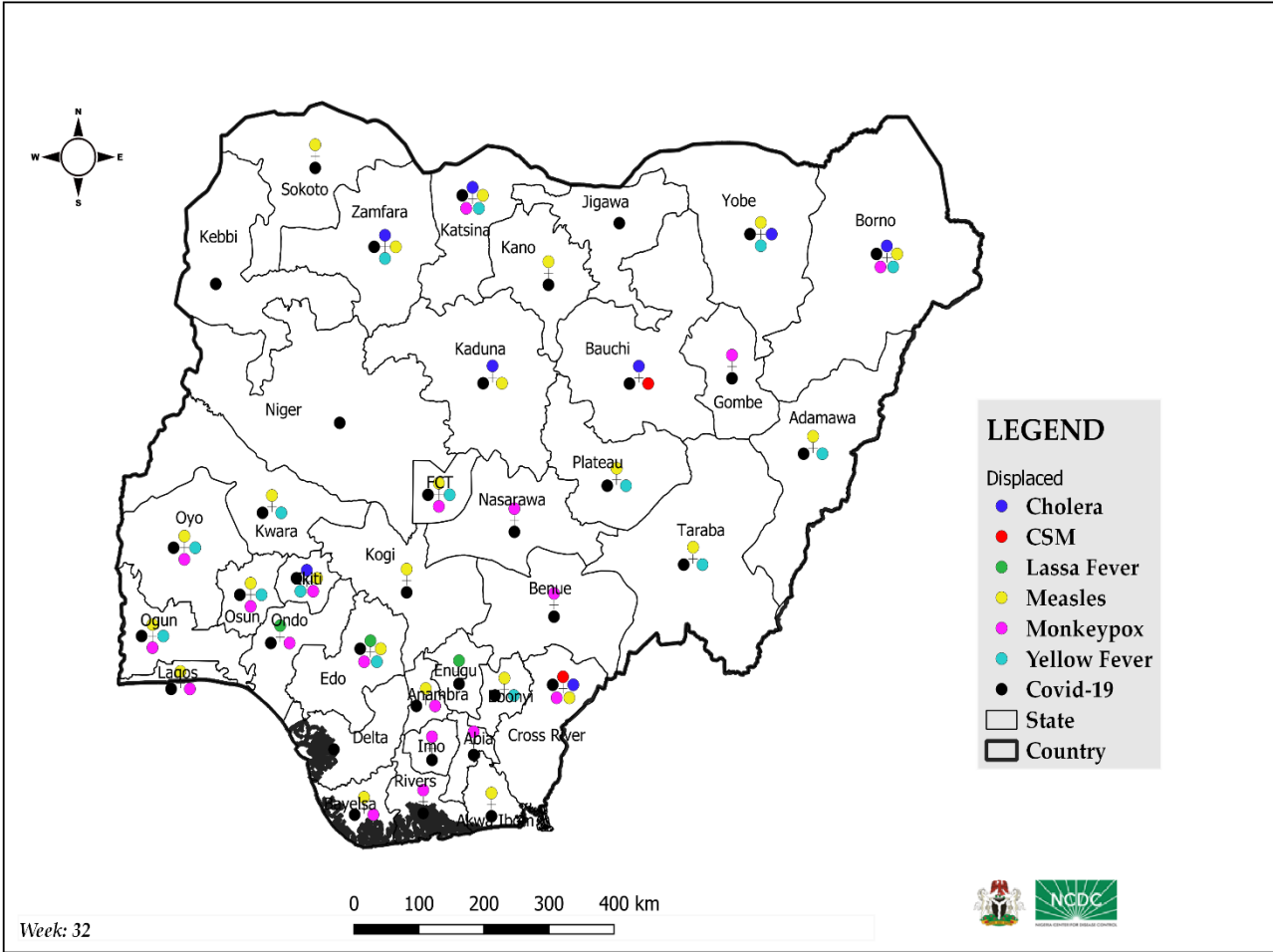
Weekly Epidemiological Report Week 32: 8th – 14th August 2022

Summary of Incidents

Ongoing incidents
2

Ongoing incidents are defined as confirmed cases where a national EOC or equivalent has been activated (EOC is currently activated for COVID-19 and Monkeypox)

Other incidents are those with confirmed cases for which EOC is not activated



Data Source: SITAware

Summary

Week 32: 8th – 14th August 2022

Lassa Fever ^{1,2}	Cerebrospinal Meningitis (CSM) ^{3,4}	Yellow Fever ^{3,4}
178 Suspected case(s)	3 Suspected case(s)	29 Suspected case(s)
9 Confirmed case(s)	0 Confirmed case(s)	0 Confirmed case(s)
3 Death(s)	0 Death(s)	0 Death(s)
Cholera ^{3,4}	Measles	Monkeypox ^{1,4}
250 Suspected case(s)	367 Suspected case(s)	57 Suspected case(s)
7 Confirmed case(s)	0 Confirmed case(s)	48 Confirmed case(s)
2 Death(s)	0 Death(s)	0 Death(s)
Acute Flaccid Paralysis (AFP) ^{3,4}	National Sentinel influenza surveillance ⁵	Coronavirus Disease ^{1,6}
124 Suspected case(s)	2 Suspected case(s)	25,711 Suspected case(s)
0 Confirmed case(s)	0 Confirmed case(s)	1,160 Confirmed case(s)
		0 Death(s)

Timeliness of reports ³	Completeness of reports ³
72.3% Last 4 weeks	81.1% Last 4 weeks
72.2% Year to date	95.5% Year to date

Notes

- Information for this disease was retrieved from the Technical Working Group and Situation Reports
- Case Fatality Rate (CFR) for this disease is reported for confirmed cases only
- Information for this disease was retrieved from IDSR 002 data
- CFR for this disease is reported for total cases i.e. suspected + confirmed
- Information for sentinel influenza was retrieved from the laboratory
- Information is biweekly

Lassa Fever

Week 32

Suspected cases	Confirmed cases	Deaths	Number of States and LGAs affected
178	9	3	State: 17 + FCT LGA: 27

Year to date (week 1 – 32)

Suspected cases		Confirmed cases		Deaths		CFR	
2021	2022	2021	2022	2021	2022	2021	2022
2730	6304	354	889	83	168	23.4%	18.9%

Figure 1: Number of suspected and confirmed cases of Lassa Fever, Nigeria, Weeks 1 – 32, 2022

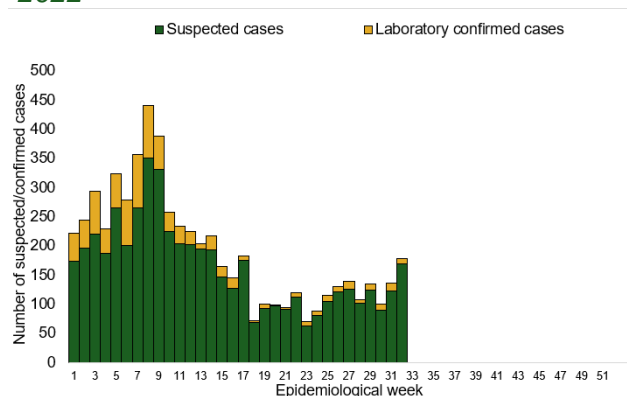
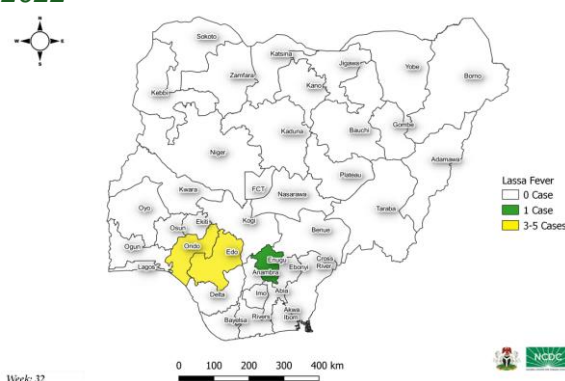


Figure 2: Location of **confirmed** cases of Lassa Fever by State, Nigeria, week 32, 2022



Key points

- There were 178 suspected cases from 27 LGAs in 17 states and FCT. There were nine laboratory confirmed cases and three deaths were recorded

Actions

To date:

- Lassa fever alert letters sent to states
- The National Emergency Operations Centre response mode Level 2 activated for effective multi-sectoral, multi-disciplinary coordination of 2022 Lassa fever outbreak response
- Lassa fever preparedness assessment carried out for 36 states and FCT
- State Public Health Emergency Operations Centre activated in affected states
- The Eight Lassa fever molecular laboratories in the NCDC network are working full capacity to ensure that all samples are tested, and results provided within the shortest turnaround time
- Confirmed cases are treated at identified treatment centres across the states

- Dissemination of reviewed case management and safe burial practices guidelines
- Dissemination of reviewed IPC guideline and health facility IPC advisory
- Risk communications and community engagement activities have been scaled up across states using television, radio, print, social media and other strategies
- Implementation of Lassa fever Environmental response campaign in high burden states by Federal Ministry of Environment
- Distribution of medical response commodities to states and treatment centre
- Engagement of ad hoc data clerks to upload case management data on SORMAS
- Deployment of National Rapid Respond Teams (NRRT) to Nasarawa, FCT, Edo, Ondo, Bauchi, Ebonyi, Oyo, Taraba, and Benue
- Coordinated sub-national Lassa fever surveillance and response intensive workshop

Planned:

- Coordinate sub-national Lassa fever surveillance and response intensive workshop
- Conduct national Lassa Fever awareness and prevention campaign
- Support states to develop and implement Lassa Fever response sustainability plan

Cerebrospinal Meningitis (CSM)

Week 32

Suspected cases	Confirmed cases	Deaths (Suspected cases)	Number of States and LGAs affected
3	0	0	State: 2 LGA: 2

Year to date (week 1 – 32)

Suspected cases		Confirmed cases		Deaths (Suspected cases)		CFR	
2021	2022	2021	2022	2021	2022	2021	2022
172	730	11	0	3	101	1.7%	13.8%

Figure 3: Number of suspected and confirmed cases of CSM, Nigeria, weeks 1 – 32, 2022

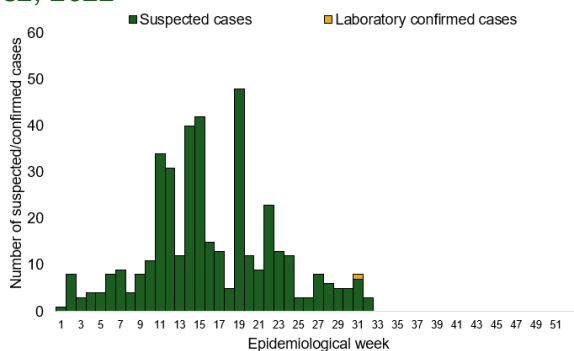
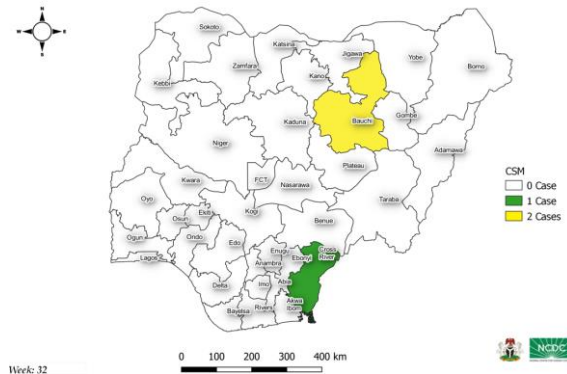


Figure 4: Location of suspected cases of CSM by States, Nigeria, week 32, 2022



Key points

- There were three suspected cases of Cerebrospinal Meningitis (CSM) reported from two LGAs in two states. There was no laboratory confirmed and no death was recorded

Yellow Fever

Week 32

Suspected cases	Confirmed cases	Deaths	Number of States and LGAs affected
29	0	0	State: 14 + FCT LGA: 28

Year to date (week 1 – 32)

Suspected cases		Confirmed cases		Deaths		CFR	
2021	2022	2021	2022	2021	2022	2021	2022
1410	1083	48	0	4	10	0.3%	0.9%

Figure 5: Number of suspected and confirmed cases of Yellow Fever, Nigeria, weeks 1 – 32, 2022

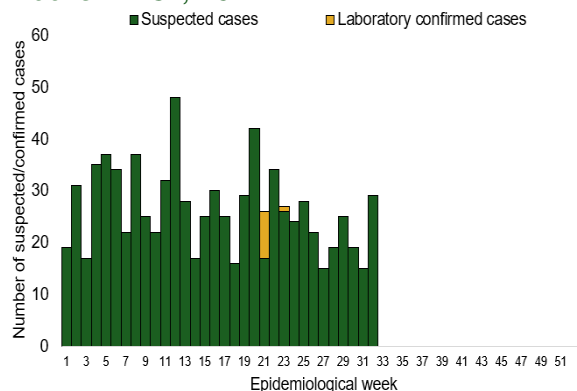
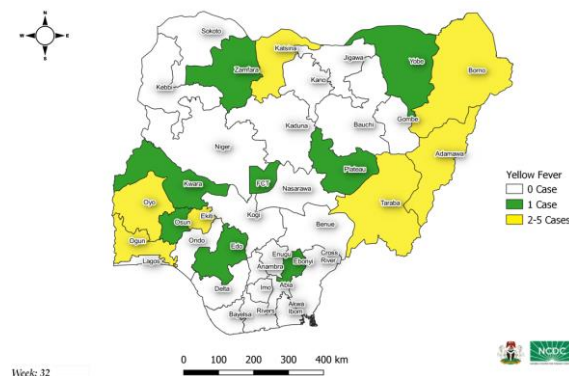


Figure 6: Location of suspected cases of Yellow Fever by States, Nigeria, week 32, 2022



Key points

- There were 29 suspected cases of Yellow Fever (YF) reported from 28 LGAs in 14 states and FCT. There was no laboratory confirmed case and no death was recorded

Actions

To date:

- National YF multi-partner Technical Working Group (TWG) continues to coordinate activities across states
- Finalised the YF training manual for training of health workers on YF identification, management, documentation, and reporting
- Daily monitoring and analysis of surveillance data across the country to guide response activities
- Ongoing validation of myologic rapid test kit for YF

Planned:

- Finalise YF technical documents, training materials, field investigation guide, YF workplan
- Plan to continue with the training of healthcare workers from selected tertiary hospitals from other geopolitical zones

Cholera

Week 32

Suspected cases	Confirmed cases	Deaths	Number of States and LGAs affected
250	7	2	State: 8 LGA: 23

Year to date (week 1 – 32)

Suspected cases		Confirmed cases		Deaths		CFR	
2021	2022	2021	2022	2021	2022	2021	2022
43868	3314	270	0	1223	41	2.8%	1.2%

Figure 7: Number of suspected and confirmed cases of Cholera, Nigeria, weeks 1 – 32, 2022

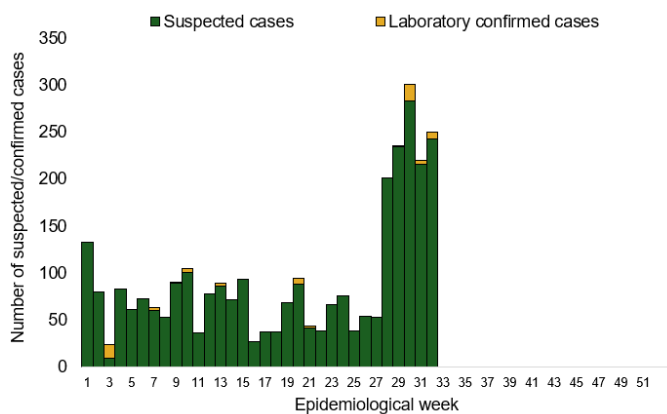
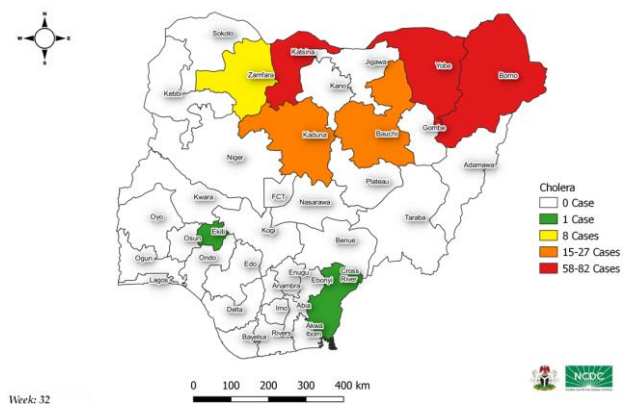


Figure 8: Location of suspected cases of Cholera by State, Nigeria, week 32, 2022



Key points

- There were 250 suspected cases of Cholera reported from 23 LGAs in eight states. There were seven laboratory confirmed cases and two deaths were recorded

Actions

To date

- National Cholera Multi-Sectoral Technical Working Group (TWG) is monitoring all states and supporting affected states
- National Rapid Response Teams (RRTs) with response commodities were deployed to support the response in all affected states
- Cholera jingles being aired in English and local languages across the country

Planned:

- Continue follow up and monitoring of non-reporting states
- Build capacity for sample collection, transportation, and laboratory diagnosis across states

Measles

Week 32

Suspected cases	Confirmed cases	Deaths	Number of States and LGAs affected
367	0	0	State: 23 + FCT LGA: 94

Year to date (week 1 – 32)

Suspected cases		Confirmed cases		Deaths		CFR	
2021	2022	2021	2022	2021	2022	2021	2022
17541	52500	876	3486	204	311	1.2%	0.6%

Figure 9: Number of suspected and confirmed cases of Measles, Nigeria, weeks 1 – 32, 2022

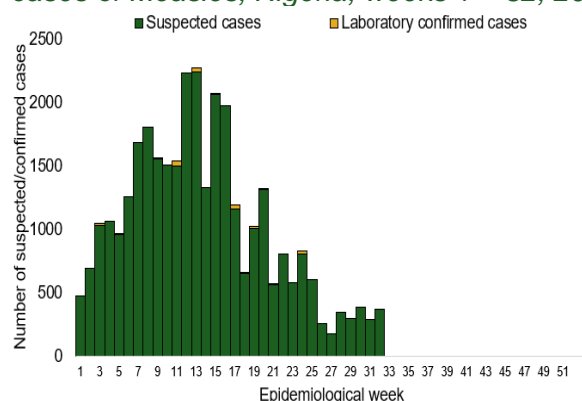
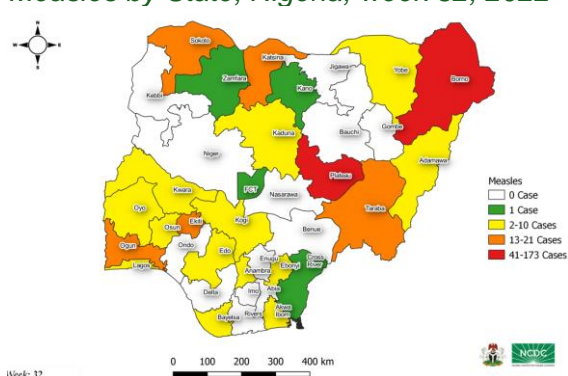


Figure 10: Location of suspected cases of Measles by State, Nigeria, week 32, 2022



Key points

- There were 367 suspected cases of Measles reported from 94 LGAs in 23 states and FCT. There was no laboratory confirmed case and no death was recorded

Actions

To date

- National Measles TWG is closely monitoring measles surveillance data and providing feedback to relevant agencies and development partners
- Ongoing weekly surveillance and laboratory data harmonisation

Planned:

- Intensify follow up with states to update and transmit line list
- Continue monthly measles surveillance data review

Monkeypox

Week 32

Suspected cases	Confirmed cases	Deaths	Number of States and LGAs affected
57	48	0	State: 17 + FCT LGA: 33

Year to date (week 1 – 32)

Suspected cases		Confirmed cases		Deaths		CFR	
2021	2022	2021	2022	2021	2022	2021	2022
79	530	23	220	0	4	0%	0.8%

Figure 11: Number of suspected and confirmed cases of Monkeypox, Nigeria, weeks 1– 32, 2022

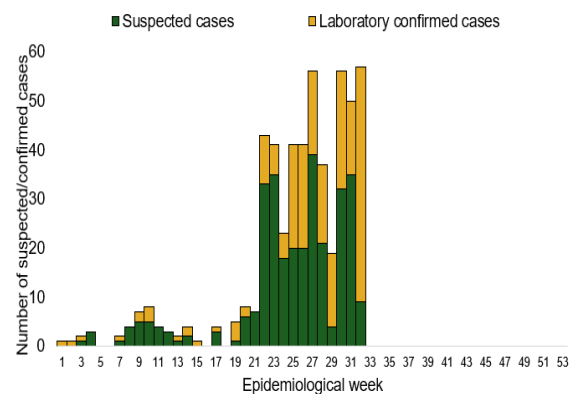
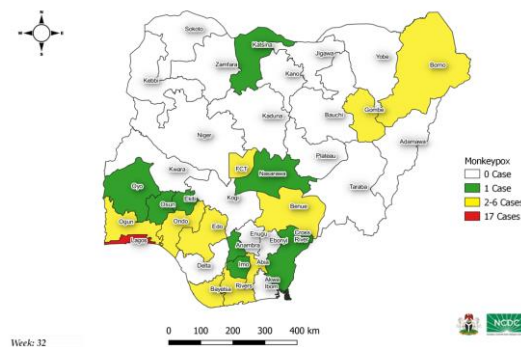


Figure 12: Location of suspected cases of Monkeypox by State, Nigeria, week 32, 2022



Key points

- There were 57 suspected cases of Monkeypox (MPX) reported from 33 LGAs in 17 states and FCT. There were 48 confirmed cases and no death was recorded.

Activities

To date

- Supporting the daily activities of the activated Emergency Operations Centre (EOC)
- Collaboration with partners to develop MPX-specific awareness content 2. Daily tracking, monitoring and response to rumours and misinformation of MPX in Nigeria
- Providing off-site support to states to ensure active case search
- Ongoing state-level support and capacity building on MPX outbreak 2. Dissemination of MPX advisory to IPC focal persons under the Orange Network
- Following up with all positive cases at the state level
- Screening of passengers at points of entry

Planned:

- Continue monitoring and analysis of MPX infodemics
- Continue engagement of social media channels with key messages on MPX prevention
- Ensure timely uploading of cases to the SORMAS platform
- Conduct active case searches in facilities and communities that have been reporting positive cases
- Weekly follow-up calls/emails to the state's surveillance team and MPX treatment facilities.
- Continue IPC mentoring engagements across states
- Continue to provide close-level support to states who have activated the MPX EOC
- Further dissemination of MPX advisories across IPC networks at state and Health facilities

Acute Flaccid Paralysis (AFP)

Week 32

Suspected cases	Confirmed cases	Deaths	Number of States and LGAs affected
124	0	0	State: 20 LGA: 111

Year to date (week 1 – 32)

Suspected cases		Confirmed cases		Deaths		CFR	
2021	2022	2021	2022	2021	2022	2021	2022
2120	4692	0	0	0	7	0%	0.2%

Figure 13: Number of suspected and confirmed cases of AFP, Nigeria, weeks 1 – 32, 2022

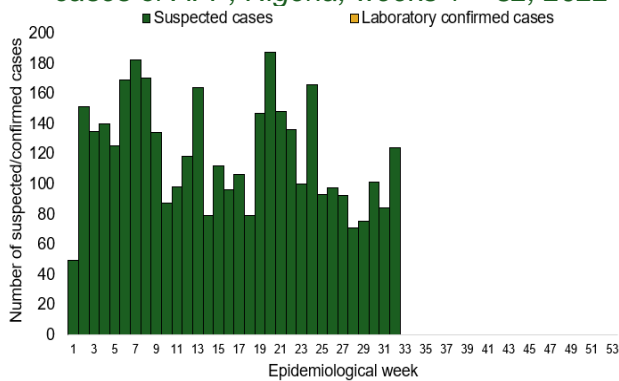
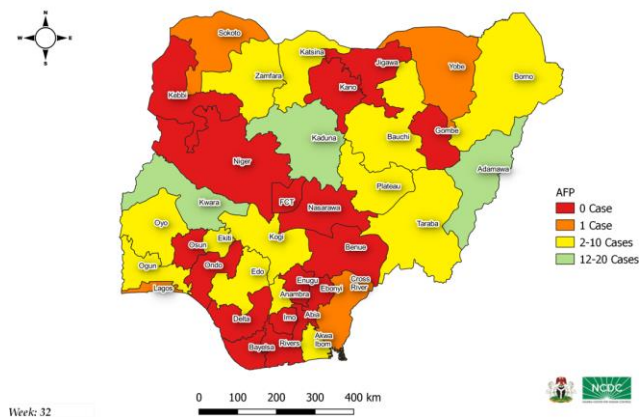


Figure 14: Location of suspected cases of AFP by State, Nigeria, week 32, 2022



Key points

- There were 124 suspected cases of AFP reported from 111 LGAs in 20 states. None was laboratory confirmed and no death was recorded.

Coronavirus Disease (COVID-19)

From outbreak onset (Feb 27, 2020) to epi-week 32, 2022

Test conducted	Confirmed cases	Deaths	Number of States and LGAs affected
5,506,699	262,611	3,147	State: 36 + FCT LGA: 774

Figure 16: Epidemic curve of confirmed cases of COVID-19, Nigeria, week 1, 2020 – 32, 2022

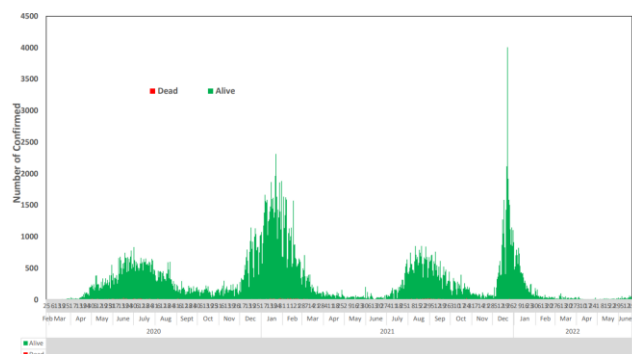


Figure 17: Location of **confirmed** cases of COVID-19 by State, Nigeria, as at week 32, 2022



Actions

To date:

- National COVID-19 multi-partner Emergency Operations Centre (EOC) continues to coordinate response activities across states
- Review the national guidelines on case management for COVID-19
- Ongoing COVID-19 Laboratory quality performance audit for existing labs in the network
- Ongoing data collection on COVID-19 vaccine effectiveness study in collaboration with National Primary Health Care Development Agency (NPHCDA) and the World Health Organisation (WHO)
- Completed data collection, and analysis commenced on COVID-19 vaccine hesitancy study
- Developed evidence based and data-guided messages on testing, vaccination and the need for public health and social measures (PHSM)

Planned:

- Complete COVID-19 Laboratory quality performance audit for existing labs in the network
- Complete ongoing COVID-19-related studies
- Conduct advocacy visit to the leadership of non-reporting states
- Conduct targeted assessments and fact finding in top health facilities having surge in Healthcare Workers presenting with COVID-19 Infection
- Begin implementation of the testing strategy to increase RDT uptake

National Influenza Sentinel Surveillance

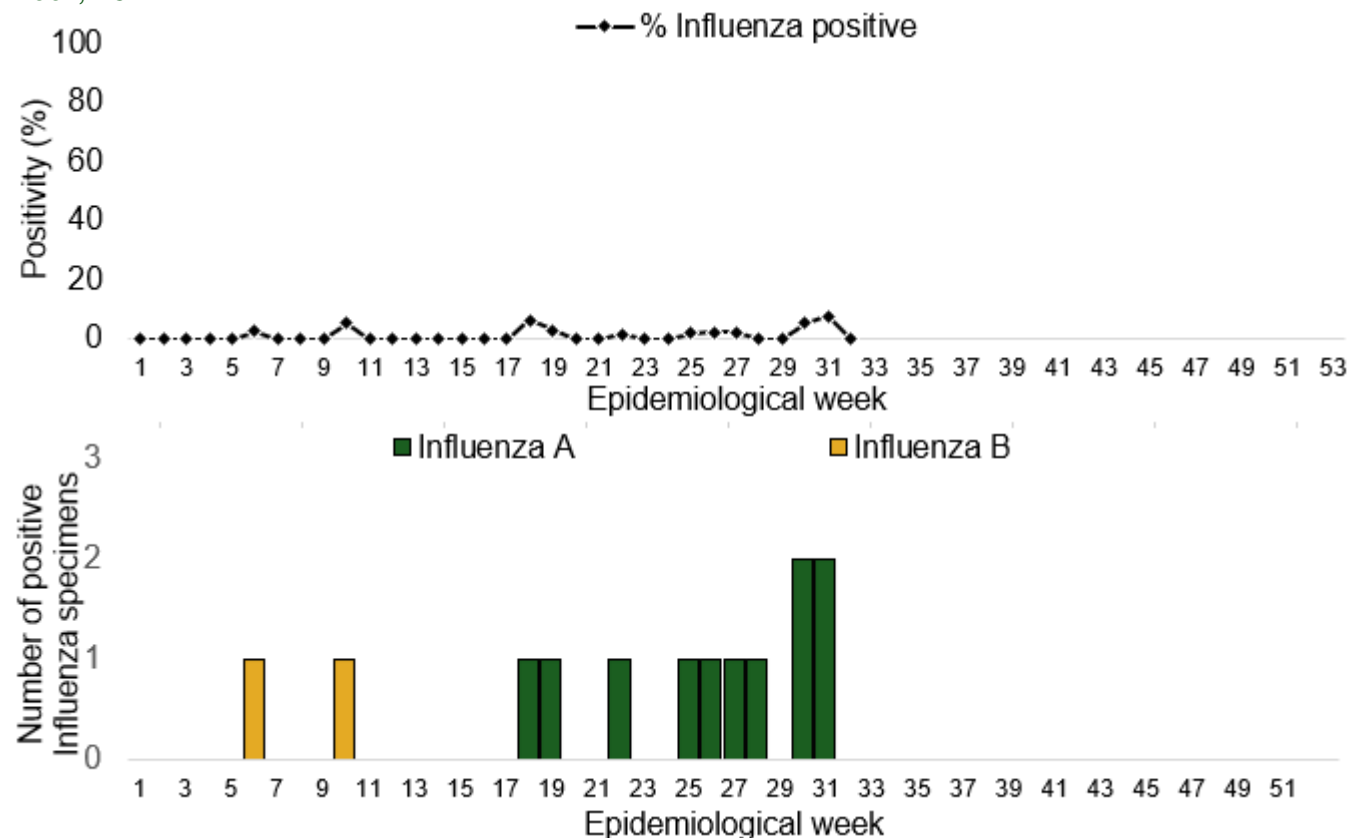
Year to date (week 1 – 32)

Suspected cases	Suspected ILI	Suspected SARI	Total Confirmed Cases	Confirmed cases by type	
				Influenza A	Influenza B
921	608	313	13 (1.4%)	11(85%)	2(15%)

Week 32

Suspected Cases	Confirmed Cases	Confirmed Case by type	
		Influenza A	Influenza B
2	0	0	0

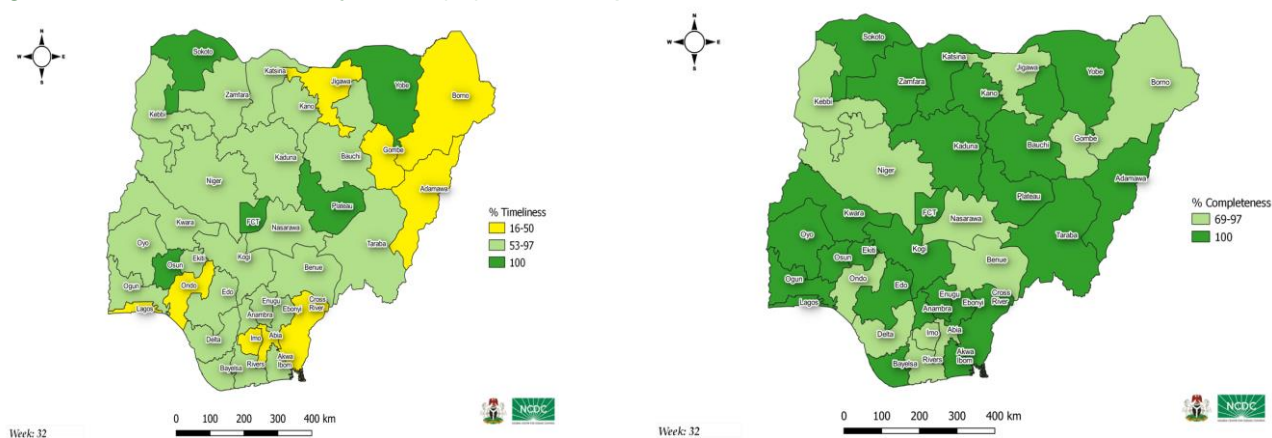
Figure 15: Number of influenza positive specimens by type and percentage positive by epidemiological week, 2022.



Timeliness and Completeness of Reports

Week 32

Figure 18: A – Timeliness by State (%); B – Completeness by State (%), week 32, 2022



Number of reports received on time, late or not received, the percentage timeliness and completeness, in the last 4 weeks and year to date

Nigeria Total Reports	Last 4 Weeks	Year to date
	Week 29 – 32	Week 1 – 32
Reports sent on time	107	855
Reports sent late	13	276
Reports not received	28	53
Timeliness	72.3%	72.2%
Completeness	81.1%	95.5%

States with report(s) not received in 2022 (week 1 – 32)

State	Week(s) report not received
Abia	32
Benue	30, 31 & 32
Borno	26
Delta	32
Gombe	24, 25, 26, 27, 28, 29, 30, 31 & 32
Imo	23, 24, 25, 26, 27, 28, 29, 30, 31 & 32
Jigawa	23, 25, 26, 27, 28, 29, 30, 31 & 32
Kebbi	32
Nasarawa	32
Niger	27, 28, 29, 30, 31 & 32
Ondo	22, 23, 25, 26, 27, 28, 29, 30, 31 & 32
Rivers	32

Timeliness and Completeness of Reports by State

Year to date (week 1 – 52)

State	Timeliness (%)	Completeness (%)
Abia	50	97
Adamawa	34	100
Akwa Ibom	81	100
Anambra	63	100
Bauchi	88	100
Bayelsa	94	100
Benue	84	91
Borno	38	97
Cross River	41	100
Delta	88	97
Ebonyi	88	100
Edo	88	100
Ekiti	97	100
Enugu	66	100
FCT	100	100
Gombe	22	72
Imo	16	69
Jigawa	16	72
Kaduna	88	100
Kano	94	100
Katsina	97	100
Kebbi	75	97
Kogi	97	100
Kwara	94	100
Lagos	44	100
Nasarawa	94	97
Niger	53	81
Ogun	94	100
Ondo	25	69
Osun	100	100
Oyo	56	100
Plateau	100	100
Rivers	78	97
Sokoto	100	100
Taraba	72	100
Yobe	100	100
Zamfara	63	100

List of Contributors

