

## CEREBROSPINAL MENINGITIS OUTBREAK IN NIGERIA

### Situation Report

(As at 6<sup>th</sup> April 2017)

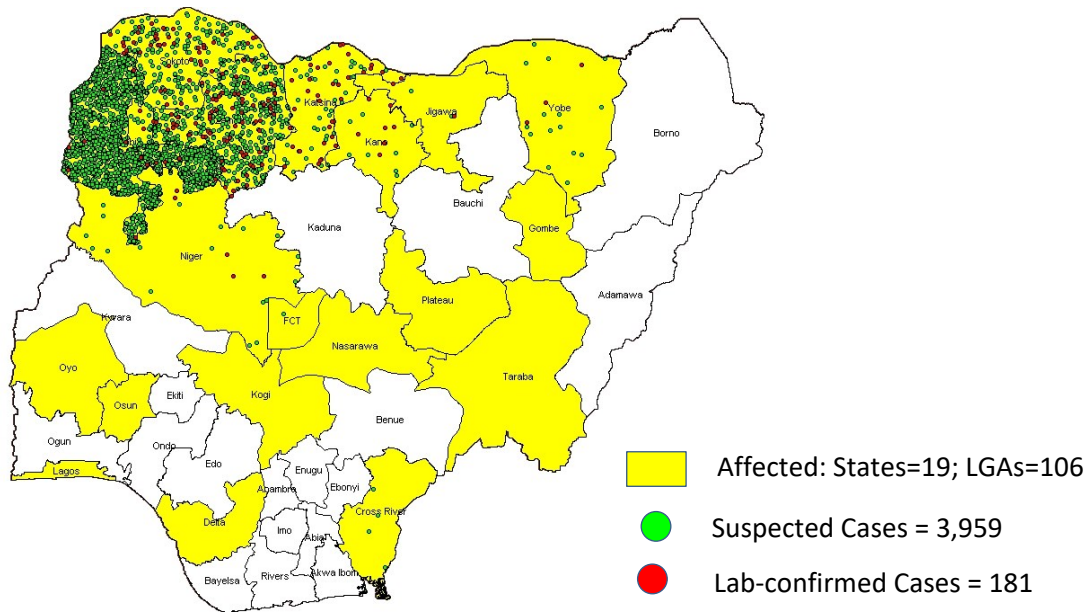
#### Highlights

- Reactive vaccination campaign started on the 5<sup>th</sup> of April 2017 in Zamfara State with massive turnout in all the targeted communities
- A joint team of NCDC, NPHCDA and partners is supporting the reactive vaccination campaign and outbreak response in Zamfara State
- Meningitis outbreaks are currently reported in **19** States with **five** States mostly affected (Zamfara, Katsina, Kebbi and Sokoto in the North-West zone and Niger in the North-Central zone of Nigeria)
- The most common serotype is *Neisseria meningitidis* serotype C (Nm C)
- As at 5<sup>th</sup> April 2017, a total of 3,959 cases with 438 deaths have been reported, with 181 laboratory confirmed cases. The apparent increase in number of cases is as a result of intensified case-finding going on in the affected States.
- Meningitis EOC has deployed personnel to support response activities in the five most affected States

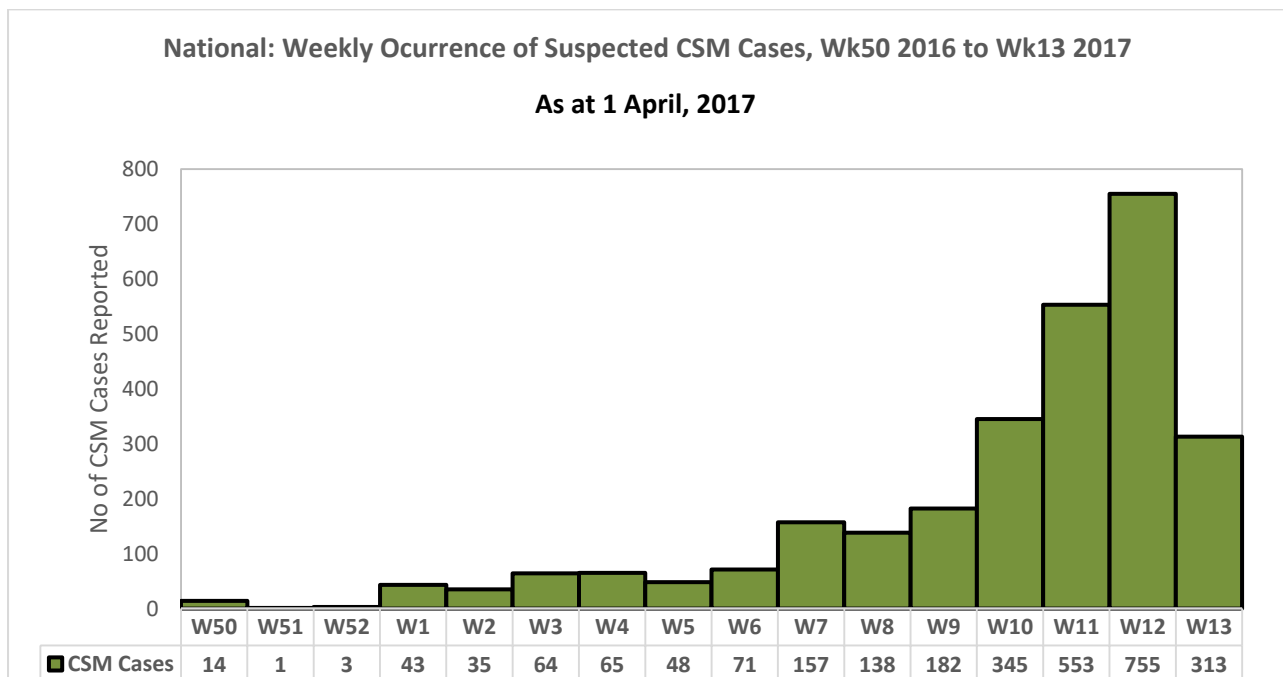
#### Epi summary

- Total of **3,959** suspected cases with **438** deaths (CFR=**11.1%**) reported from 106 LGAs
- Zamfara, Katsina, Kebbi and Sokoto States in the North-West zone, and Niger State in the North-Central zone account for about **95%** of the cases reported
- A total of **181** positive cases confirmed by Pastorex and Culture; *Neisseria meningitides* serotype C being the most common serotype accounting for **83%** of laboratory confirmed cases
- The most affected age group is **5-14** years and accounts for 52% of cases

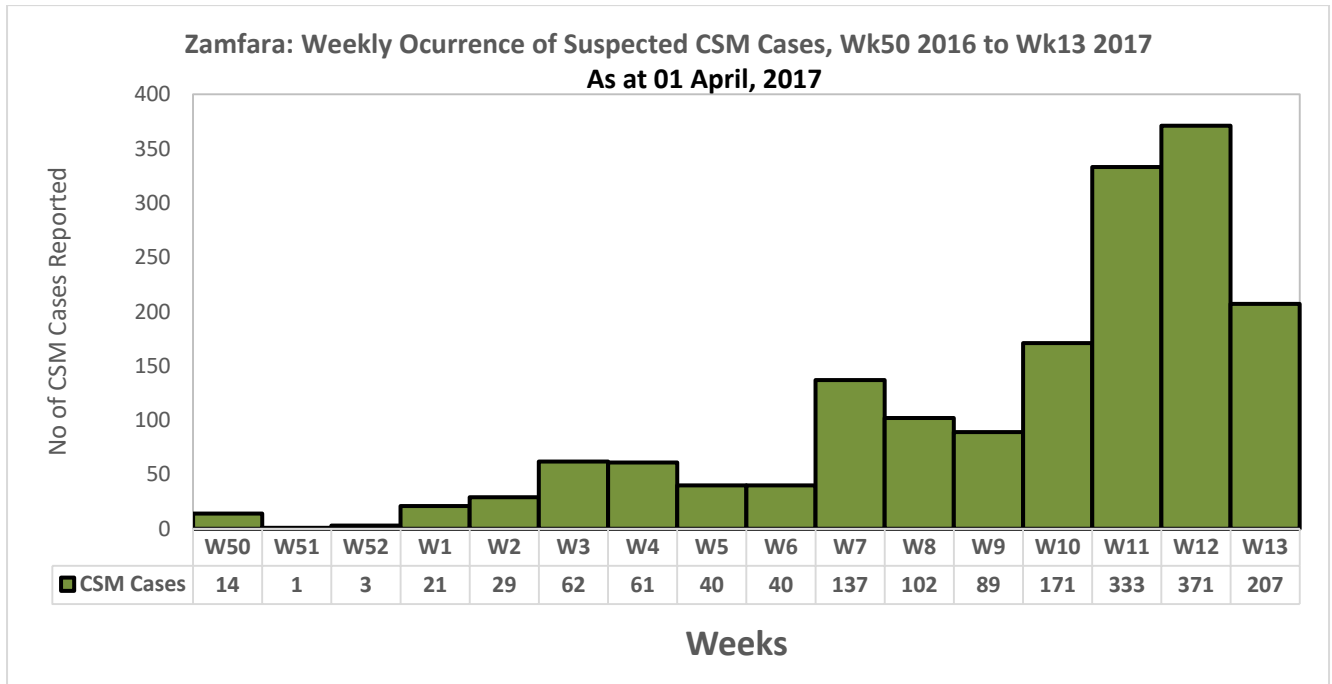
**Spot map of CSM, Nigeria (week 01 to week 13)**



**Epidemic curve of CSM in Nigeria as at 05 April 2017**

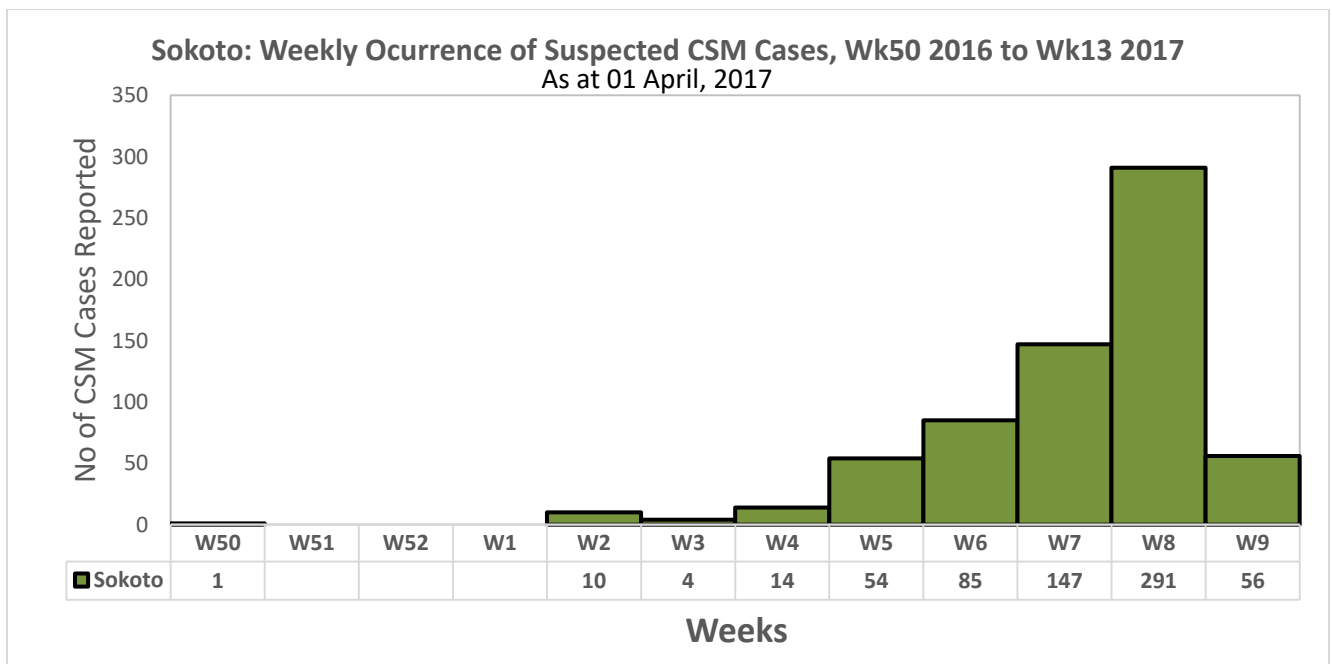


### Epidemic curve, Zamfara State



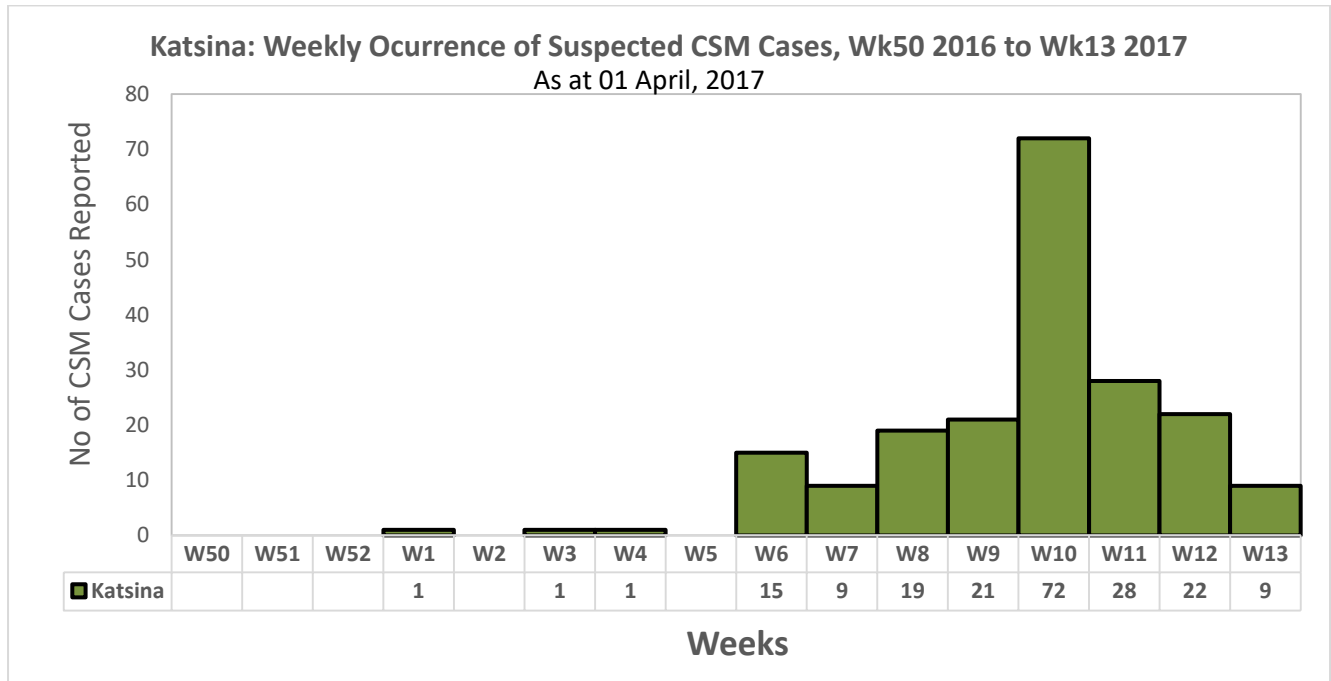
\*Based on linelist as at 1<sup>st</sup> April 2017

### Epidemic curve, Sokoto State



\*Based on linelist as at 1<sup>st</sup> April 2017

### Epidemic curve, Katsina State



\*Based on linelist as at 1<sup>st</sup> April 2017.

**Table 1: CSM Summary by State as of 5<sup>th</sup> April, 2017**

S/N	State	LGAs	Cases	Lab Confirmed	Deaths	CFR (%)
1	Zamfara	14	2337	71	262	11.2
2	Sokoto	18	1046	47	61	5.8
3	Katsina	12	228	34	48	21.1
4	Kebbi	13	72	12	11	15.2
5	Niger	5	94	5	33	35.1
6	FCT	2	5	0	5	100
7	Nassarawa	2	2	0	0	0
8	Gombe	1	1	0	1	0
9	Taraba	1	4	0	0	0
10	Kano	17	43	7	3	7
11	C/River	2	27	0	0	0
12	Osun	1	1	0	0	0
13	Lagos	1	3	0	2	66.7
14	Yobe	6	77	3	11	14.3
15	Jigawa	6	10	2	1	10
16	Plateau	1	4	0	0	0
17	Kogi	1	1	0	0	0
18	Oyo	1	2	0	0	0
19	Delta	2	2	0	0	0
<i>Total</i>		<b>106</b>	<b>3959</b>	<b>181</b>	<b>438</b>	<b>11.1</b>