



Lassa fever Situation Report

Epi Week 40: 28 September – 4 October 2020

Key Points

Table 1: Summary of current week (40), cumulative from Epi week 01–40, 2020 and comparison with previous year (2019)

Reporting Period	Suspected cases	Confirmed cases	Probable cases	Deaths (Confirmed cases)	Case Fatality Ratio (CFR)	States and LGAs affected (Confirmed cases)
Current week (week 40)	38	3	0	0	0.0%	State(s): 3 LGA(s): 3
2020 Cumulative (week 1-40)	5784	1098	14	227	20.7%	State(s): 27 LGA(s): 129
2019 Cumulative (week 1-40)	4019	721	18	154	21.4%	State(s): 23 LGA(s): 86

Highlights

- In week 40, the number of new confirmed cases decreased from 7 in week 39, 2020 to 3 cases. These were reported from 3 States (Edo, Ondo and Benue) (Table 3).
- Cumulatively from week 1 to week 40, 2020, 227 deaths have been reported with a case fatality rate (CFR) of 20.7% which is lower than the CFR for the same period in 2019 (21.4%).
- In total for 2020, 27 States have recorded at least one confirmed case across 129 Local Government Areas (Figure 2 and 3).
- Of all confirmed cases, 74% are from Ondo (35%), Edo (32%) and Ebonyi (7%) States.
- The predominant age-group affected is 21-30 years (Range: <1 to 99 years, Median Age: 30 years). The male to female ratio for confirmed cases is 1:0.9 (Figure 4).
- The number of suspected cases has significantly increased compared to that reported for the same period in 2019.
- No new Healthcare worker was affected in the reporting week 40.
- Lassa fever outbreak emergency phase declared over on the 28th of April 2020 based on composite indicators national threshold.
- National Lassa fever multi-partner, multi-sectoral Technical Working Group (TWG) continues to coordinate the response activities at all levels.

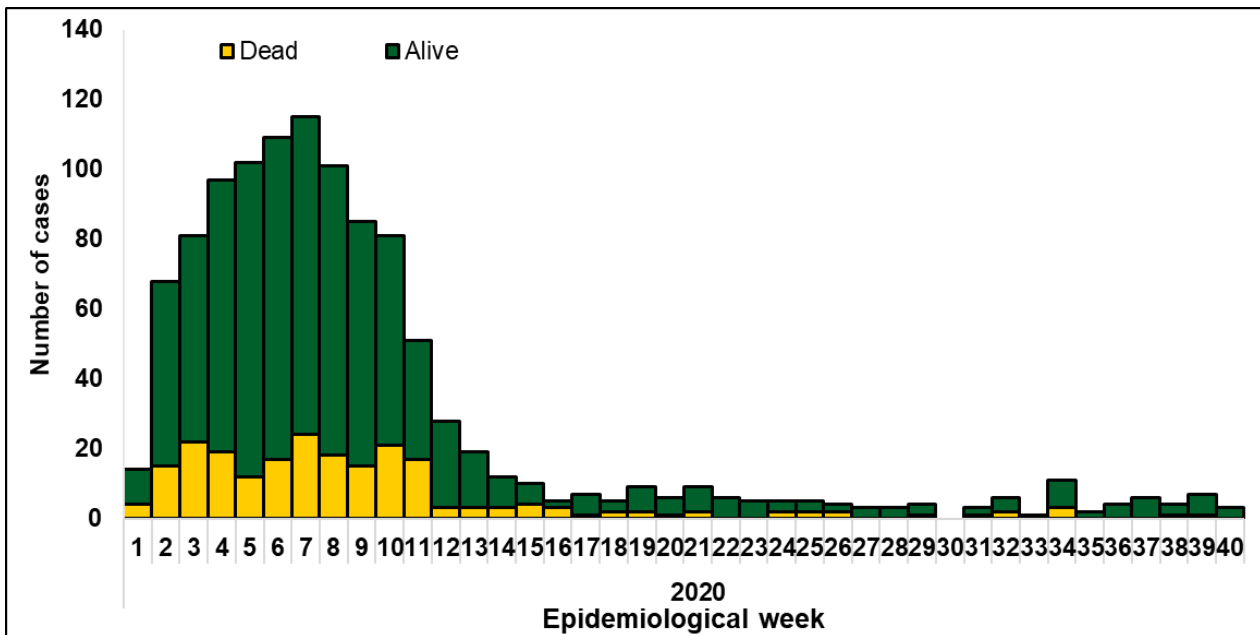


Figure 1. Epidemic curve of confirmed Lassa fever cases from epidemiological week 01 to 40, 2020

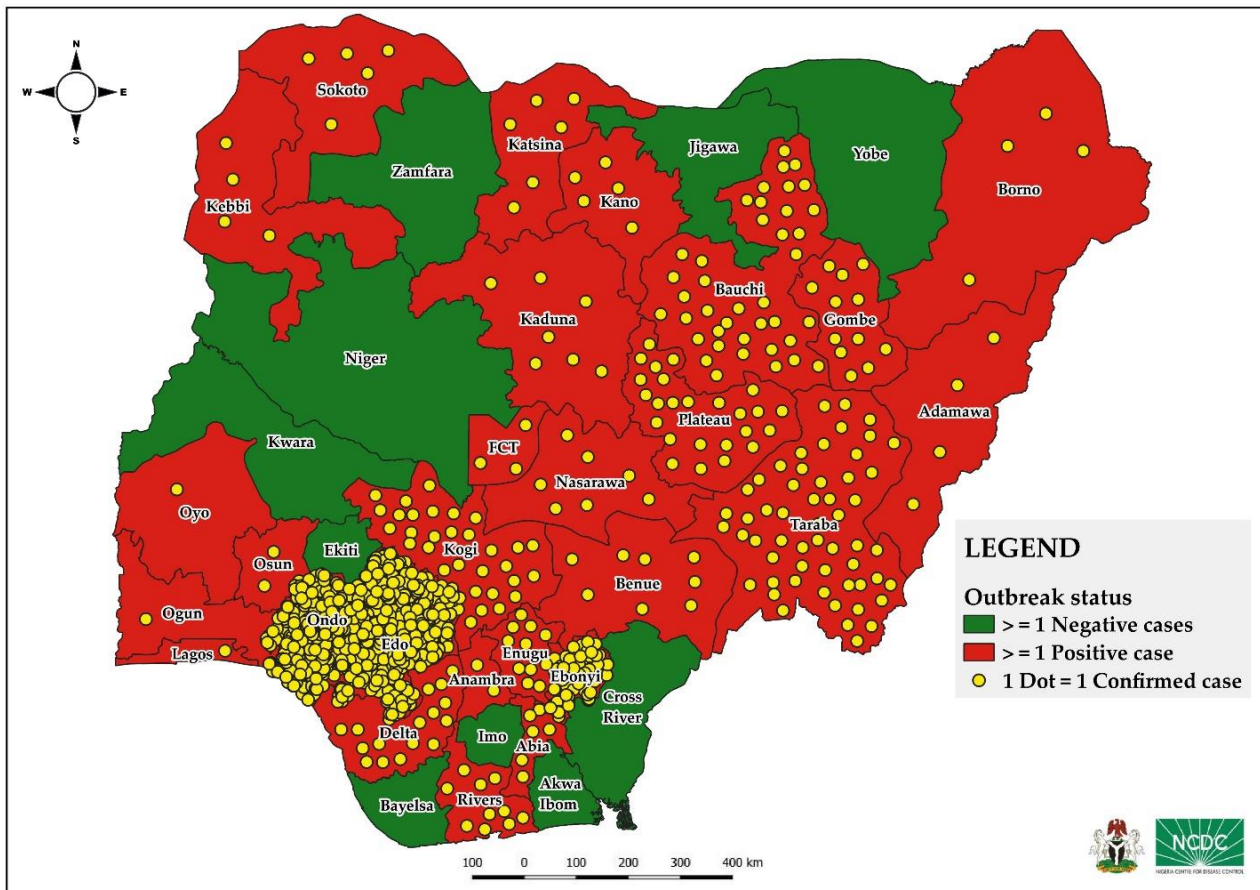


Figure 2. Confirmed Lassa fever cases by States in Nigeria, week 01- 40, 2020

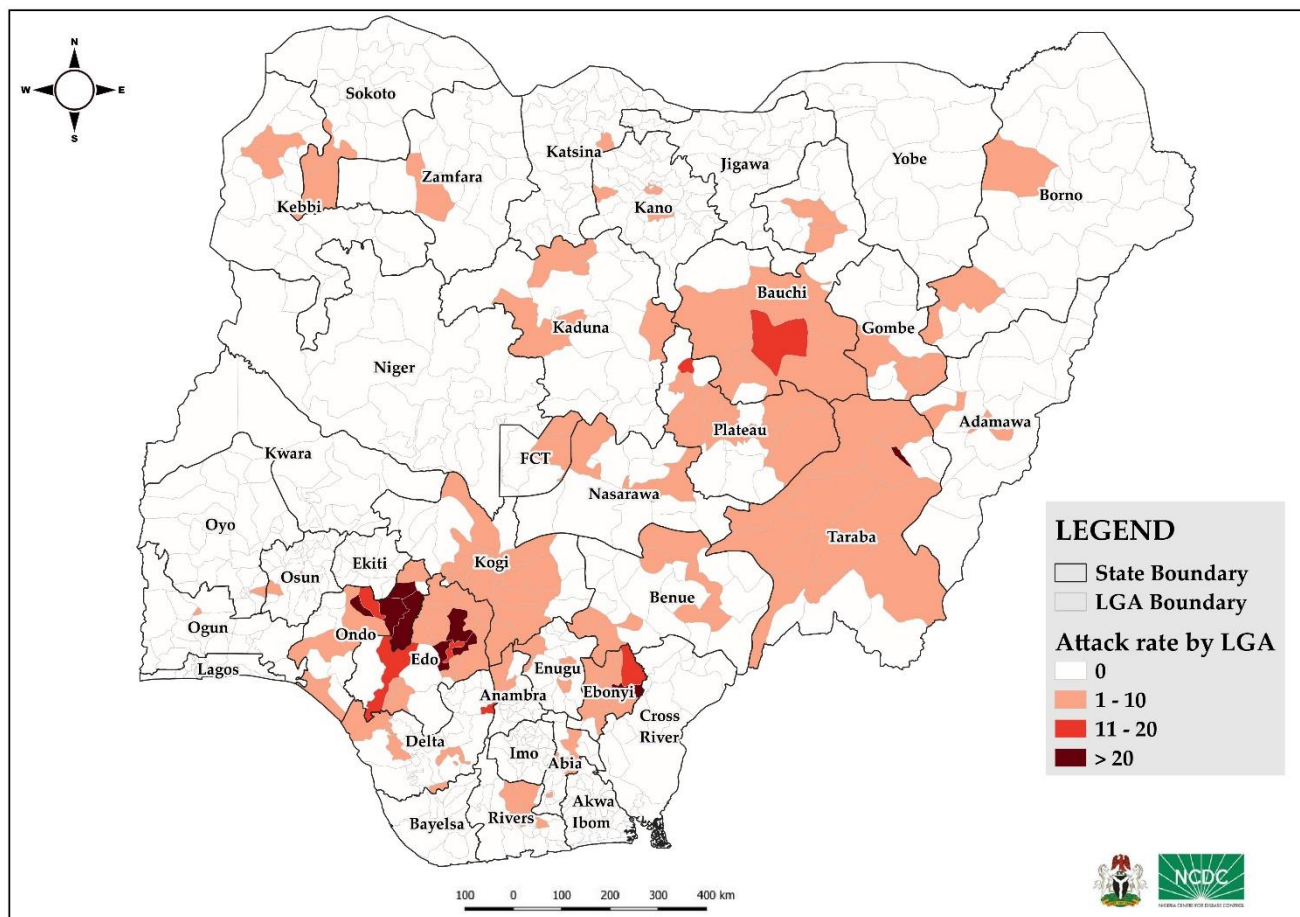


Figure 3. Confirmed Lassa fever rate per 100,000 population for LGAs in Nigeria, week 01- 40, 2020

Table 2: Key indicators for current week 2020 and trend compared to previous week, Nigeria

Indicator	Number for current week	Trend from previous week	Cumulative number for 2020
Probable cases	0	↔	14
Health Care Worker affected	0	↔	44
Cases undergoing treatment in Treatment centres	3	↓	1121
Contact tracing			
Cumulative contact listed	0	↔	10077
Contacts under follow up	8	↔	8
Contacts completed follow up	0	↓	9968
Symptomatic contacts	0	↔	172
Positive contacts	0	↔	57
Contacts lost to follow up	0	↔	44

Key
 ↑ Increase
 ↓ Decrease
 ↔ No difference

Table 3. Weekly and Cumulative number of suspected and confirmed cases for 2020

States	Current week: (Week 40)						Cumulative (Week 1 - 40)					
	Cases				Deaths		Cases				Deaths	
	Suspected	Confirmed	Trend	Probable	HCW'	(Confirmed Cases)	Suspected	Confirmed	Probable	HCW'	(Confirmed Cases)	
1 Abia							59	5			2	
2 Adamawa							18	4			1	
3 Akwa Ibom							12					
4 Anambra	1						33	2			1	
5 Bauchi	1						336	44	3	7	20	
6 Bayelsa							6					
7 Benue	1	1	▲				48	10		1	4	
8 Borno	1						34	4		1	1	
9 Cross River							14					
10 Delta							137	16		3	3	
11 Ebonyi							326	76		1	22	
12 Edo	27	1	▼				2334	351	1	10	39	
13 Ekiti							14					
14 Enugu							69	10			2	
15 FCT							72	3			2	
16 Gombe							53	9	1	1	2	
17 Imo							20					
18 Jigawa							30			1		
19 Kaduna							130	7	2	1	5	
20 Kano							14	5	2	3	1	
21 Katsina	1						48	6	1	1	2	
22 Kebbi							31	4			2	
23 Kogi							114	39	1		8	
24 Kwara							15					
25 Lagos							32	1				
26 Nasarawa							47	9			4	
27 Niger							10					
28 Ogun							36	1				
29 Ondo	6	1	▼				1264	386	1	13	70	
30 Osun							32	2				
31 Oyo							13	1				
32 Plateau							168	32			8	
33 Rivers							21	9			3	
34 Sokoto							25	5			3	
35 Taraba							146	57	2	1	22	
36 Yobe							5					
37 Zamfara							18					
Total	38	3	▼	0	0	0	5784	1098	14	44	227	

Key	
▼	Decrease
▲	Increase

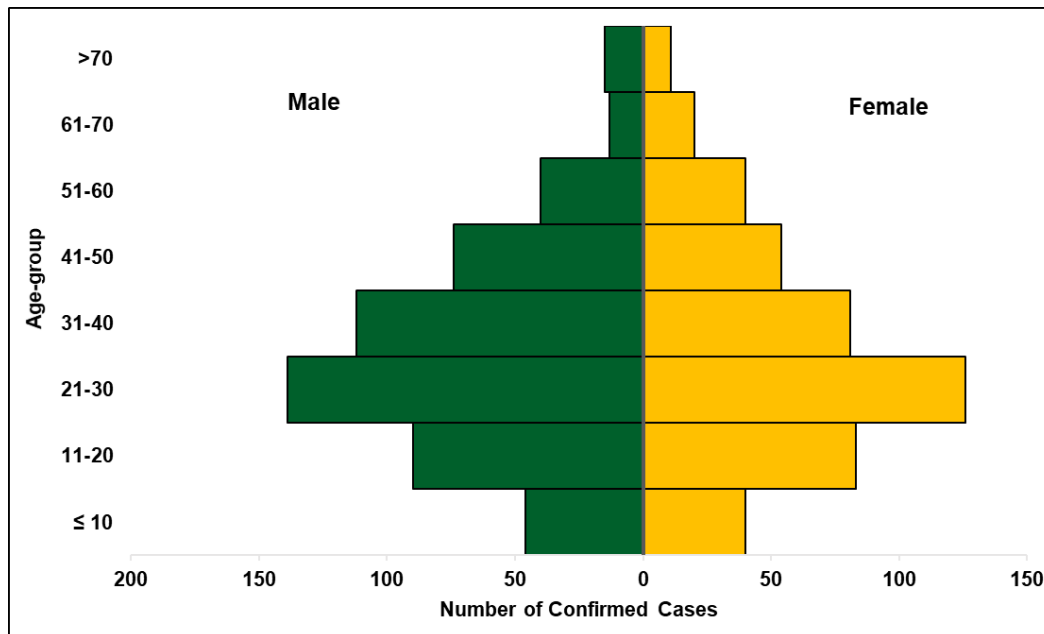


Figure 4. Age and sex pyramid showing number of confirmed Lassa fever cases for 2020

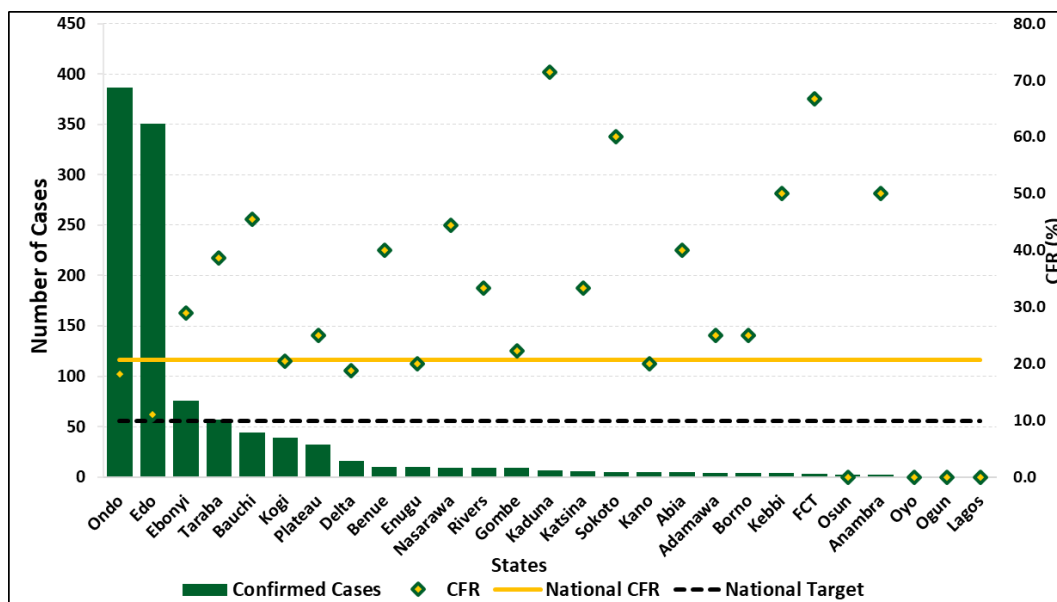


Figure 5: Number of confirmed cases with case fatality rate (CFR) by state, week 01- 40, 2020

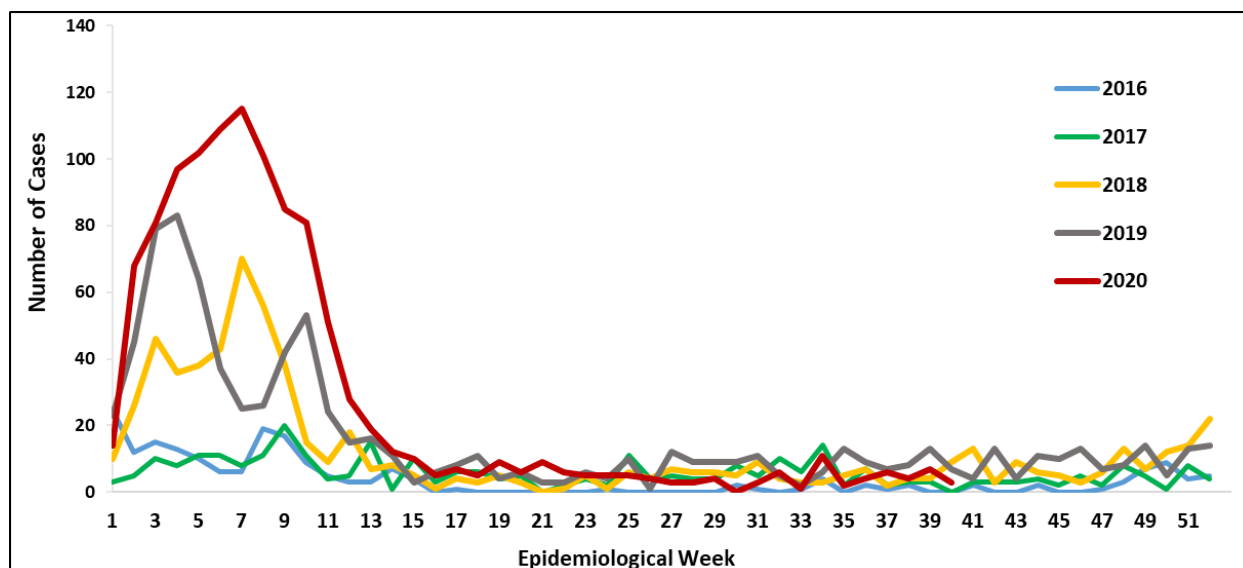


Figure 6: Trend of confirmed cases by epidemiological week, 2016 – 2020 (40), Nigeria

Response activities

- The National multisectoral Lassa fever Emergency Operations Centre (EOC) was activated to coordinate response activities across States. States with confirmed cases have activated state-level EOCs.
- National Rapid Response Teams have been deployed from NCDC to support response activities in ten States
- Surge staff (Doctors, Nurses, Laboratorians and Hygienist) deployed to ISTH and FMC Owo
- State Public Health Emergency Operations Centre activated in affected States
- The five Lassa fever molecular laboratories in the NCDC network are working full capacity to ensure that all samples are tested and results provided within the shortest turnaround time
- NCDC is working to support every state in Nigeria to identify one treatment centre, while supporting existing ones with care, treatment and IPC commodities
- Risk communications and community engagement activities have been scaled up across states using television, radio, print, social media and other strategies
- Implementation of Lassa fever Environmental response campaign in high burden states by Federal Ministry of Environment

Notes on this report

Data Source

Information for this disease was case based data retrieved from the National Lassa fever Emergency Operations Centre.

Case definitions

- **Suspected case:** any individual presenting with one or more of the following: malaise, fever, headache, sore throat, cough, nausea, vomiting, diarrhoea, myalgia, chest pain, hearing loss and either a. History of contact with excreta or urine of rodents b. History of contact with a probable or confirmed Lassa fever case within a period of 21 days of onset of symptoms OR Any person with inexplicable bleeding/hemorrhagia.
- **Confirmed case:** any suspected case with laboratory confirmation (positive IgM antibody, PCR or virus isolation)
- **Probable case:** any suspected case (see definition above) who died or absconded without collection of specimen for laboratory testing
- **Contact:** Anyone who has been exposed to an infected person, or to an infected person's secretions, excretions, or tissues within three weeks of last contact with a confirmed or probable case of Lassa fever

Calculations

- Case Fatality Rate (CFR) for this disease is reported for confirmed cases only