



SITUATION REPORT

Nigeria Centre For Disease Control (NCDC)

www.ncdc.gov.ng

PLOT 800 EBITU UKIWE STREET, JABI ABUJA, NIGERIA. TOLL FREE CALL: 0800-970000-10. E: info@ncdc.gov.ng

@NCDCgov

TITLE:	2019 LASSA FEVER OUTBREAK SITUATION REPORT
SERIAL NUMBER:	19
EPI-WEEK:	19
DATE:	12th May 2019

HIGHLIGHTS

- In the reporting Week 19 (6th – 12th May, 2019) **4** new confirmed cases were reported from three states – Edo (2), Ebonyi(1) and Taraba(1) states with **no** new death
- From 1st January to 12th May, 2019, a total of 2426 **suspected** cases have been reported from 21 states. Of these, **569 were confirmed positive**, 15 probable and 1842 negative (not a case)
- Since the onset of the 2019 outbreak, there have been **128** deaths in confirmed cases. Case fatality ratio in confirmed cases is 22.5%
- Twenty-one (21) States (Edo, Ondo, Bauchi, Nasarawa, Ebonyi, Plateau, Taraba, FCT, Adamawa, Gombe, Kaduna, Kwara, Benue, Rivers, Kogi, Enugu, Imo, Delta, Oyo, Kebbi and Cross River) have recorded at least one confirmed case across 82 Local Government Areas - *Figure 1*
- 92% of all confirmed cases are from Edo(36%), Ondo(29%), Ebonyi(8%), Bauchi(7%), Taraba(7%) and Plateau(6%) states- *Figure 1*
- Predominant age-group affected is 21-40 years (Range: >1 month to 89 years, Median Age: 32 years) - *Figure 6*
- The male to female ratio for confirmed cases is 1.2:1 - *Figure 6*
- In the reporting week 19, no new health care worker was affected. A total of **eighteen health care workers** have been infected since the onset of the outbreak in eight States – Edo (7), Ondo (3), Ebonyi (2), Enugu (1), Rivers (1), Bauchi (1) Benue (1), Plateau (1) and Kebbi(1) with two deaths in Enugu and Edo States
- Eight (8) patients are currently being managed at various treatment centres across the country: Irrua Specialist Teaching Hospital(ISTH) treatment Centre (3), Federal Teaching Hospital Abakaliki (2), Federal Medical Centre Owo (1), Taraba (1) and Kebbi (1)
- A total of **7368** contacts have been identified from 20 States. Of these 535(7.3%) are currently being followed up, 6765(91.8%) have completed 21 days follow up, while 8(0.1%) were lost to follow up. 119(1.6%) symptomatic contacts have been identified, of which **60(0.8%)** have tested positive
- Multi sectoral one health national rapid response teams (NCDC, NFEITP and Federal Ministry of Environment) deployed to Kebbi states
- Outbreak emergency phase declared over based on composite indicators
- National Lassa fever multi-partner, multi-sectoral Technical Working Group (TWG) continues to coordinate the response activities at all levels



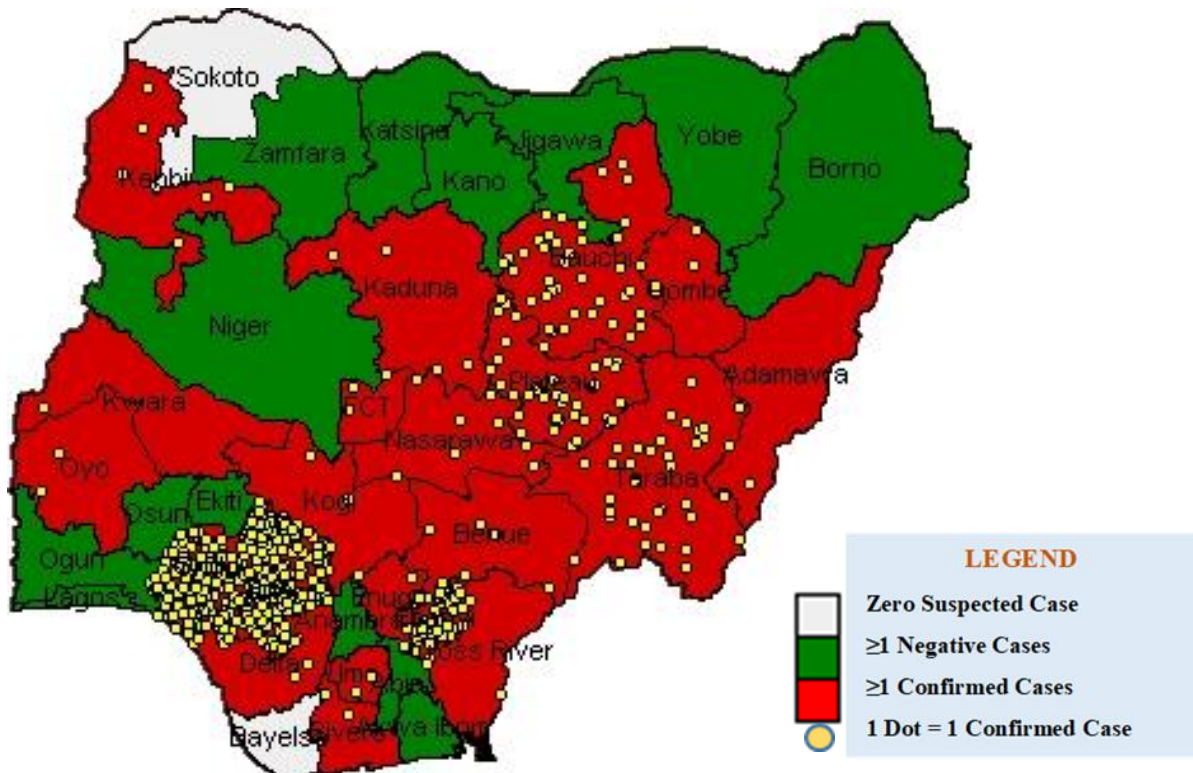


Figure 1. Distribution of Confirmed Lassa Fever cases in Nigeria as at 12th May, 2019

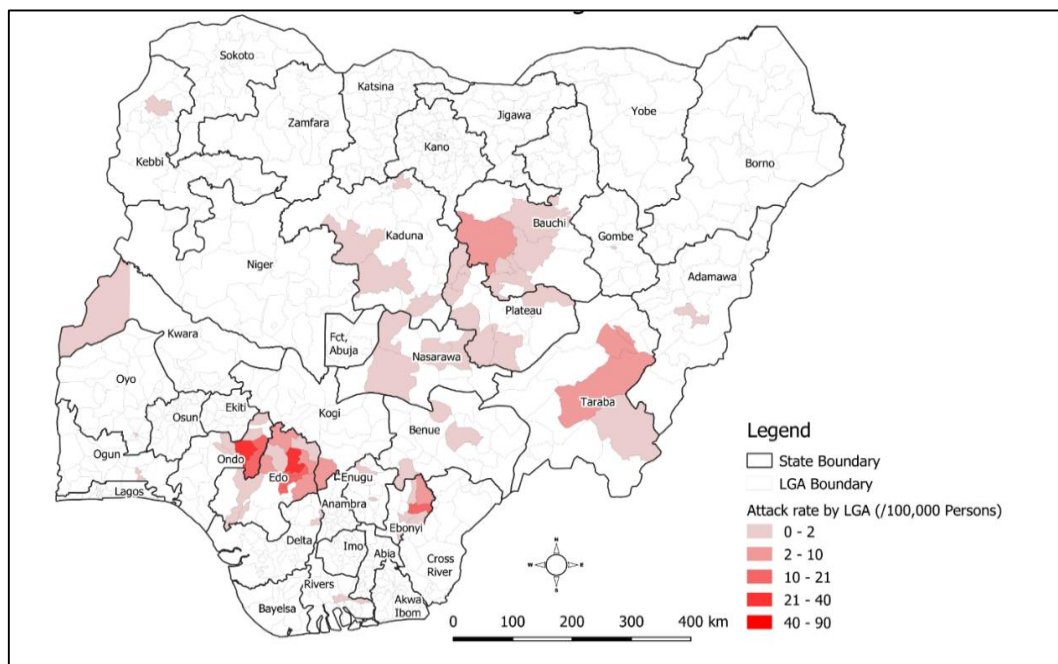


Figure 2. LGA attack rate of confirmed Lassa fever cases in Nigeria as at 12th May, 2019

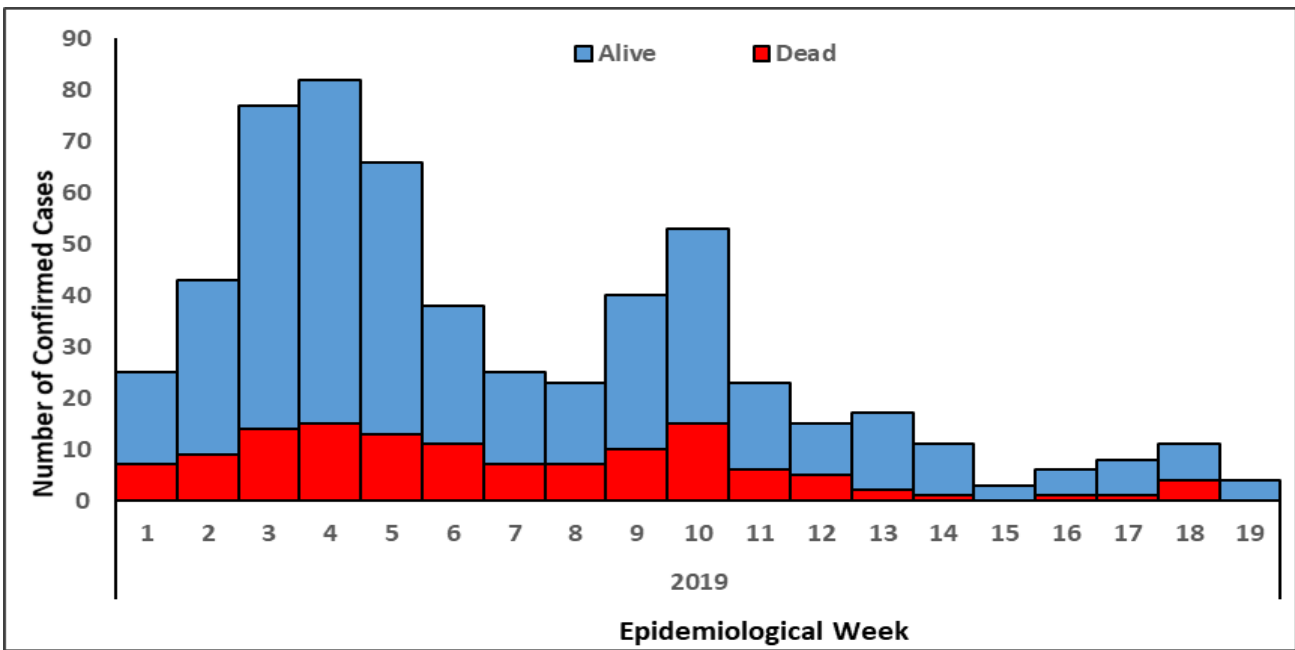


Figure 3. Epicurve of Lassa fever Confirmed (569) Cases in Nigeria - week 01-19, 2019

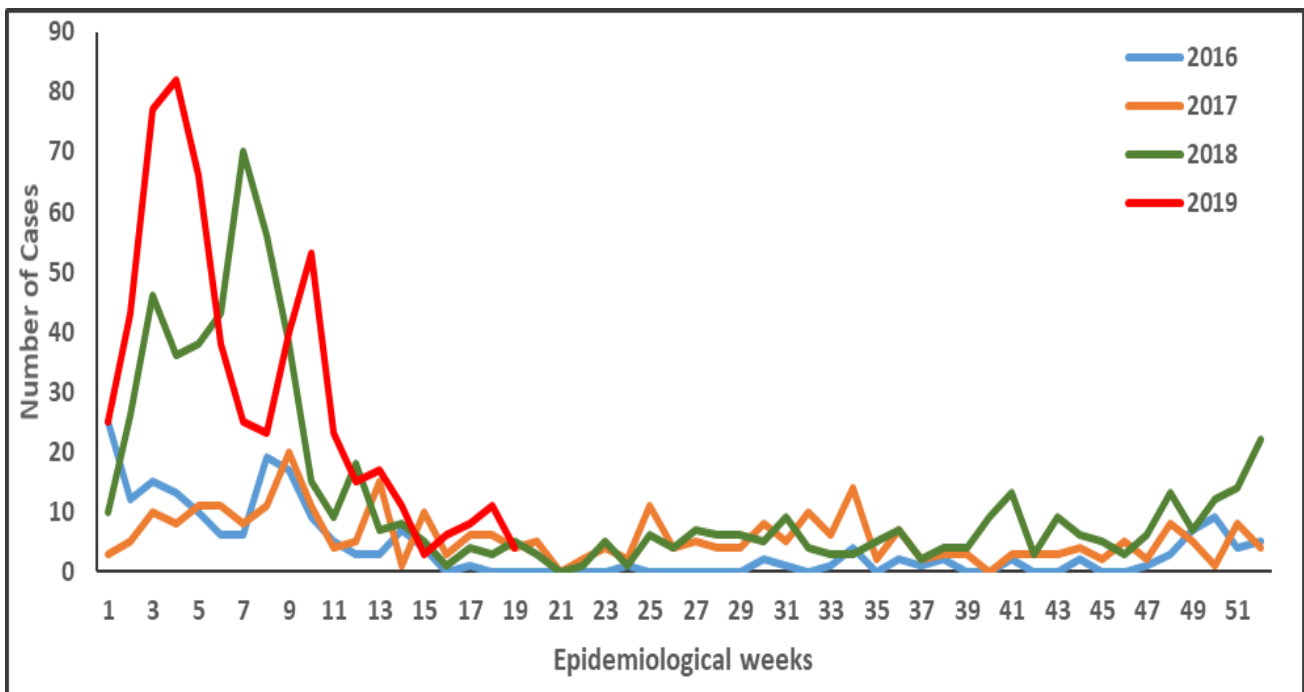


Figure 4. Weekly trends of Lassa fever Confirmed Cases in Nigeria, 2016/week 01-2019/week 19

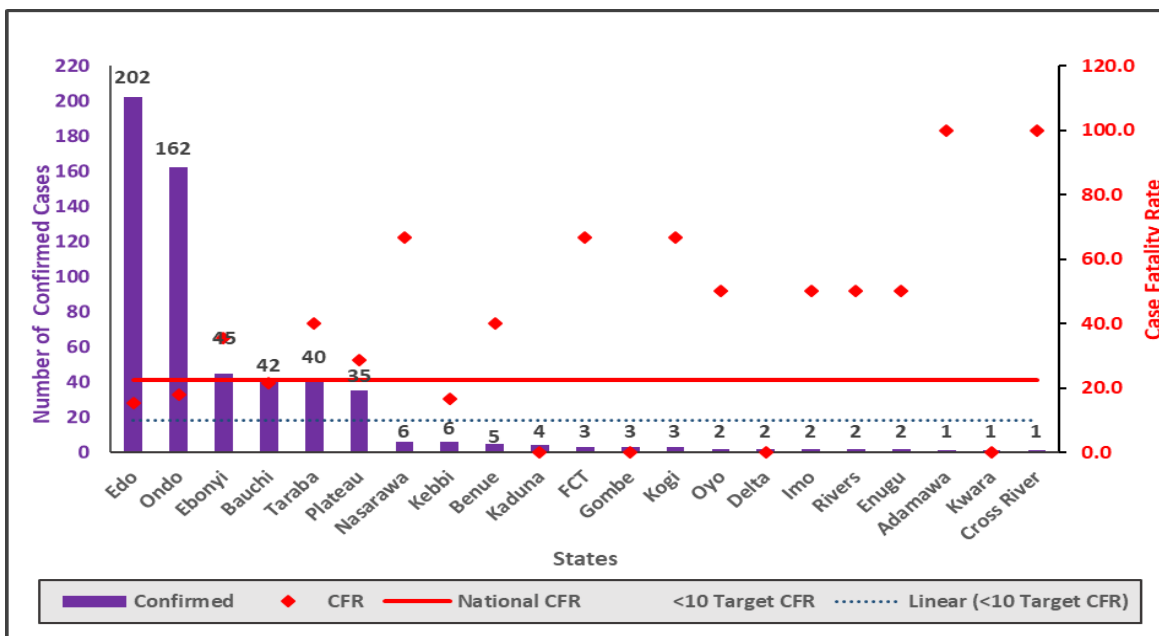


Figure 5. Confirmed Lassa fever cases in Nigeria with state specific Case Fatality Rates (CFR) as at 12th May, 2019

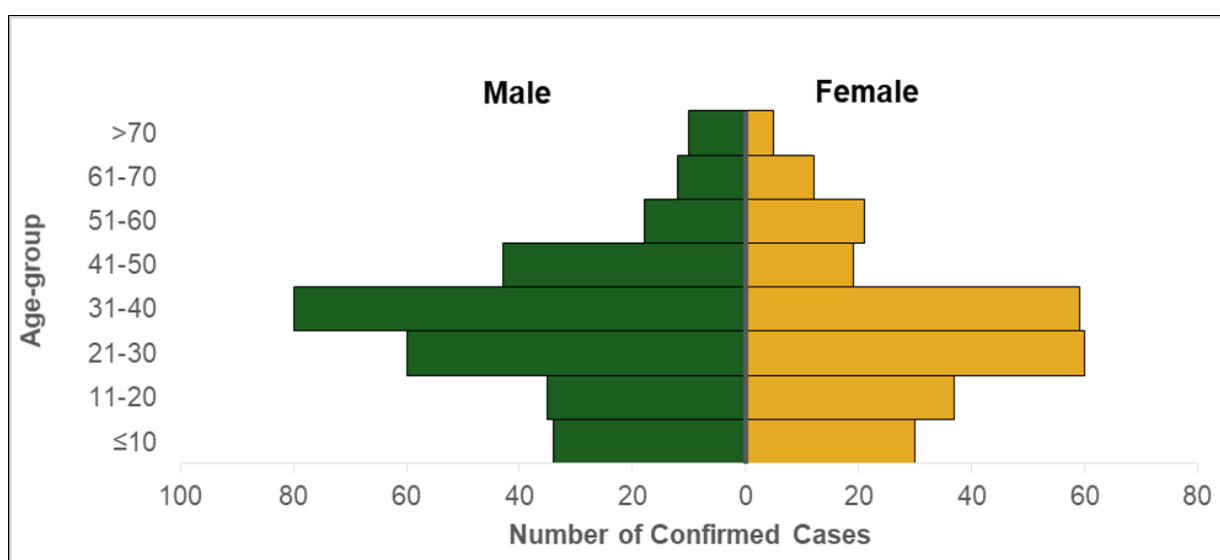


Figure 6. Age-Sex distribution of Confirmed Lassa fever cases in Nigeria as at 12th May, 2019

ⁱSuspected case describes any individual presenting with one or more of the following: malaise, fever, headache, sore throat, cough, nausea, vomiting, diarrhoea, myalgia, chest pain, hearing loss and either a. History of contact with excreta or urine of rodents b. History of contact with a probable or confirmed Lassa fever case within a period of 21 days of onset of symptoms OR Any person with inexplicable bleeding/hemorrhagia.

ⁱⁱAny suspected case with laboratory confirmation (positive IgM antibody, PCR or virus isolation)

ⁱⁱⁱAny suspected case (see definition above) who died without collection of specimen for laboratory testing

^{iv}“Active” means where there has been at least one confirmed case, and contacts within 21 days post exposure

Disclaimer – The information contained in this document is confidential, privileged and only for the intended recipient and may not be used, published or redistributed to the public. A redacted version is available on

<http://ncdc.gov.ng/diseases/sitreps>