

NIGERIA CENTRE FOR DISEASE CONTROL

Lassa fever Situation Report

Epi Week 46: 15 – 21 November 2021

Key Points

Table 1: Summary of current week (46), cumulative from Epi week 01–46, 2021 and comparison with previous year (2020)

Reporting Period	Suspected cases	Confirmed cases	Probable cases	Deaths (Confirmed cases)	Case Fatality Ratio (CFR)	States and LGAs affected (Confirmed cases)
Current week (week 46)	108	9	0	1	11.1%	State(s): 3 LGA(s): 5
2021 Cumulative (week 1-46)	3787	427	3	80	18.7%	State(s): 16 LGA(s): 62
2020 Cumulative (week 1-46)	6252	1138	14	235	20.7%	State(s): 27 LGA(s): 130

Highlights

- In week 46, the number of new confirmed cases increased from 8 in week 45, 2021 to 9 cases. These were reported from Edo, Ondo and Bauchi States (Table 3)
- Cumulatively from week 1 to week 46, 2021, 80 deaths have been reported with a case fatality rate (CFR) of 18.7% which is lower than the CFR for the same period in 2020 (20.7%)
- In total for 2021, 16 States have recorded at least one confirmed case across 62 Local Government Areas (Figure 2 and 3)
- Of all confirmed cases, 84% are from Edo (44%), Ondo (35%) and Taraba (5%) States.
- The predominant age-group affected is 21-30 years (Range: <1 to 70 years, Median Age: 29 years). The male to female ratio for confirmed cases is 1:0.8 (Figure 4)
- The number of suspected cases has decreased compared to that reported for the same period in 2020
- No new Healthcare worker affected in the reporting week 46
- National Lassa fever multi-partner, multi-sectoral Technical Working Group (TWG) continues to coordinate the response activities at all levels

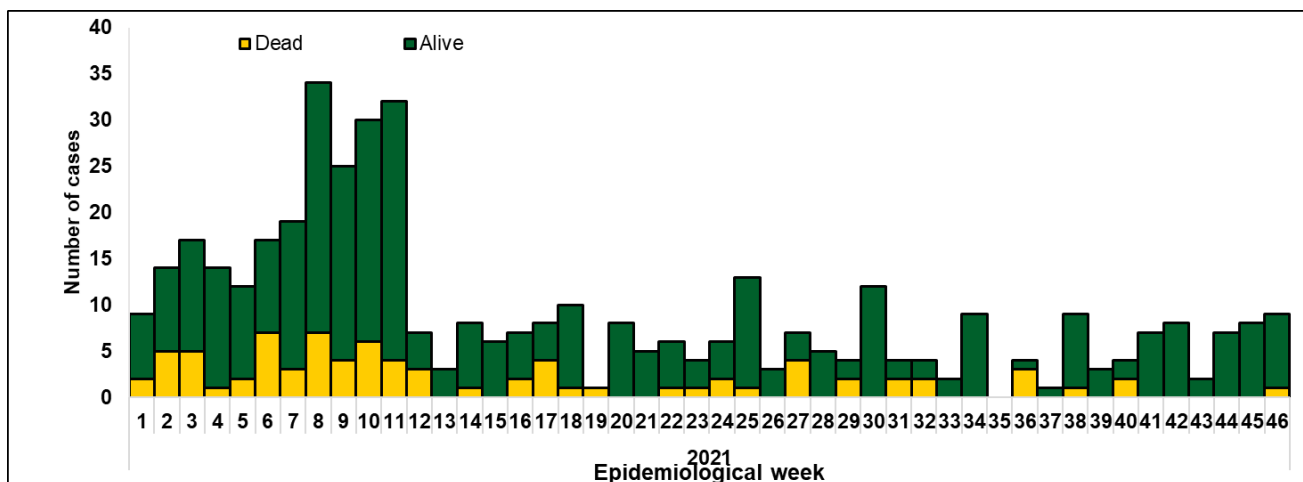


Figure 1. Epidemic curve of confirmed Lassa fever cases epidemiological week 46, 2021

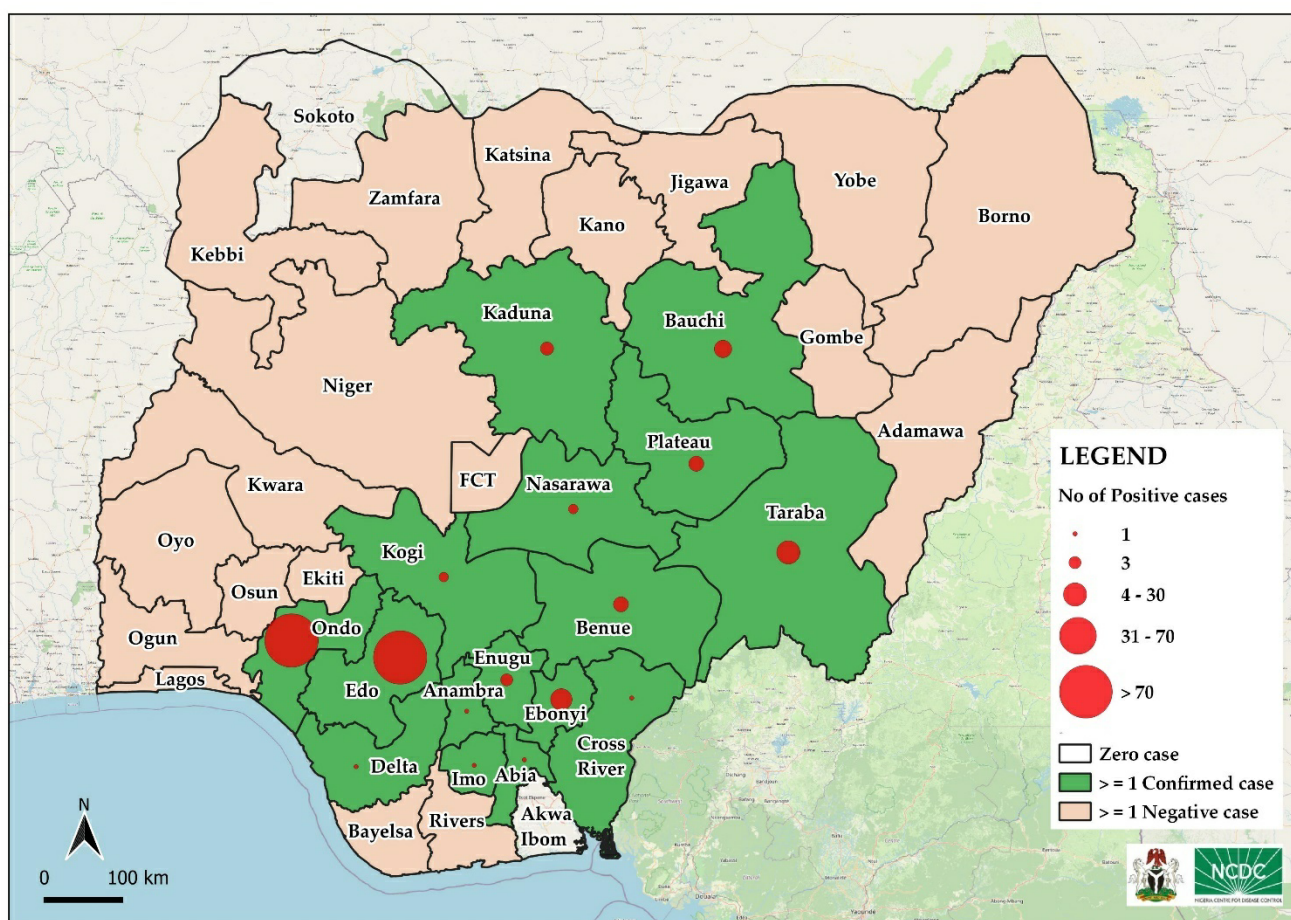


Figure 2. Confirmed Lassa fever cases by States in Nigeria, week 46, 2021

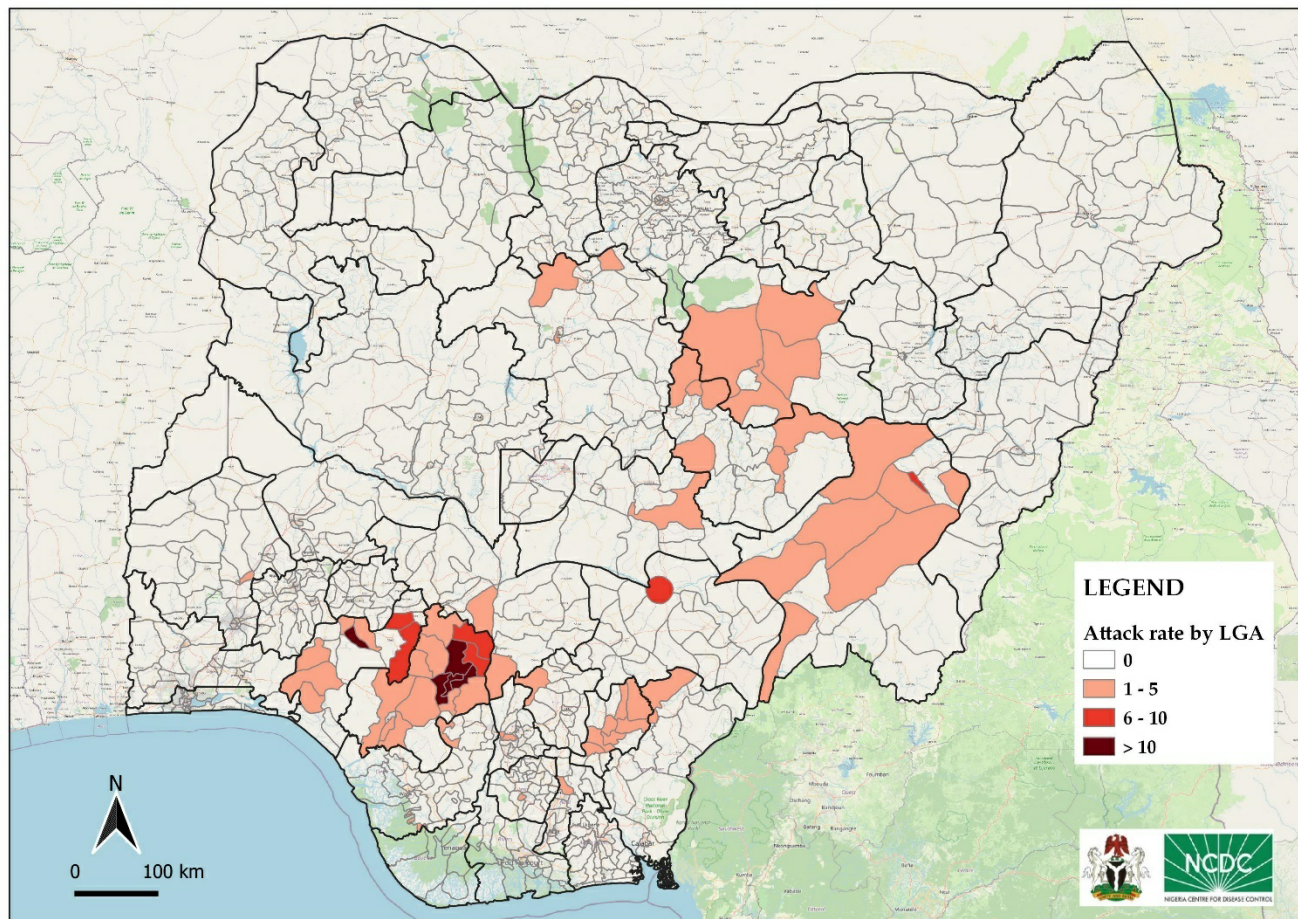


Figure 3. Confirmed Lassa fever rate per 100,000 population for LGAs in Nigeria, week 46, 2021

Indicator	Number for current week	Trend from previous week	Cumulative number for 2020
Probable cases	0	↔ ↔	3
Health Care Worker affected	0	↔ ↔	6
Cases undergoing treatment in Treatment centres	9	↔	401
Contact tracing			
Cumulative contact listed	11	↔	2569
Contacts under follow up	371	↔	371
Contacts completed follow up	0	↔	2181
Symptomatic contacts	0	↔ ↔	15
Positive contacts	0	↔ ↔	10
Contacts lost to follow up	0	↔ ↔	7

Key

- ↑ Increase
- ↓ Decrease
- ↔ No difference

Table 2: Key indicators for current week 2021 and trend compared to previous week, Nigeria

States	Current week: (Week 46)						Cumulative (Week 1 - 46)					
	Cases				Deaths		Cases				Deaths	
	Suspected	Confirmed	Trend	Probable	HCW *	(Confirmed Cases)	Suspected	Confirmed	Probable	HCW *	(Confirmed Cases)	
1 Edo	63	4	▲				2346	190			14	
2 Ondo	17	3					831	148	1	4	44	
3 Taraba							70	21	1	1	12	
4 Ebonyi	2						121	17			2	
5 Bauchi	16	2	▲			1	88	13			3	
6 Benue			▼				31	8				
7 Plateau							31	8				
8 Kaduna							42	6			4	
9 Enugu							14	5	1	1	1	
10 Nasarawa							11	3				
11 Kogi	3						15	3				
12 Cross River							3	1				
13 Imo							8	1				
14 Anambra			▼				6	1				
15 Delta	3						43	1				
16 Abia							8	1				
17 Sokoto							2					
18 Kwara	1						3					
19 Bayelsa							3					
20 Katsina							1					
21 Niger							1					
22 Ogun							3					
23 Oyo	1						4					
24 Rivers							9					
25 Zamfara							1					
26 Jigawa							9					
27 Adamawa							7					
28 Gombe							11					
29 Lagos	1						14					
30 Kano	1						13					
31 Ekiti							3					
32 Yobe							4					
33 FCT							10					
34 Kebbi							2					
35 Borno							13					
36 Osun							3					
Total	108	9	▲	0	0	1	3784	427	3	6	80	

Table 3. Weekly and Cumulative number of suspected and confirmed cases for 2021

Key	
▼	Decrease
▲	Increase

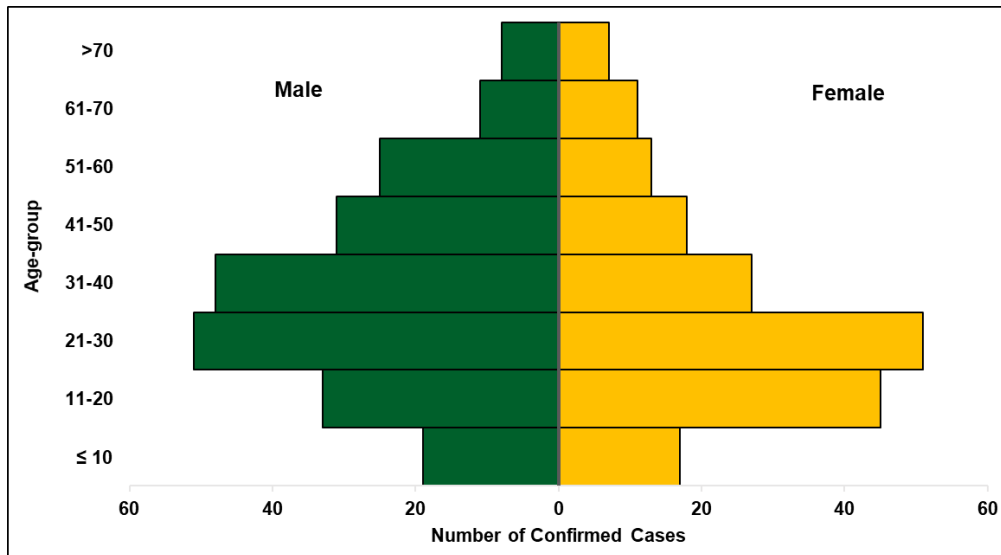


Figure 4. Age and sex pyramid showing number of confirmed Lassa fever cases for 2021

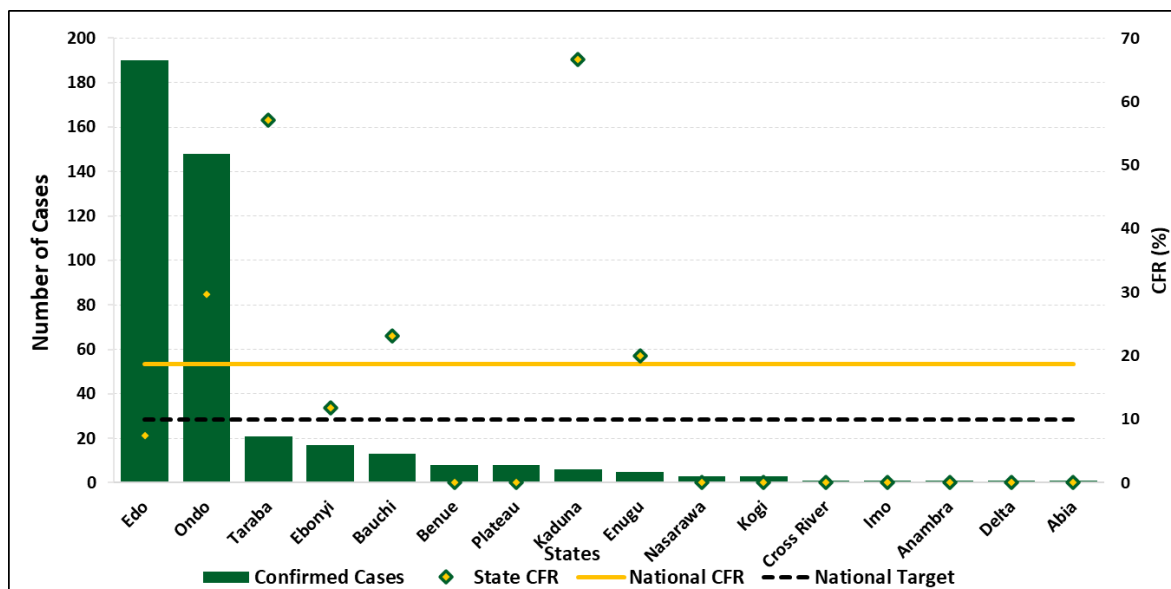


Figure 5: Number of confirmed cases with case fatality rate (CFR) by state week 46 2021

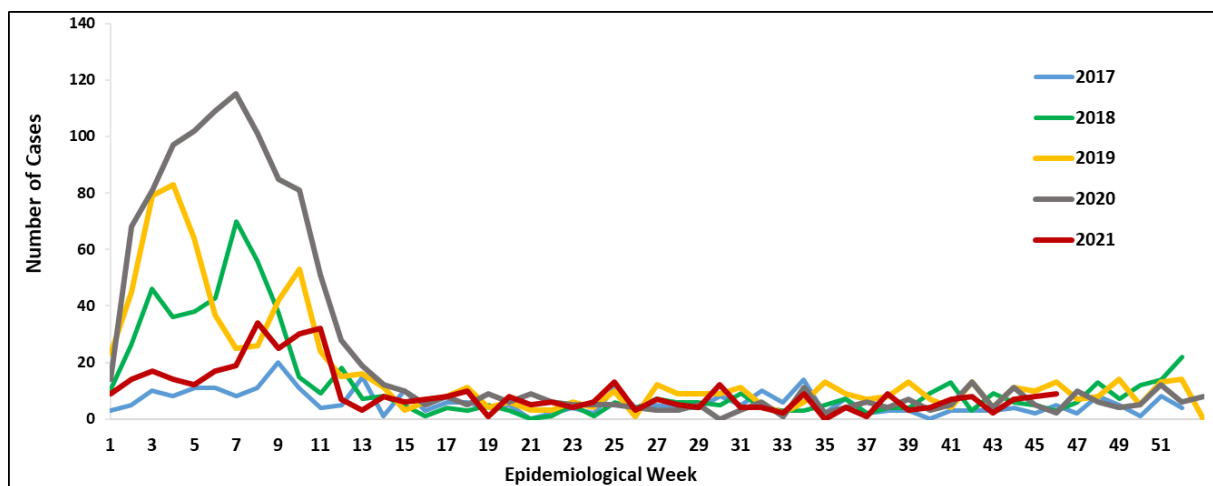


Figure 6: Trend of confirmed cases by epidemiological week, 2017– 2021, Nigeria

Response activities

- Conducted 2021 Lassa fever high burden States preparedness/response engagement meeting
- Lassa fever alert letters sent to States
- The National Emergency Operations Centre alert mode activated 2021 for effective multi-sectoral, multi-disciplinary coordination of Lassa fever response
- State Public Health Emergency Operations Centre activated in affected States
- The five Lassa fever molecular laboratories in the NCDC network are working full capacity to ensure that all samples are tested and results provided within the shortest turnaround time
- Confirmed cases are treated at identified treatment centres across the states
- Dissemination of reviewed case management and safe burial practices guidelines
- Risk communications and community engagement activities have been scaled up across states using television, radio, print, social media and other strategies
- Implementation of Lassa fever Environmental response campaign in high burden states by Federal Ministry of Environment
- Deployment of National Rapid Respond Teams to three States to support Lassa fever Response

Notes on this report

Data Source

Information for this disease was case based data retrieved from the National Lassa fever Emergency Operations Centre.

Case definitions

- **Suspected case:** any individual presenting with one or more of the following: malaise, fever, headache, sore throat, cough, nausea, vomiting, diarrhoea, myalgia, chest pain, hearing loss and either a. History of contact with excreta or urine of rodents b. History of contact with a probable or confirmed Lassa fever case within a period of 21 days of onset of symptoms OR Any person with inexplicable bleeding/hemorrhagia.
- **Confirmed case:** any suspected case with laboratory confirmation (positive IgM antibody, PCR or virus isolation)
- **Probable case:** any suspected case (see definition above) who died or absconded without collection of specimen for laboratory testing
- **Contact:** Anyone who has been exposed to an infected person, or to an infected person's secretions, excretions, or tissues within three weeks of last contact with a confirmed or probable case of Lassa fever

Calculations

- Case Fatality Rate (CFR) for this disease is reported for confirmed cases only