

# YELLOW FEVER SITUATION REPORT

Serial Number: 007	July 2023 Monthly Sitrep
Epi Week:	27 – 30, 2023
Reporting Month:	July 2023

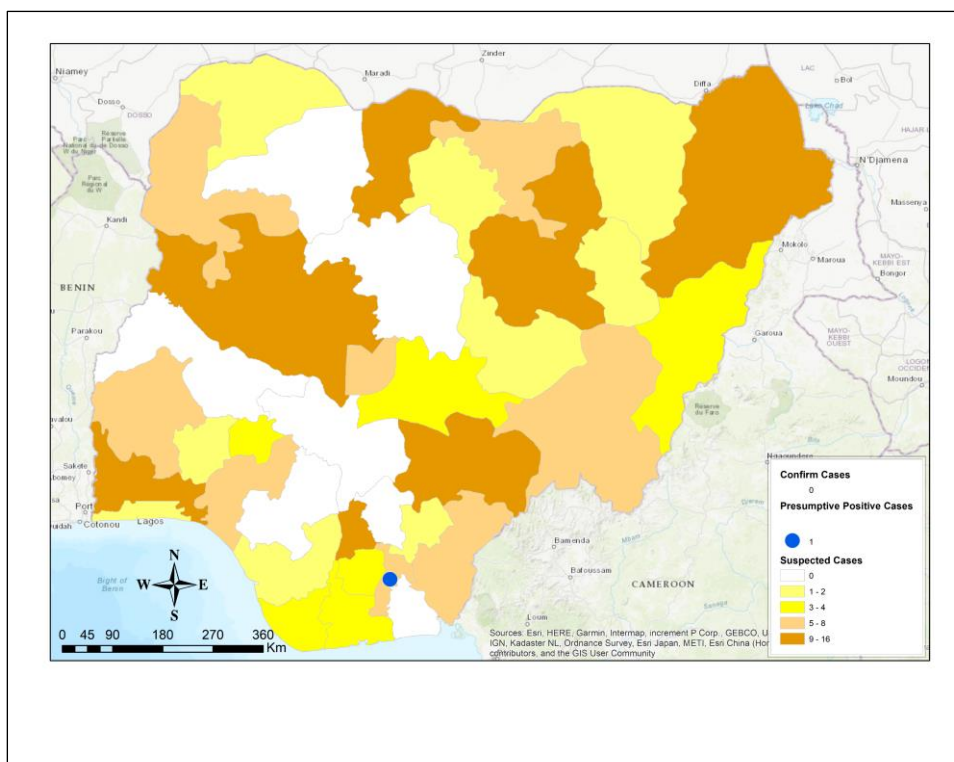


## REPORTING MONTH: JULY 2023

### HIGHLIGHTS

#### REPORTING PERIOD: 1<sup>ST</sup> – 31<sup>ST</sup> JULY 2023

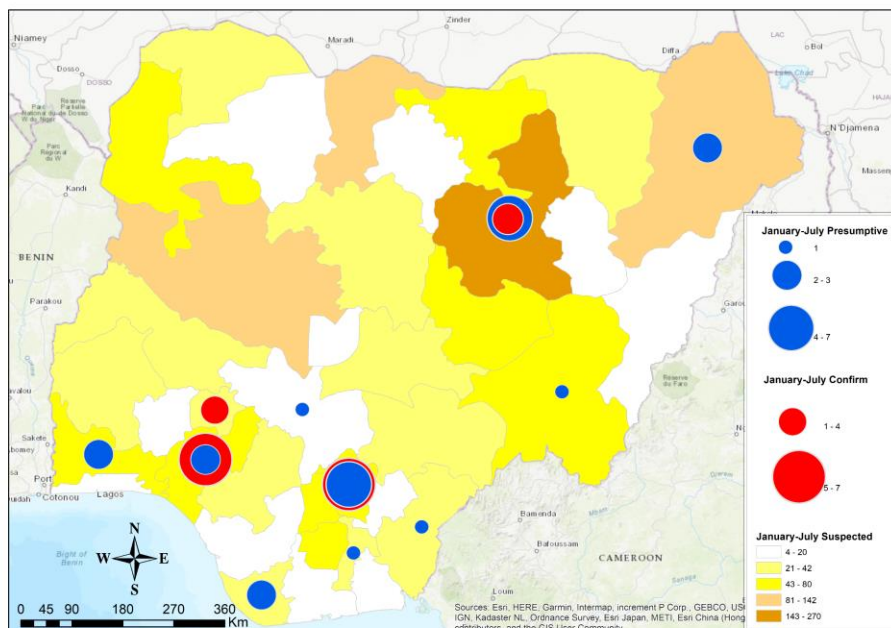
- The Nigeria Centre for Disease Control and Prevention (NCDC) continues to monitor reports of yellow fever cases in Nigeria.
- A total of 182 suspected cases were reported from 123 Local Government Areas (LGAs) across 31 states including the FCT.
- The cases were reported from Abia (5), Adamawa (4), Anambra (15), Bauchi (16), Bayelsa (4), Benue (9), Borno (15), Cross River (7), Delta (1), Ebonyi (2), Ekiti (4), Enugu (5), Imo (3), FCT Abuja (1), Jigawa (7), Kano (1), Katsina (11), Kebbi (8), Kwara (8), Lagos (1), Nasarawa (4), Niger (11), Ogun (10), Ondo (6), Osun (2), Oyo (8), Plateau (2), Rivers (3), Sokoto (1), Taraba (7) and Yobe (1).
- One [1], presumptive positive case was reported from University of Nigeria Teaching Hospital (UNTH) Enugu. The case was reported from **Abia -1**
- Three (3) inconclusive results were reported from University of Benin Teaching Hospital (UBTH) Benin and University of Nigeria Teaching Hospital (UNTH) Enugu. These cases were reported from: **Bayelsa -1** [Ogbia (1)], **Cross Rivers -1** [Biase (1)], **Anambra -1** [Onitsha south (1)]
- No confirmed cases reported in the period under review
- No deaths were recorded among suspected cases in the reporting month.



<b>182</b> SUSPECTED CASES	<b>31</b> STATES INCLUDING FCT WITH SUSPECTED CASES
<b>0</b> CONFIRMED CASES	<b>0</b> STATE WITH CONFIRMED CASES
<b>0</b> DEATHS IN CONFIRMED CASES	<b>0</b> STATES WITH DEATHS IN CONFIRMED CASES

## CUMULATIVE FOR 1<sup>ST</sup> JANUARY – 31<sup>ST</sup> JULY 2023

- Cumulatively from 1<sup>st</sup> January 2023 – 31<sup>st</sup> July 2023, a total of 1,715 suspected cases have been reported from 448 LGAs in 36 states including the FCT.
- The cases were reported from Abia (25), Adamawa (12), Akwa Ibom (8), Anambra (64), Bauchi (270), Bayelsa (34), Benue (40), Borno (118), Cross River (32), Delta (9), Ebonyi (16), Edo (26), Ekiti (34), Enugu (80), FCT (4), Gombe (4), Imo (49), Jigawa (62), Kaduna (23), Kano (15), Katsina (142), Kebbi (62), Kogi (20), Kwara (30), Lagos (10), Nasarawa (32), Niger (95), Ogun (50), Ondo (68), Osun (19), Oyo (42), Plateau (54), Rivers (16), Sokoto (31), Taraba (76), Yobe (25) and Zamfara (18).
- **Twenty-six (26)** presumptive positive cases were reported from: the National Reference Laboratory (NRL) Gaduwa - [10], Central Public Health Laboratory (CPHL) Lagos - [5], Maitama District Hospital (MDH) Abuja - [1], University of Benin Teaching Hospital (UBTH) Benin - [3] and University of Nigeria Teaching Hospital (UNTH) Enugu - [7]. These cases were reported from: **Kogi -1** [Omala (1)], **Ogun -2** [Obafemi Owode (1), Odogbolu (1)], **Ondo -3** [Akure South (2), Ondo East (1)], **Cross River -1** [Yala (1)], **Bayelsa -2** [Yenagoa (2)], **Bauchi -7** [Itas/Gadua (4), Ganjuwa (1), Jama'are (1) and Shira (1)], **Borno -2** [Jere (1), Maidugri (1)], **Enugu -6** [Igboeze North (6)], **Abia -1** [Ohafia (1)] and **Taraba -1** [Donga (1)].
- **Twenty-eight (28)** inconclusive cases were recorded from the NRL - [5], CPHL - [14], UBTH [3], UNTH - [5] and MDH - [1]. These cases were reported from: Anambra [2], Bauchi [4], Bayelsa [1], Borno [1], Cross River [1], Edo [1], Ekiti [2], Enugu [2], Imo [1], Nasarawa [1], Ogun [1], Ondo [7], Osun [1], and Oyo (3). These samples have been shipped to Institut Pasteur (IP) Dakar for confirmation.
- **Nineteen (19)** confirmed cases have been reported from IP Dakar from: **Bauchi -4** [Jama'are (2), Itas/Gadua (1), Ganjuwa (1)], **Ekiti -2** [Ado Ekiti (2)], **Enugu -7** [Igboeze-North (7)], **Ondo -6** [Akure South (3), Ondo East (2), Akoko North-East (1)] in the reporting period.
- Four (4) deaths have been recorded from suspected cases from Bayelsa (1), Ekiti (1), Niger (1) and Osun (1) [**CFR = 0.3%**].
- Male to female ratio for suspected cases was **1.1:1** with males 905 (52.8%) and females 810 (47.2%)
- Seventy-seven percent (77%) of cases were predominantly aged 30 years and below.
- Two hundred and thirty-three (13.6%) of 1,715 suspected cases received at least one dose of the yellow fever vaccine.
- The NCDC is coordinating response activities through the National Multi-agency Yellow Fever Technical Working Group (YF TWG)

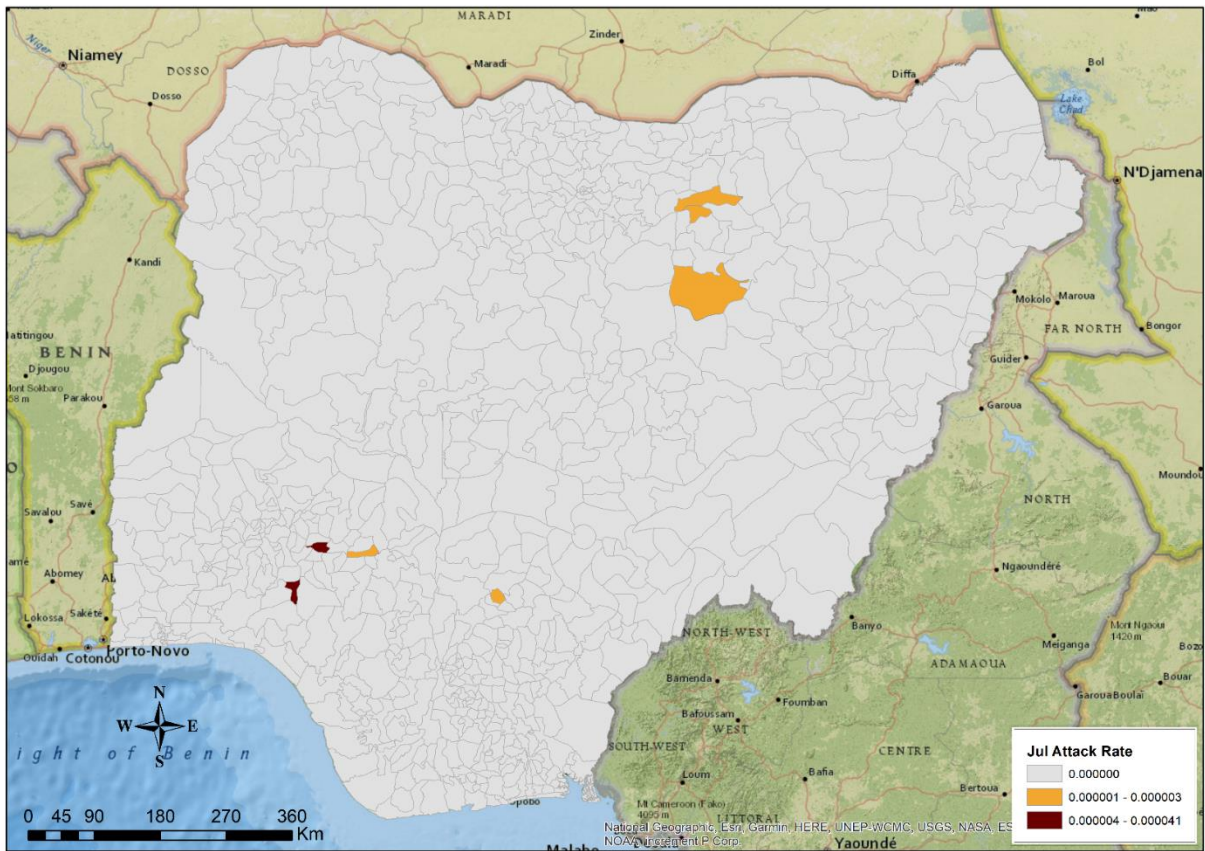


<b>1,715</b> SUSPECTED CASES	<b>36 + FCT</b> STATES WITH SUSPECTED CASES
<b>7</b> CONFIRMED CASES	<b>4</b> STATE WITH CONFIRMED CASES
<b>0</b> DEATHS IN CONFIRMED CASES	<b>0</b> STATES WITH DEATHS IN CONFIRMED CASES

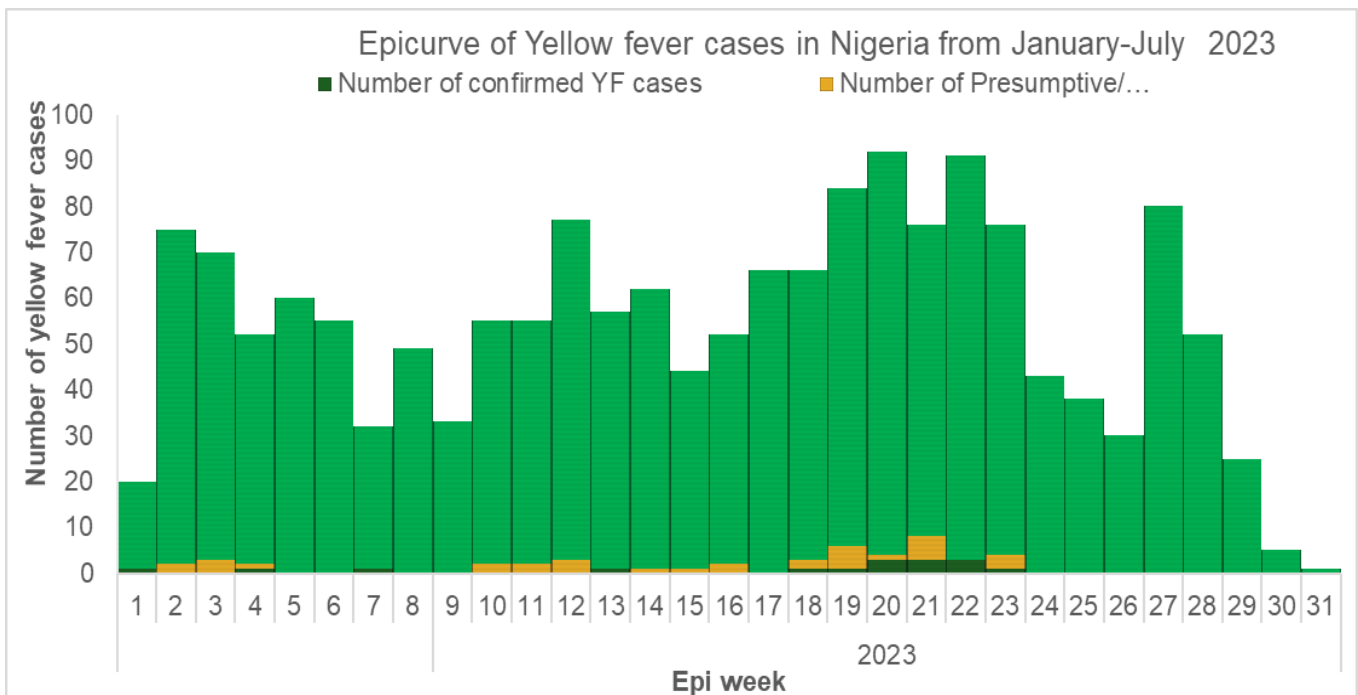
**Table 1: Summary of yellow fever cases in Nigeria from January – July 2023**

State	# Suspected Cases	# LGAs with suspected cases	# LGAs with confirmed cases	Laboratory Results					Deaths	
				Samples positive (IgM) & Inconclusive in (NG)	LGAs with positive (IgM) & Inconclusive in (NG)	Confirmed Cases (PCR)	Confirmed Cases (IP Dakar)	Total Confirmed Cases	# Deaths among Confirmed Cases	# Deaths among All Cases (CFR)(%)
Abia	25	9	-	1	1	-	-	-	-	-
Adamawa	12	6	-	-	-	-	-	-	-	-
Akwa Ibom	8	5	-	-	-	-	-	-	-	-
Anambra	64	15	-	2	2	-	-	-	-	-
Bauchi	270	17	3	11	6	-	-	-	-	-
Bayelsa	34	8	-	3	2	-	-	-	-	1
Benue	40	19	-	-	-	-	-	-	-	-
Borno	118	19	-	3	3	-	-	-	-	-
Cross River	32	15	-	2	2	-	-	-	-	-
Delta	9	8	-	-	-	-	-	-	-	-
Ebonyi	16	9	-	-	-	-	-	-	-	-
Edo	26	15	-	1	1	-	-	-	-	-
Ekiti	34	10	1	2	1	-	-	-	-	1
Enugu	80	14	1	8	1	-	5	5	-	1
FCT Abuja	4	4	-	-	-	-	-	-	-	-
Gombe	4	3	-	-	-	-	-	-	-	-
Imo	49	17	-	1	1	-	-	-	-	-
Jigawa	62	17	-	-	-	-	-	-	-	-
Kaduna	23	10	-	-	-	-	-	-	-	-
Kano	15	9	-	-	-	-	-	-	-	-
Katsina	142	31	-	-	-	-	-	-	-	-
Kebbi	62	13	-	-	-	-	-	-	-	-
Kogi	20	11	-	1	1	-	-	-	-	-
Kwara	30	13	-	-	-	-	-	-	-	-
Lagos	10	6	-	-	-	-	-	-	-	-
Nasarawa	32	11	-	1	1	-	-	-	-	-
Niger	95	17	-	-	-	-	-	-	-	-
Ogun	50	13	-	3	2	-	-	-	-	-
Ondo	68	13	3	10	6	-	2	2	-	-
Osun	19	11	-	1	1	-	-	-	-	-1
Oyo	42	18	-	3	3	-	-	-	-	-
Plateau	54	12	-	-	-	-	-	-	-	-
Rivers	16	10	-	-	-	-	-	-	-	-
Sokoto	31	9	-	-	-	-	-	-	-	-
Taraba	76	13	-	1	1	-	-	-	-	-
Yobe	25	12	-	-	-	-	-	-	-	-
Zamfara	18	6	-	-	-	-	-	-	-	-
<b>TOTAL</b>	<b>1715</b>	<b>448 (57.9%)</b>	<b>8 (1.0%)</b>	<b>54 (2.5%)</b>	<b>35 (4.5%)</b>	<b>0 (0.0%)</b>	<b>7 (0.4%)</b>	<b>7 (0.4%)</b>	<b>0 (0%)</b>	<b>4 (0.3%)</b>

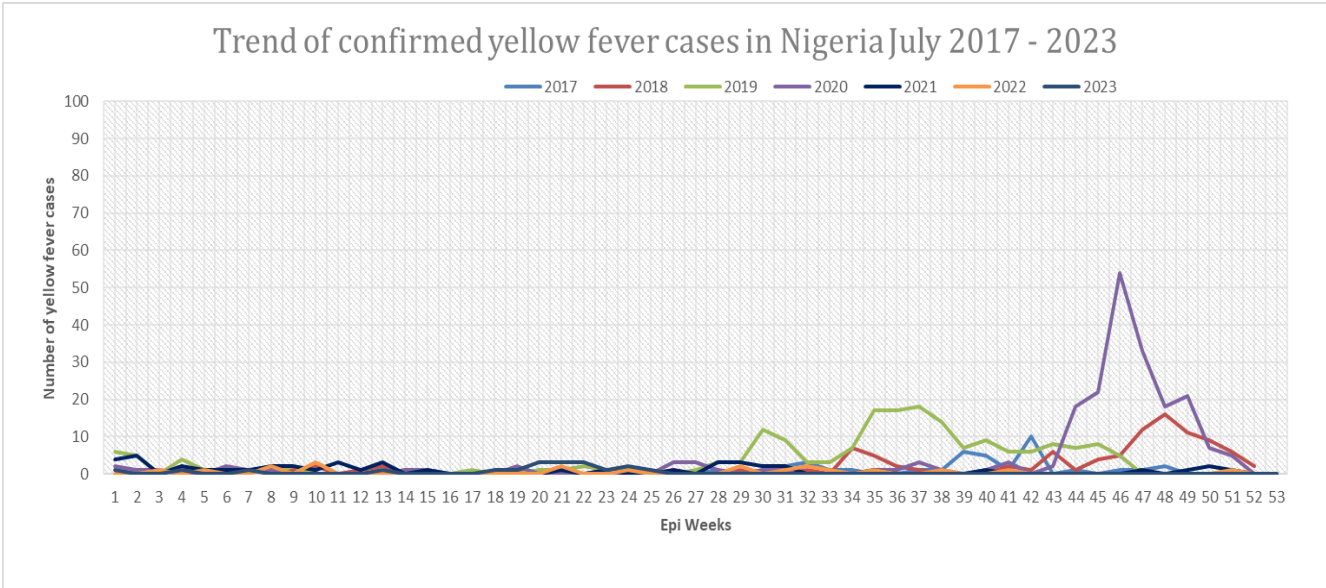




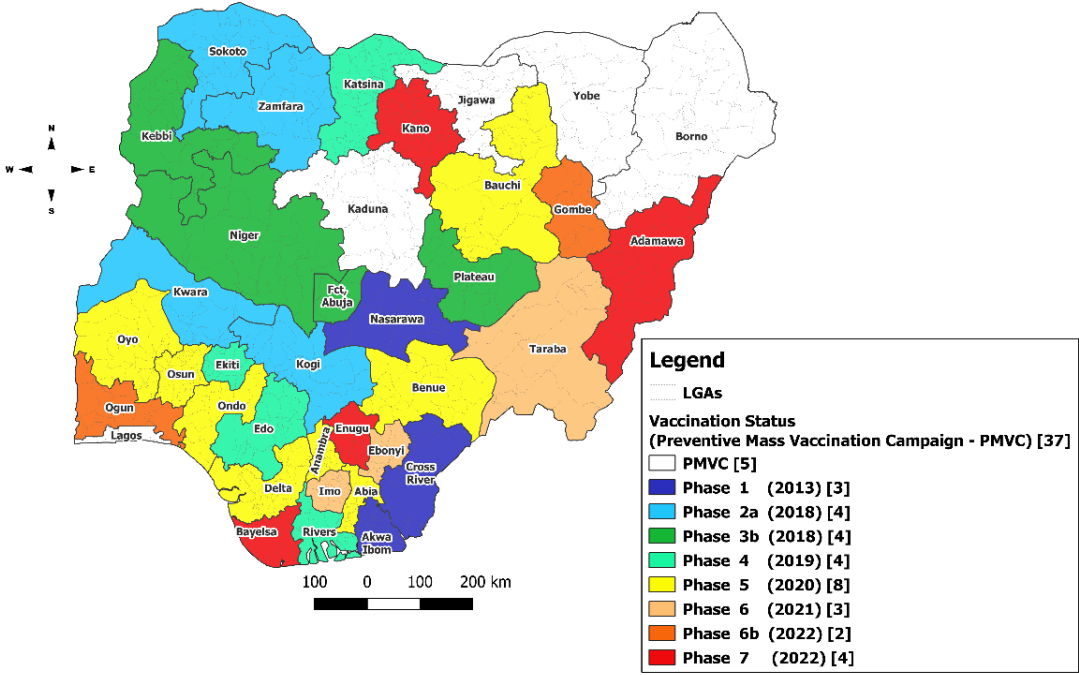
**Figure 1: Map of Nigeria showing yellow fever outbreak attack rates in affected LGAs from 1<sup>st</sup> January–31<sup>st</sup> July 2023**



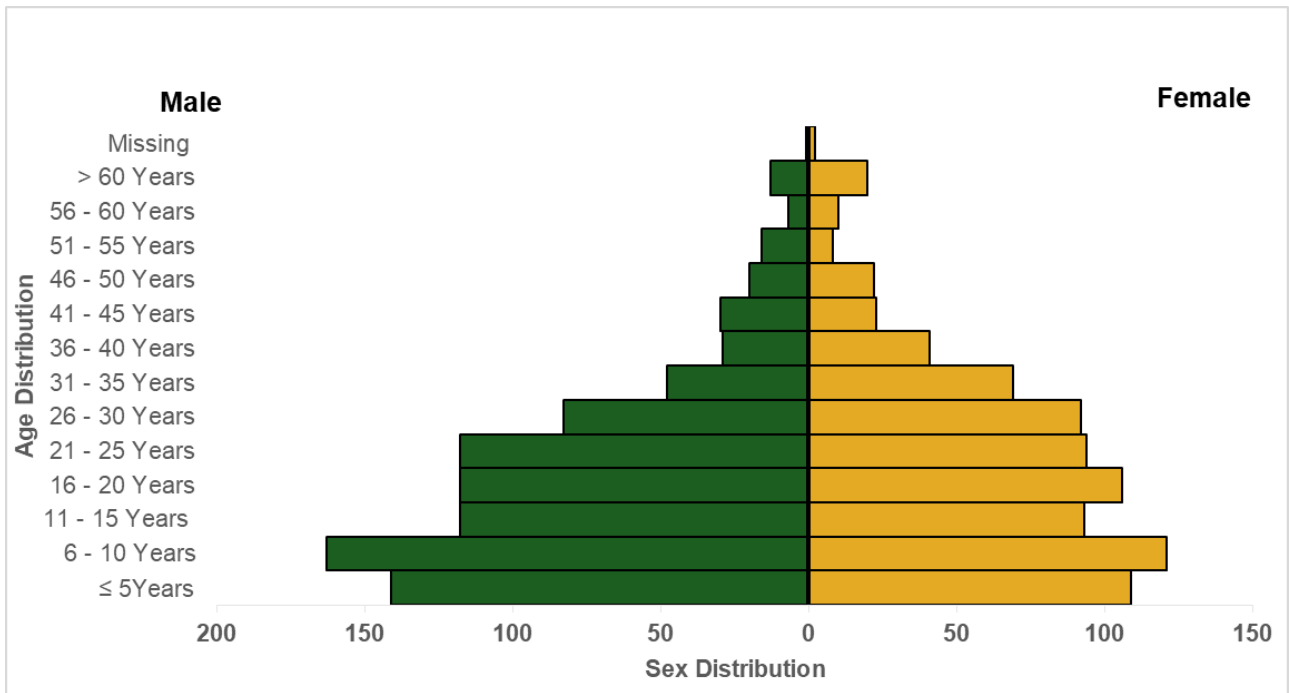
**Figure 2: Epicurve of yellow fever cases in Nigeria as at 31<sup>st</sup> July 2023**



**Figure 3: Trend of confirmed yellow fever cases in Nigeria from July 2017–July 2023**



**Figure 4: Map of Nigeria showing states and year of implementation of yellow fever mass vaccination campaigns from 2013 - 2023.**



**Figure 5: Age and sex distribution of yellow fever cases in Nigeria from January - July 31<sup>st</sup> 2023**

## Partners

