

YELLOW FEVER SITUATION REPORT



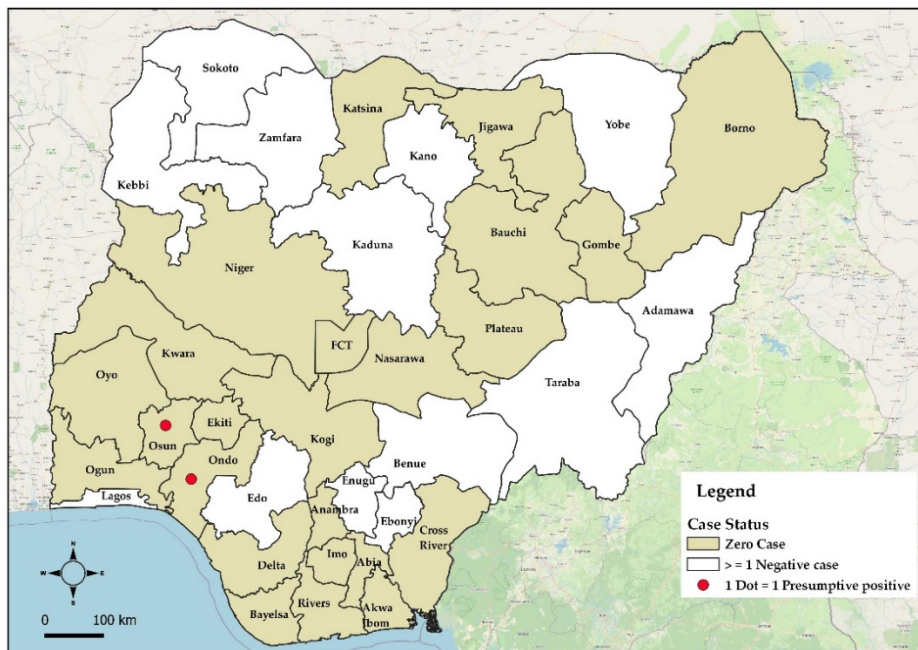
Serial Number: 004	June 2022 Monthly Sitrep
Epi Week:	22 to 26 as at 30 th June 2022
Reporting Month:	June 2022

REPORTING MONTH: JUNE, 2022

HIGHLIGHTS

REPORTING PERIOD: 1ST – 30TH JUNE 2022

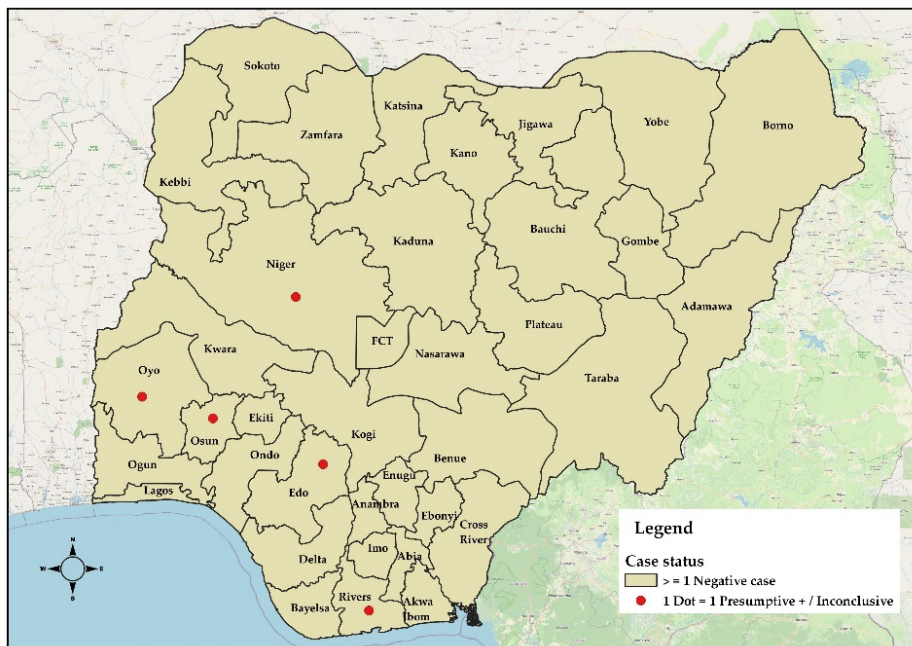
- The Nigeria Centre for Disease Control & Preventions (NCDC) continues to monitor reports of yellow fever cases in Nigeria.
- A total of 123 suspected cases were reported from 80 Local Government Areas (LGAs) across 24 states including the FCT: Abia (1), Akwa Ibom (2), Anambra (4), Bauchi (5), Bayelsa (4), Borno (10), Cross River (3), Delta (2), Ekiti (5), FCT (2), Gombe (1), Imo (2), Jigawa (5), Katsina (1), Kogi (1), Kwara (5), Nasarawa (2), Niger (2), Ogun (7), Ondo (18), Osun (5), Oyo (21), Plateau (11), Rivers (4).
- Two (2) presumptive positive cases were recorded from Central Public Health Laboratory (CPHL) Lagos. These presumptive positive cases were from Ondo (1) and Osun (1) states.
- One (1) inconclusive case was recorded from Central Public Health Laboratory (CPHL) Lagos. The inconclusive sample was reported from Oyo state, and it has been sent to Institut Pasteur (IP) Dakar for confirmation.
- No confirmed case from both the National Reference Laboratory (NRL) Gaduwa Abuja, and IP Dakar within the reporting period



123 SUSPECTED CASES	24 STATES WITH SUSPECTED CASES
0 CONFIRMED CASES	0 STATES WITH CONFIRMED
0 DEATHS IN CONFIRMED CASES	0 STATES WITH DEATHS IN CONFIRMED

CUMULATIVE FOR 1st JANUARY 2022 – 30th June 2022

- Cumulatively from 1st January 2022 – 30th June 2022, a total of 1005 suspected cases have been reported from 36 states including the FCT in 390 LGAs.
- The cases were reported from the following states: Abia (28), Adamawa (18), Akwa Ibom (8), Anambra (75), Bauchi (34), Bayelsa (13), Benue (15), Borno (88), Cross River (20), Delta (5), Ebonyi (25), Edo (11), Ekiti (18), Enugu (43), FCT (5), Gombe (14), Imo (38), Jigawa (71), Kaduna (8), Kano (4), Katsina (67), Kebbi (21), Kogi (12), Kwara (21), Lagos (4), Nasarawa (23), Niger (25), Ogun (22), Ondo (55), Osun (18), Oyo (60), Plateau (34), Rivers (22), Sokoto (16), Taraba (27), Yobe (24), Zamfara (13).
- Total of six (6) presumptive positive and four (4) inconclusive results were recorded from the Nigeria Laboratory network.
- These presumptive positives were from UBTH Benin (2), MDH Abuja (1), CPHL Lagos (2), and YDMH (1). The cases were reported from **Edo -1** (Egor). **Niger -1** (Suleja). **Rivers-1** (Port-Harcourt), **Sokoto-1** (Dange-shuni), **Osun-1** (Atakunmosa East), **Ondo-1** (Akure South). The inconclusive cases were reported from **Oyo -1** (Olorunsogo) and **Anambra-2** (Idemili South & Ayamelum) and **Imo -1** (Nwangele). These samples have been shipped to IP Dakar for confirmation.
- No confirmed case from both the NRL Gaduwa and IP Dakar from January - June 2022
- Two deaths recorded from suspected cases in Katsina (1) and Benue (1) States [**CFR = 0.2%**].
- Male to female ratio for suspected cases was 1.2:1 with males 550 (54.7%) and females 455 (45.3%)
- Seventy-four (74%) percent of cases were predominantly aged 30 years and below



0
STATES
WITH
CONFIRME

Table 1: Summary of yellow fever cases in Nigeria from January - May 2022

State	# Suspected Cases	# LGAs with suspected cases	# LGAs with confirmed cases	Laboratory Results					Deaths	
				Samples positive (IgM) & Inconclusive in NG)	LGAs with positive (IgM) & Inconclusive in NG)	Confirmed Cases	Confirmed Cases (IP Dakar)	Total Confirmed Cases	# Deaths among Confirmed Cases [CFR] (%)	# Deaths among All Cases [CFR](%)
Abia	28	13	-	-	-	-	-	-	-	-
Adamawa	18	9	-	-	-	-	-	-	-	-
Akwa Ibom	8	3	-	-	-	-	-	-	-	-
Anambra	75	20	-	2	2	-	-	-	-	-
Bauchi	34	13	-	-	-	-	-	-	-	-
Bayelsa	13	5	-	-	-	-	-	-	-	-
Benue	15	10	-	-	-	-	-	-	-	1
Borno	88	19	-	-	-	-	-	-	-	-
Cross River	20	11	-	-	-	-	-	-	-	-
Delta	5	4	-	-	-	-	-	-	-	-
Ebonyi	25	11	-	-	-	-	-	-	-	-
Edo	11	8	-	1	1	-	-	-	-	-
Ekiti	18	11	-	-	-	-	-	-	-	-
Enugu	43	14	-	-	-	-	-	-	-	-
FCT Abuja	5	3	-	-	-	-	-	-	-	-
Gombe	14	8	-	-	-	-	-	-	-	-
Imo	38	18	-	1	-	-	-	-	-	-
Jigawa	71	10	-	-	-	-	-	-	-	-
Kaduna	8	5	-	-	-	-	-	-	-	-
Kano	4	3	-	-	-	-	-	-	-	-
Katsina	67	27	-	-	-	-	-	-	-	1
Kebbi	21	8	-	-	-	-	-	-	-	-
Kogi	12	8	-	-	-	-	-	-	-	-
Kwara	21	9	-	-	-	-	-	-	-	-
Lagos	4	3	-	-	-	-	-	-	-	-
Nasarawa	23	8	-	-	-	-	-	-	-	-
Niger	25	9	-	1	1	-	-	-	-	-
Ogun	22	11	-	-	-	-	-	-	-	-
Ondo	55	12	-	1	1	-	-	-	-	-
Osun	18	10	-	1	1	-	-	-	-	-
Oyo	60	24	-	1	1	-	-	-	-	-
Plateau	34	11	-	-	-	-	-	-	-	-
Rivers	22	16	-	1	1	-	-	-	-	-
Sokoto	16	8	-	1	1	-	-	-	-	-
Taraba	27	12	-	-	-	-	-	-	-	-
Yobe	24	9	-	-	-	-	-	-	-	-
Zamfara	13	7	-	-	-	-	-	-	-	-
TOTAL	1005	390 (50%)	0	10(0.9)	10 (1.2%)	0	0	0	0	2(0.2%)

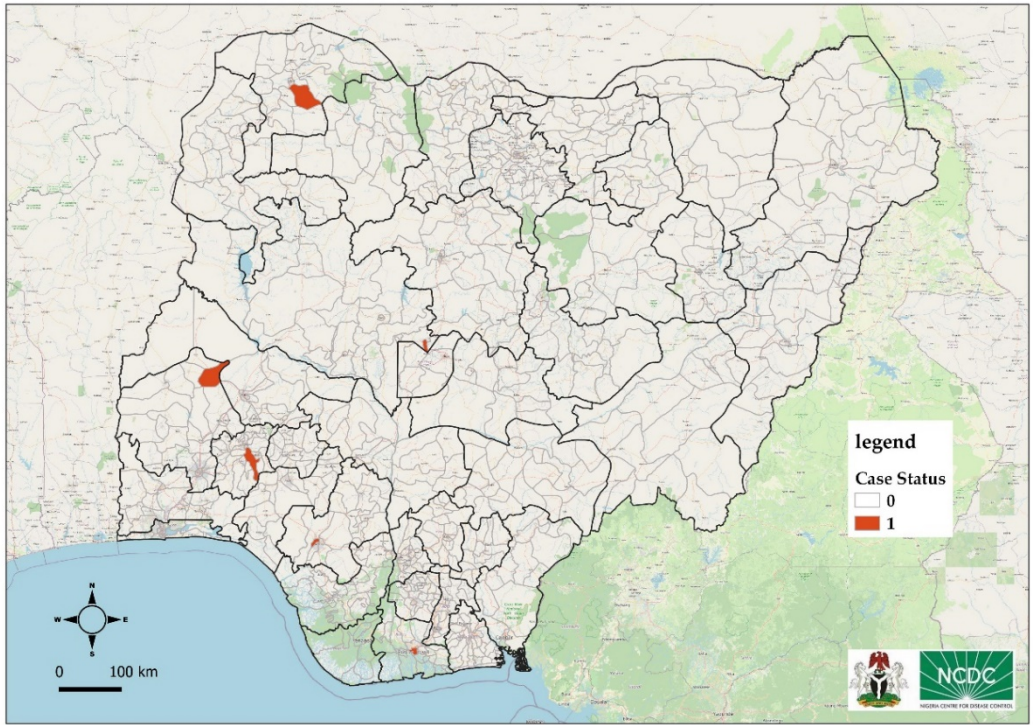


Figure 1: Map of Nigeria showing yellow fever outbreak attack rates in affected LGAs from January – June 2022

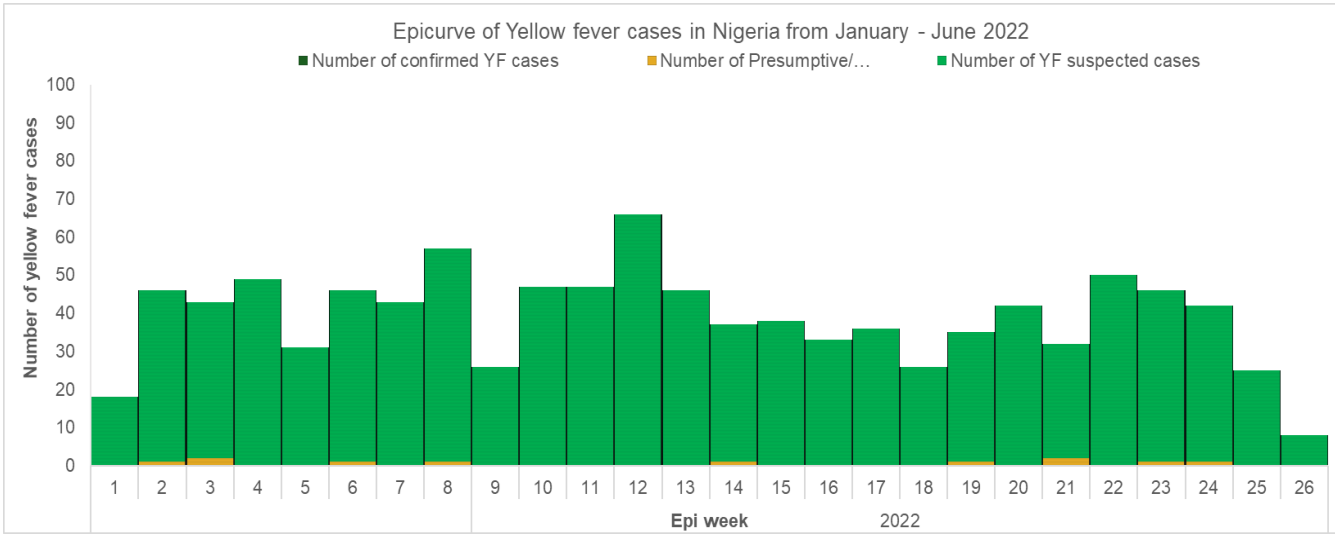


Figure 2: Epicurve of yellow fever cases in Nigeria from January – June 2022

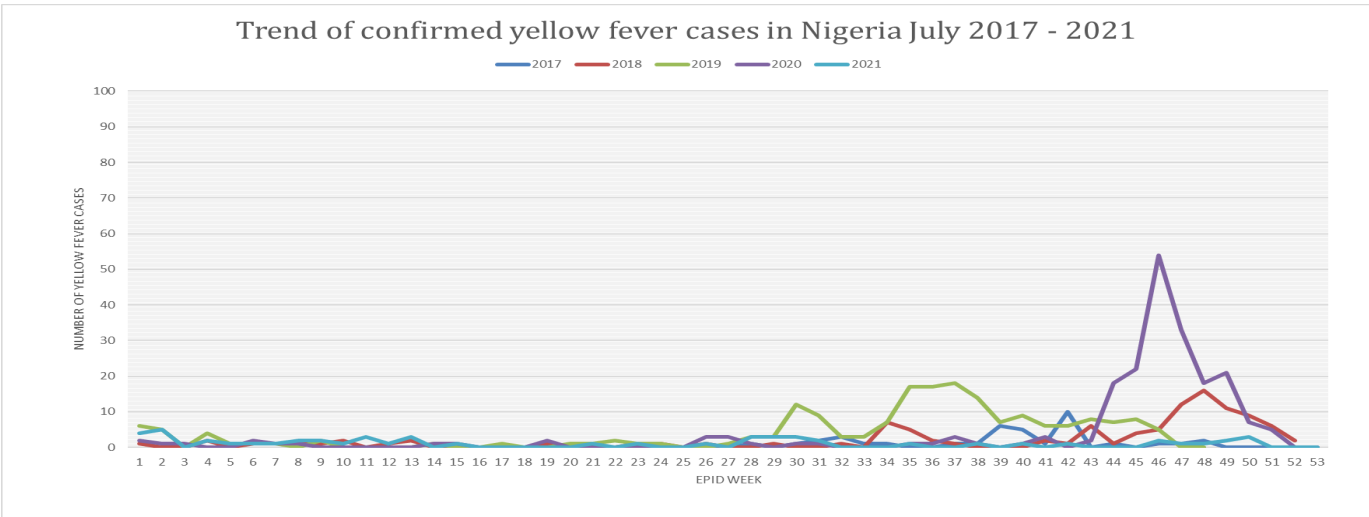


Figure 3: Trend of confirmed yellow fever cases in Nigeria 2017 – 2021

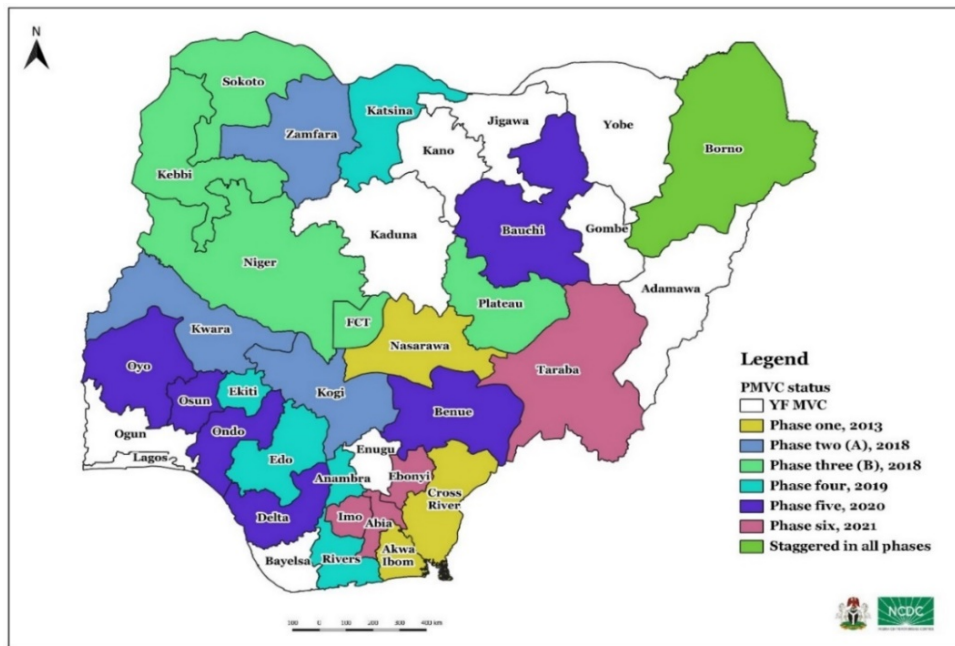


Figure 4: Map of Nigeria showing states and year of implementation of yellow fever mass vaccination campaigns from 2013 – 2022

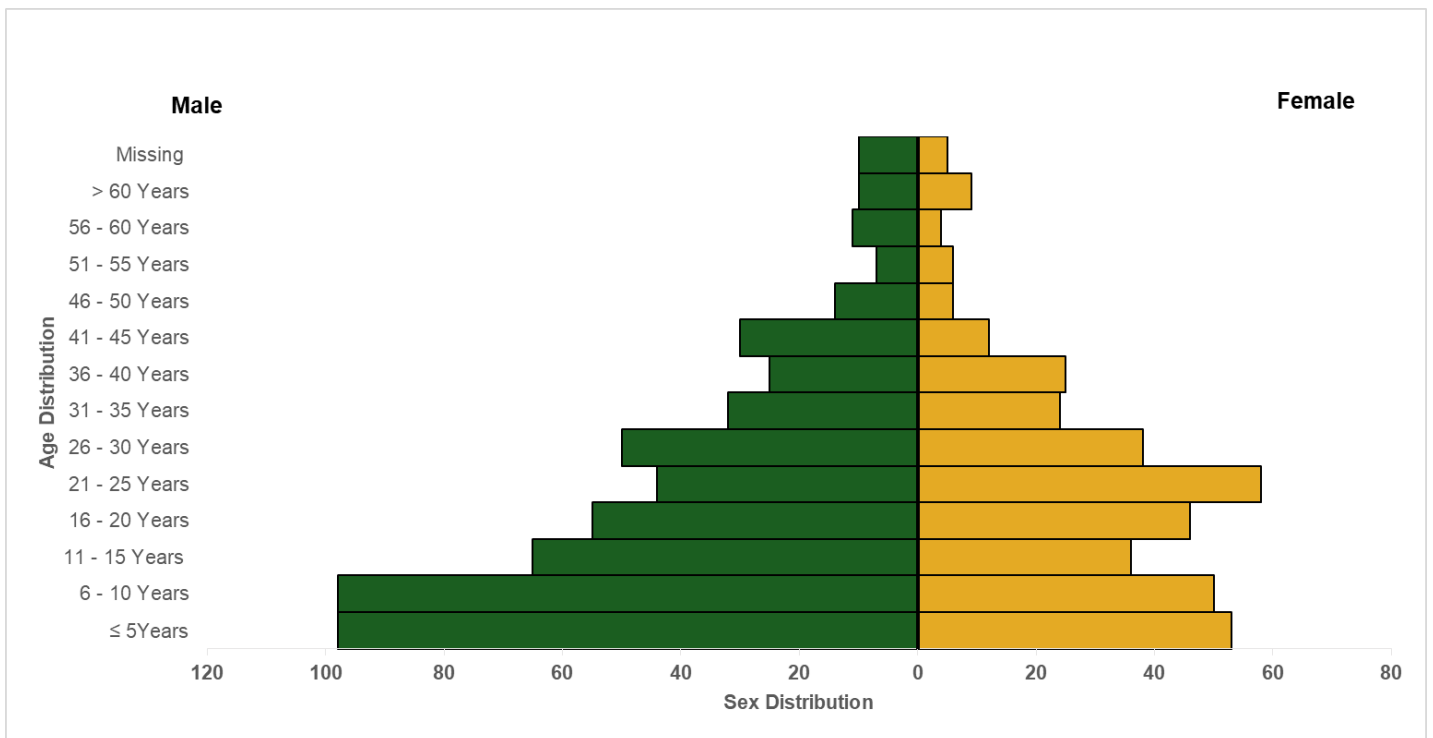


Figure 5: Age and sex distribution of yellow fever cases in Nigeria from January – June 2022.

Partners

