


COVID-19 SITUATION REPORT

SITUATION REPORT 120

Saturday, 27th June 2020



NIGERIA CENTRE FOR DISEASE CONTROL

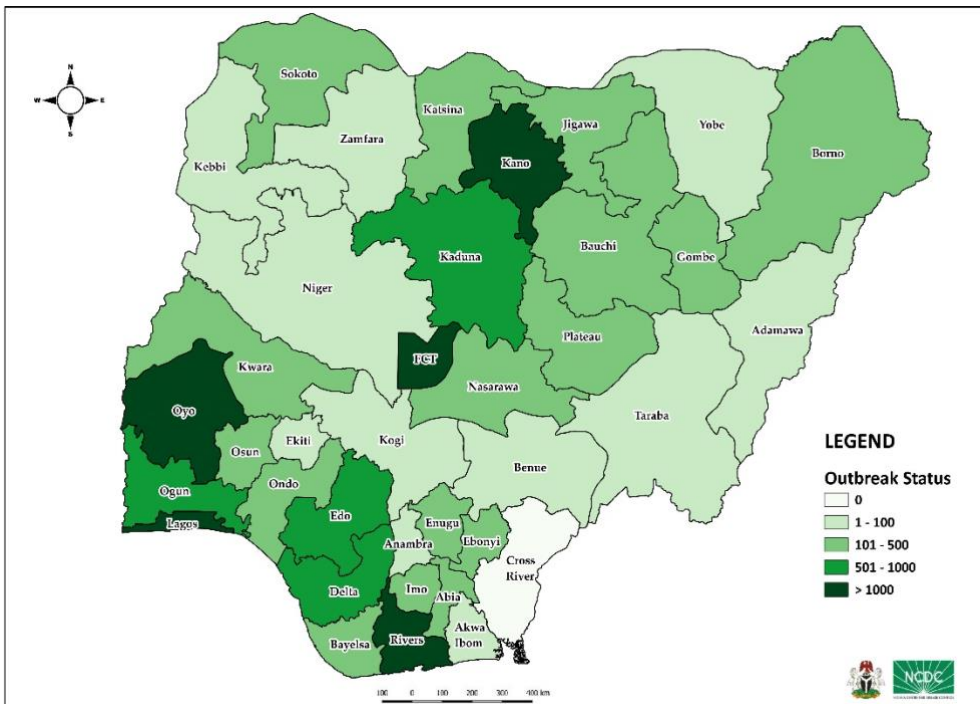
DATA AS REPORTED AND ACCURATE BY NCDC AS AT MIDNIGHT 27th JUNE 2020

HIGHLIGHTS

- Seven hundred and seventy-nine (**779**) confirmed cases were reported in the last 24 hours from **22** states – Lagos (285), Rivers (68), Edo (60), FCT (60), Enugu (56), Delta (47), Ebonyi (42), Oyo (41), Kaduna (19), Ogun (18), Ondo (16), Imo (12), Sokoto (11), Borno (9), Nasarawa (8), Abia (5), Gombe (5), Kebbi (5), Kano (4), Ekiti (3), Yobe (3) and Osun (2).
- No new state recorded a confirmed COVID-19 case in the last 24 hours. The total number of states including FCT that have reported at least one confirmed case in Nigeria is still **37** (36 states + FCT)
- Three hundred and seventy-two (**372**) cases were discharged in the last 24 hours in **14** states – Kaduna (103), Lagos (55), Ogun (41), Rivers (38), FCT (32), Borno (31), Kano (17), Gombe (15), Bayelsa (14), Ebonyi (10), Enugu (7), Imo (5), Yobe (3) and Ondo (1).
- Four deaths were recorded in the last 24 hours in **three** states – Kaduna (2), Enugu (1) and Oyo (1).

STATE OF THE NATION

Figure 1: Map of Nigeria showing 35 states and FCT affected by COVID-19



SITUATION UPDATES

Total (New in the last 24 hours)

SAMPLES TESTED

130,164 (3,006)

CONFIRMED CASES

24,077 (779)

AFFECTED STATES INCLUDING FCT

37 (1)

DISCHARGED CASES

8,625 (372)

CONFIRMED FATALITIES

558 (4) – 2.3% CFR

DEMOGRAPHICS

MALE – 16,007 (66%)

FEMALE – 8,070 (34%)

MOST AFFECTED AGE GROUP

31 - 40 (24%)

PERSONS OF INTEREST

10,498 (Total)

10,458 (99.6% - Exceeded Follow Up)

PROVENANCE

TRAVEL HISTORY – 407 (2%)

CONTACTS – 5,631 (23%)

UNKNOWN EXPOSURE – 18,039 (75%)

GLOBAL UPDATES

TOTAL NUMBER OF CASES

9,653,048 (491,128 deaths)

COUNTRIES & TERRITORIES AFFECTED*

213

*Excluding the 2 International Conveyances

GENERAL FACT SHEET – DATA AS AT 27th JUNE 2020

Table 1: States with reported laboratory-confirmed COVID-19 cases, recoveries, deaths and days since last reported case

| STATES | CONFIRMED CASES | | DISCHARGED CASES | | DEATHS | | TOTAL ACTIVE CASES | DAYS SINCE LAST REPORTED CASE |
|--------------|-----------------|------------|------------------|------------|------------|----------|--------------------|-------------------------------|
| | CUMULATIVE | NEW | CUMULATIVE | NEW | CUMULATIVE | NEW | | |
| Lagos | 10,026 | 285 | 1,530 | 55 | 126 | 0 | 8,370 | 0 |
| FCT | 1,736 | 60 | 550 | 32 | 32 | 0 | 1,154 | 0 |
| Oyo | 1,305 | 41 | 506 | 0 | 11 | 1 | 788 | 0 |
| Kano | 1,195 | 4 | 835 | 17 | 51 | 0 | 309 | 0 |
| Rivers | 1,050 | 68 | 574 | 38 | 38 | 0 | 438 | 0 |
| Edo | 933 | 60 | 267 | 0 | 33 | 0 | 633 | 0 |
| Delta | 828 | 47 | 170 | 0 | 22 | 0 | 636 | 0 |
| Ogun | 774 | 18 | 539 | 41 | 17 | 0 | 218 | 0 |
| Kaduna | 703 | 19 | 423 | 103 | 12 | 2 | 268 | 0 |
| Katsina | 528 | 0 | 267 | 0 | 22 | 0 | 239 | 1 |
| Bauchi | 497 | 0 | 424 | 0 | 12 | 0 | 53 | 1 |
| Gombe | 492 | 5 | 344 | 15 | 16 | 0 | 132 | 0 |
| Borno | 486 | 9 | 418 | 31 | 32 | 0 | 36 | 0 |
| Ebonyi | 327 | 42 | 257 | 10 | 1 | 0 | 69 | 0 |
| Jigawa | 317 | 0 | 191 | 0 | 6 | 0 | 120 | 14 |
| Abia | 302 | 5 | 173 | 0 | 3 | 0 | 126 | 0 |
| Plateau | 298 | 0 | 156 | 0 | 8 | 0 | 134 | 1 |
| Imo | 290 | 12 | 38 | 5 | 3 | 0 | 249 | 0 |
| Enugu | 258 | 56 | 44 | 7 | 6 | 1 | 208 | 0 |
| Ondo | 232 | 16 | 71 | 1 | 19 | 0 | 142 | 0 |
| Kwara | 217 | 0 | 128 | 0 | 6 | 0 | 83 | 3 |
| Nasarawa | 206 | 8 | 112 | 0 | 8 | 0 | 86 | 0 |
| Bayelsa | 184 | 0 | 55 | 14 | 12 | 0 | 117 | 3 |
| Sokoto | 151 | 11 | 118 | 0 | 15 | 0 | 18 | 0 |
| Osun | 108 | 2 | 47 | 0 | 5 | 0 | 56 | 0 |
| Niger | 84 | 0 | 37 | 0 | 3 | 0 | 44 | 2 |
| Akwa Ibom | 83 | 0 | 43 | 0 | 2 | 0 | 38 | 3 |
| Kebbi | 76 | 5 | 42 | 0 | 6 | 0 | 28 | 0 |
| Zamfara | 76 | 0 | 71 | 0 | 5 | 0 | 0 | 40 |
| Adamawa | 73 | 0 | 37 | 0 | 6 | 0 | 30 | 2 |
| Anambra | 71 | 0 | 57 | 0 | 9 | 0 | 5 | 1 |
| Yobe | 59 | 3 | 48 | 3 | 8 | 0 | 3 | 0 |
| Benue | 47 | 0 | 15 | 0 | 1 | 0 | 31 | 4 |
| Ekiti | 43 | 3 | 28 | 0 | 2 | 0 | 13 | 0 |
| Taraba | 19 | 0 | 10 | 0 | 0 | 0 | 9 | 2 |
| Kogi | 3 | 0 | 0 | 0 | 0 | 0 | 3 | 24 |
| TOTAL | 24,077 | 779 | 8,625 | 372 | 558 | 4 | 14,894 | |

States including FCT are arranged in descending order by number of total confirmed cases

SELECTED CHARTS

Figure 2: Daily Epidemic Curve of Confirmed Cases (WK9 – WK26)

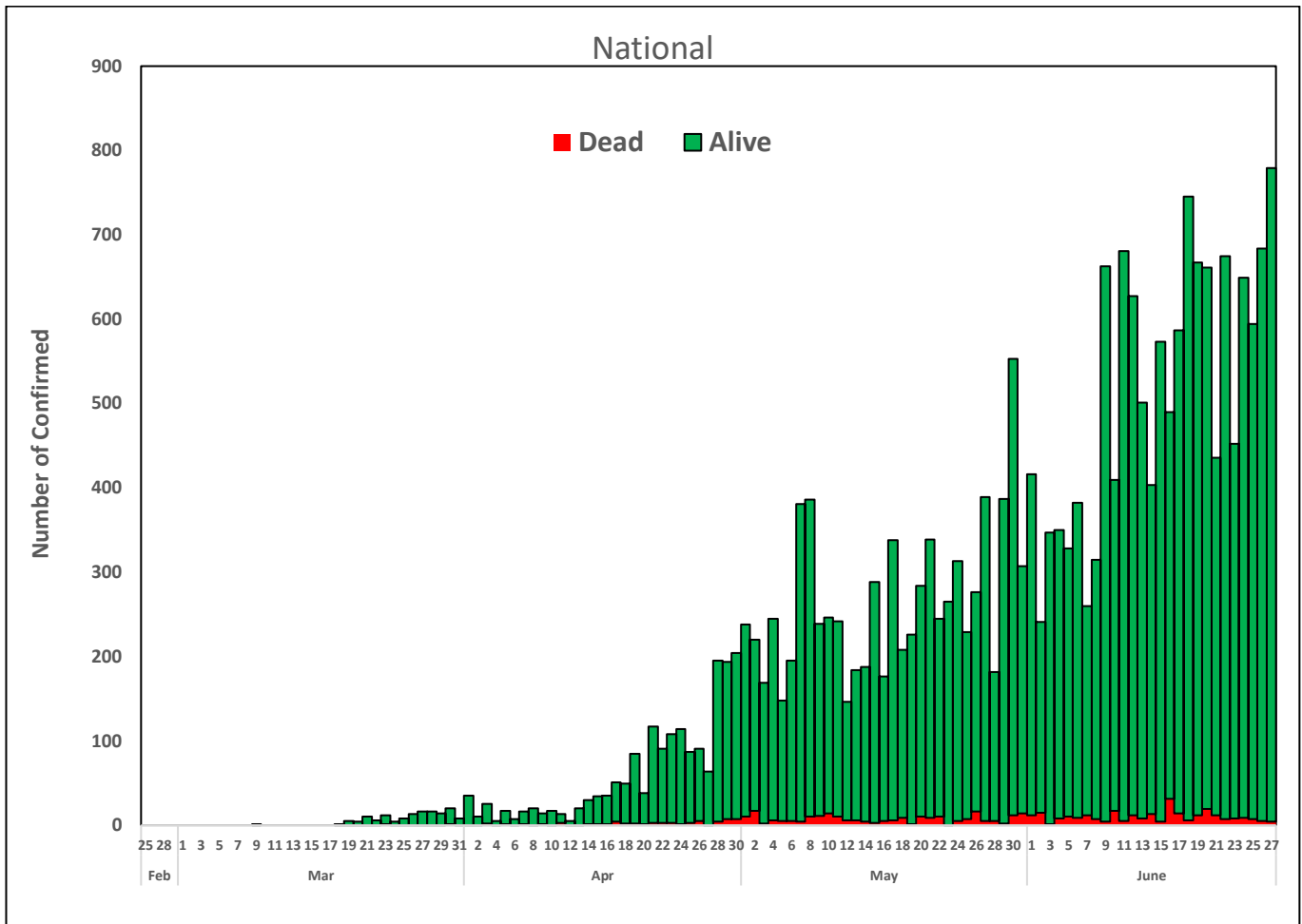
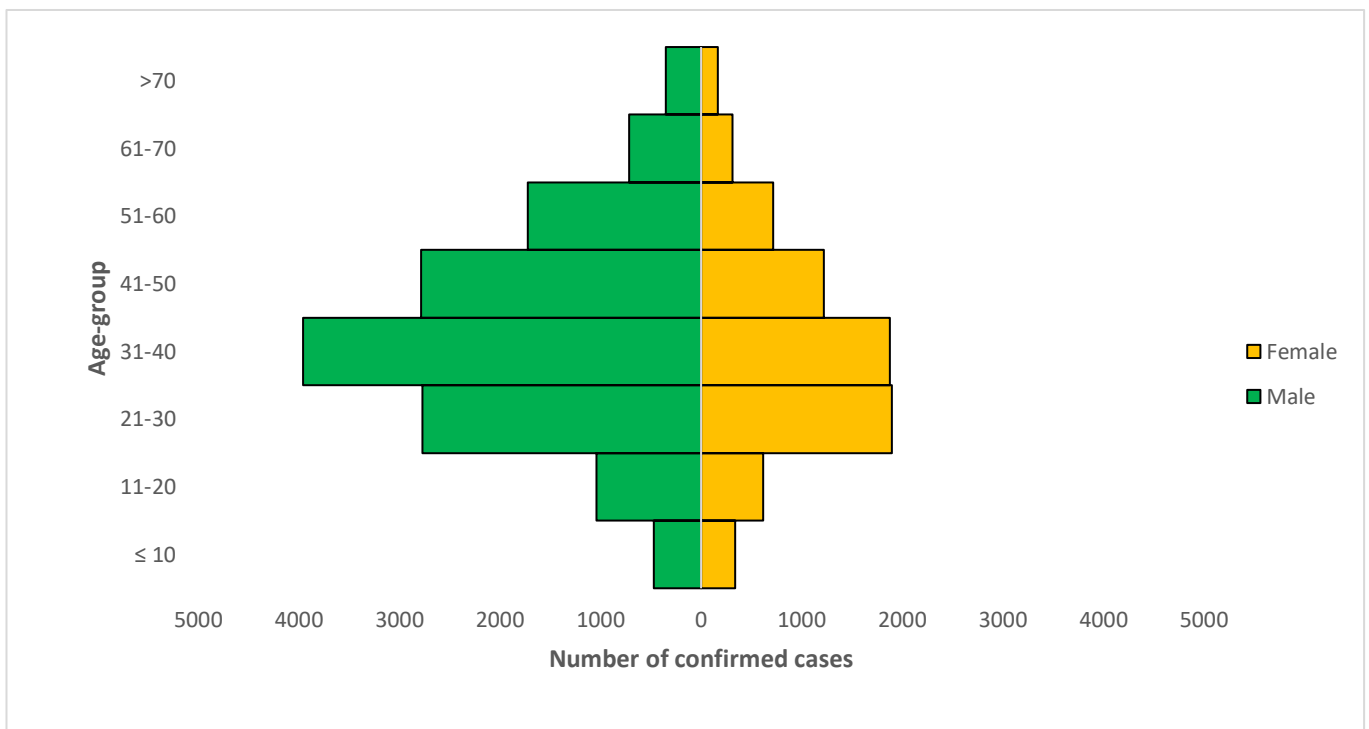


Figure 3: Age-Sex Distribution of Confirmed Cases (WK9 – WK26)



PREPAREDNESS

Since the confirmation of the first case on 27th February 2020, the NCDC has released advisories and statements to help Nigerians and affected groups in particular to respond to the pandemic

- NCDC has released [guidelines on the re-opening of places for worship](#).
- The Nigeria Police Force has released COVID-19 operational guidelines for the [Police and other Law Enforcement Agencies](#) in Nigeria
- NCDC and the Department of Hospital Services (Federal Ministry of Health) have updated the [case management guidelines](#) (version 3) with reviewed changes such as the discharge criteria and medication being used for the treatment of cases
- Guidelines have been issued for the [safe transportation of remains of persons suspected or confirmed to have died of COVID-19](#)
- Information on diagnostics of the COVID-19 virus can be found in our [detailed FAQ document](#).
- To increase our testing capacity, NCDC has issued guidelines for the [integration of private labs](#).
- Guidelines for [businesses and employers](#) have been updated.
- NCDC has updated its [case definition](#) , [community case definition](#) and [case management guide](#).
- NCDC releases periodic [public health advisories](#) to Nigerians on the COVID-19 disease.
- To adhere to post-lockdown measures, NCDC has released an [advisory on the use of face masks](#), as well as information on the [Use of Cloth face masks](#) and [how to make your cloth face masks](#).
- NCDC has released guidelines for the [management of pregnant women and nursing mothers](#) during the pandemic.
- To address burials of loved ones who die from COVID-19, guidelines have been issued to advise on the [management of dead bodies](#).
- For health centres managing cases, the following documents have been released- a guideline for the [Rational Use of Personal Protective Equipment in the care of COVID-19 cases](#).
- As part of plans to increase the testing capacity of the country, the NCDC published a [National Strategy to Scale Up Access to Coronavirus Disease Testing in Nigeria](#) document.
- The Presidential Task Force has published policies and announcements on COVID-19 [available on the website of the Presidency](#) – including presidential addresses, task force updates and information on livelihood and economic support.

RESPONSE

On 28th February 2020, a multi-sectoral Emergency Operations Centre (EOC) was activated at Level 3 – the highest emergency level in Nigeria –led by NCDC in close coordination with the State Public Health EOCs (PHEOC).

- **Deployment of additional Rapid Response Team to support sample collection in FCT**
- **A total of 211 Persons of Interest (POIs)/returnees from three countries: Sudan (145), South Africa (51) and Ghana (15) were received and monitored**
- **Of the 856 POIs so far received in Abuja, 16 have tested positive**
- **Trained 35 Proprietary and Patent Medical Vendors (PPMVs) on chain of infection, prevention and control (IPC) measures of COVID-19 in Kano State**
- **Activated IPC with the appointment of a focal person and setting up of a committee at the largest correctional centre in Kano State**
- **Deployment of IPC materials to Federal Medical Centre (FMC) laboratories in Owerri, Akwa Ibom and Asokoro treatment centres**
- **Shared key messages centered on asymptomatic cases, clarification between malaria and COVID-19 to states**
- High level virtual strategic meeting with State Epidemiologists and Incident Managers to discuss key issues affecting response across states
- Engagement with Partners and Presidential Task Force (PTF) to finalise Local Government Area (LGA) hotspot strategies
- Engagement with states to investigate cases of healthcare worker infection and support in closing identified gaps

- Updated the National Strategic Stockpile Inventory (NSSI) and generated logistics stock status report
- Developed and shared a template for capturing partners support and resource gaps with stakeholders and partners
- All education materials can be found via www.covid19.ncdc.gov.ng