



SITUATION REPORT

Nigeria Centre For Disease Control (NCDC)

www.ncdc.gov.ng

PLOT 800 EBITU UKIWE STREET, JABI ABUJA, NIGERIA. TOLL FREE CALL: 0800-970000-10. E: info@ncdc.gov.ng



TITLE:	YELLOW FEVER OUTBREAK IN NIGERIA
SERIAL NUMBER:	017
EPI-WEEK:	16
DATE:	16th – 22nd April, 2018

HIGHLIGHTS

- In this reporting week 16th – 22nd April, 2018
 - Three new presumptive positive samples were recorded from the NCDC Central Public Health Laboratory Lagos [(Etsako East LGA in Edo State 1), (Ngor-Okpala LGA in Imo State 1) and (Ise/Orun LGA in Ekiti State 1)]. Samples shipped to Institut Pasteur (IP) Dakar
 - All the states in the country have reported at least one suspected cases
 - **Last presumptive positive case in the Nigerian lab was 17 April, 2018**
 - **Last IP Dakar confirmed case from Nigeria was on 8th March, 2018**
 - No new IP Dakar confirmed case of yellow fever in the reporting week

SUMMARY OF OUTBREAK

- A yellow fever outbreak is currently active in Nigeria. Confirmed cases have been recorded in seven States (Kwara, Kogi, Kano, Zamfara, Kebbi, Nasarawa and Niger): in 16 Local Government areas (LGAs)
- All Nigerian states have reported suspected cases (Abia, Borno, Kogi, Kwara, Kebbi, Plateau, Zamfara, Enugu, Oyo, Anambra, Edo, Lagos, Kano, Nasarawa, Katsina, Niger, Bayelsa, Rivers, Cross Rivers, Kaduna, Sokoto, Jigawa, Imo, Delta, Akwa Ibom, Ebonyi, Ekiti, FCT Abuja, Ogun, Ondo, Osun, Benue, Adamawa, Bauchi, Gombe, Taraba and Yobe states) in 396 LGAs
- From the onset of this outbreak on September 12, 2017, a total of 1,734 suspected yellow fever cases have been line-listed as at week 15 [16th – 22th April, 2018 (Table 1)].
- Of the 1,734 suspected cases, 1,561 (90.0%), had blood samples collected and sent to the Nigeria laboratories for confirmation (Table 3)
- Of the 1,561 samples collected, **105 (6.7%) tested positive for yellow fever (presumptive positives) and 16 (1.02%) inconclusive results in six Nigerian laboratories.** (Table 2)
- As at Epid week 15 [9th – 15th April, 2018, **41 samples (33.9%) samples out of the 121 (positive and inconclusive) samples in Nigeria were confirmed positive by IP, Dakar. 71 samples were negative, 9 samples are awaiting results from IP Dakar** [Table 1].
- Predominant age groups affected are 20 years and below accounting for 62.9% (See fig 3).
 - Median age is 15 years (range 1 – 92 years)
 - Male to female ratio is 1.4 to 1 (male 57.7%, female 42.3%):
 - Among the confirmed, male to female ratio is 1.6:1 (male 61.0%, female 39.0%)
- Yellow fever vaccination campaigns have been successfully completed in six states
 - 2013 Preventive mass vaccination campaign (PMVC) 2013 in Nasarawa, Cross River, Akwa Ibom;

- 2018 phase 1 PMVC in Kogi, Kwara and Zamfara and in fifty-eight political wards in 25 LGAs in Borno State
 - Yellow fever reactive vaccination campaign completed in the affected LGAs in Kebbi and Niger states and their contiguous LGAs including one LGA in Sokoto state.
- Total number of deaths in all cases (suspected, probable and confirmed cases) is 47, while 10 deaths were recorded among confirmed cases only. Therefore, the case fatality ratio (CFR) for all cases (including suspected, probable and confirmed) is 2.7%, and 24.4% for confirmed cases.

EPI- SUMMARY

Table 1: Showing all affected states and cases with Yellow fever as at week 16 (16th - 22th) April, 2018

State	Abia	Borno	Kogi	Kwara	Plateau	Zamfara	Kebbi	Enugu	Oyo	Anambra	Edo	Lagos	Kano	Nasarawa	Katsina	Niger	Bayelsa	Cross River	Kaduna	Rivers	Sokoto	Imo	Delta	Jigawa	Akwa Ibom	Ebonyi	Ekiti	FCI	Ogun	Ondo	Osun	Benue	Adamawa	Bauchi	Gombe	Taraba	Yobe	Total
Total Number of cases in the list	84	217	74	116	12	136	253	74	15	88	80	38	76	55	64	23	6	11	9	18	33	37	35	6	23	24	12	15	13	20	17	36	4	3	3	2	21734	
Number of LGAs with suspected cases	14	21	19	12	7	10	19	15	12	14	18	9	24	13	14	9	4	6	5	15	11	14	17	6	10	9	9	4	7	10	13	16	4	2	1	2	1396	
Number of LGAs with Presumptive/inconclusive cases	1	3	6	2	1	4	6	2	1	2	4	2	1	1	2	1	0	0	0	3	0	3	4	1	1	1	2	1	0	2	0	0	0	0	0	0	0	57
Number of LGAs with confirmed cases from IP Dakar	0	0	4	2	0	4	3	0	0	0	0	0	1	1	0	1	0	0	0	0	0	0	0	0	0	0	0	0	0	0	0	0	0	0	0	0	0	16
Number suspected cases with Blood sample collected in Nigeria	83	215	67	77	12	49	253	74	15	88	84	38	75	15	64	23	6	11	9	18	33	37	35	6	23	24	12	15	13	20	17	36	4	3	3	2	21561	
Number of Presumptive Positives in Nigeria	1	5	18	12	5	24	17	1	1	2	3	1	1	1	3	2	0	0	0	2	0	1	1	1	0	0	2	1	0	0	0	0	0	0	0	0	0	105
Number with inconclusive results in Nigeria	0	1	0	1	0	0	0	0	0	1	2	1	0	0	0	0	0	0	0	1	0	2	3	0	1	1	0	0	0	2	0	0	0	0	0	0	0	16
Total number of samples sent to Dakar	1	6	18	13	5	24	17	1	1	3	5	2	1	1	3	2	0	0	0	3	0	3	4	1	1	1	2	1	0	2	0	0	0	0	0	0	0	121
Number positive cases from IP Dakar	0	0	10	7	0	18	3	0	0	0	0	0	1	1	0	1	0	0	0	0	0	0	0	0	0	0	0	0	0	0	0	0	0	0	0	0	0	41
Total number negative in Dakar	1	6	7	6	5	6	12	1	1	3	4	2	0	0	2	1	0	0	0	2	0	2	4	1	1	1	0	1	0	2	0	0	0	0	0	0	0	71
Number awaiting result from Dakar	0	0	1	0	0	0	2	0	0	0	1	0	0	0	1	0	0	0	0	1	0	1	0	0	0	0	2	0	0	0	0	0	0	0	0	0	0	9
Number of deaths from all cases	0	1	4	16	0	26	0	0	0	0	0	0	0	0	0	0	0	0	0	0	0	0	0	0	0	0	0	0	0	0	0	0	0	0	0	0	0	47
Number of deaths among presumptive positives	0	0	4	1	0	9	0	0	0	0	0	0	0	0	0	0	0	0	0	0	0	0	0	0	0	0	0	0	0	0	0	0	0	0	0	0	0	14
Number of deaths from IP Dakar confirmed	0	0	3	0	0	7	0	0	0	0	0	0	0	0	0	0	0	0	0	0	0	0	0	0	0	0	0	0	0	0	0	0	0	0	0	0	0	10

CFR for all cases = 2.7%, among the Presumptive/inconclusive cases 11.6% and among IP Dakar confirmed cases 24.4%

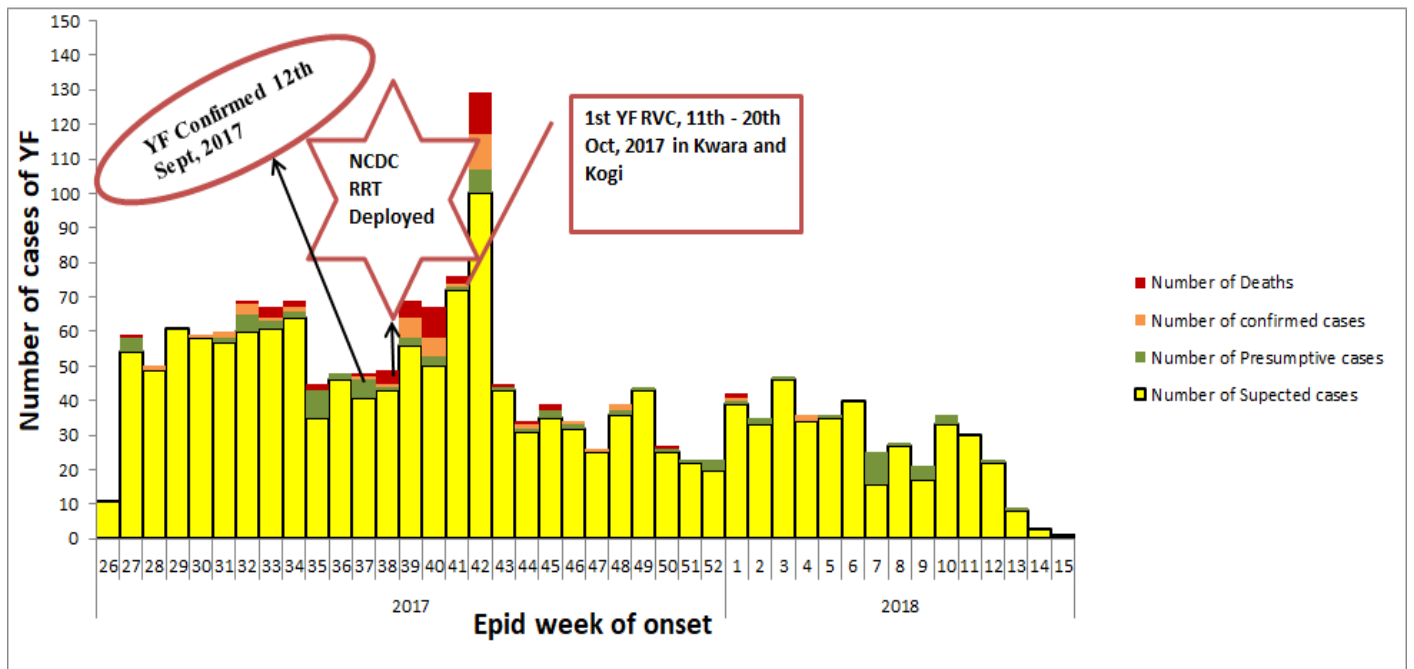


Figure 1: Epidemic curve of suspected / confirmed cases of yellow fever in Nigeria as at week 16 (16th - 22th) April, 2018

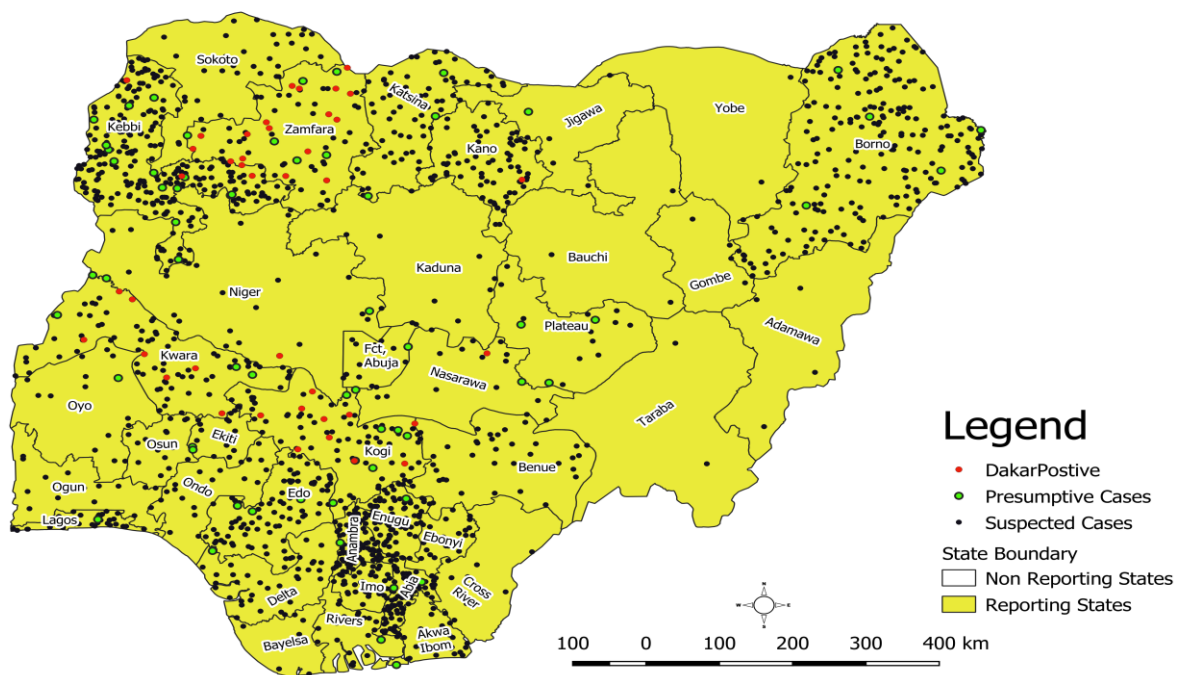


Figure 2: Map of Nigeria showing states with suspected/presumptive/confirmed as at week 16 (16th - 22th) April, 2018

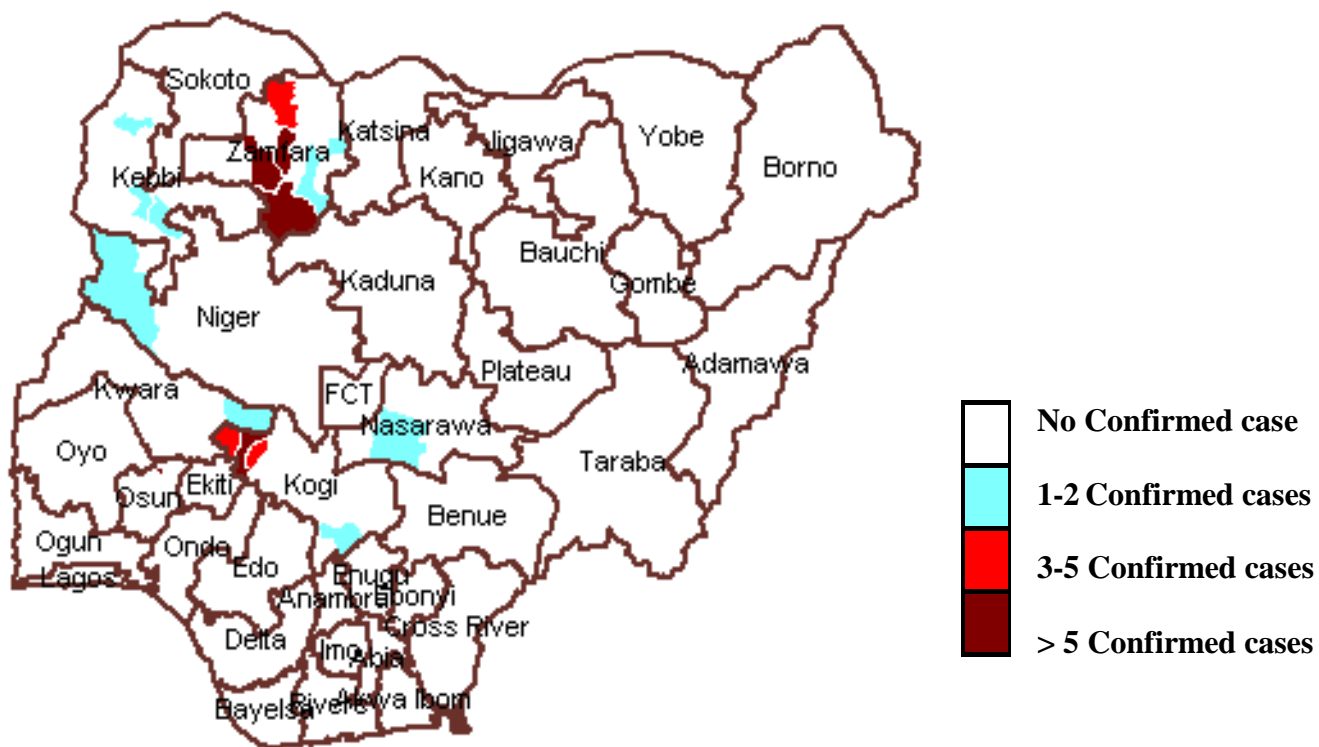


Figure 3: Map of Nigeria showing LGAs with confirmed cases of Yellow fever, as at week 16 (16th - 22th) April, 2018

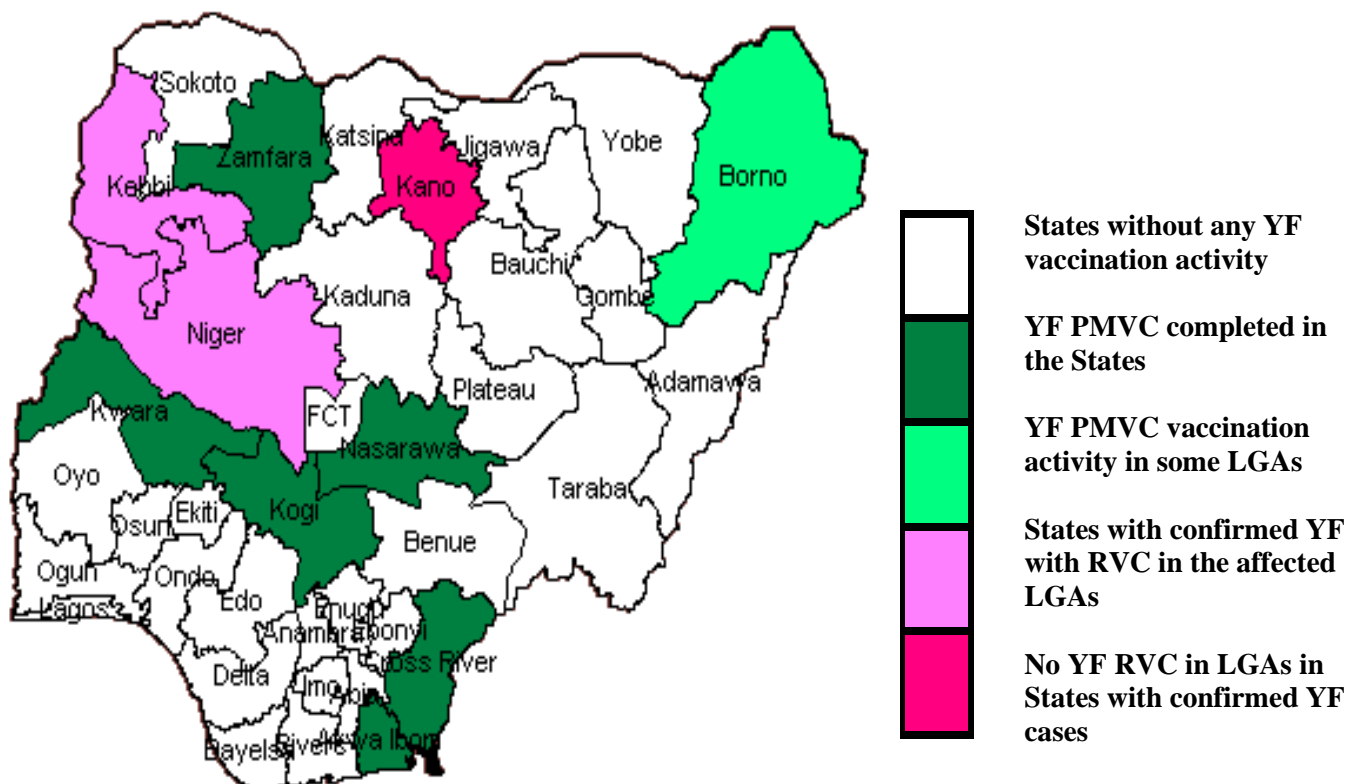


Figure 6: Map of Nigeria showing states that have received YF vaccination campaign as at week 16 (16th - 22th) April, 2018