



SITUATION REPORT

Nigeria Centre For Disease Control (NCDC)

NCDC.GOV.NG

PLOT 800 EBITU UKIWE STREET, JABI ABUJA, NIGERIA TOLL FREE CALL: 6232 E:info@ncdc.gov.ng

@NCDCgov   

TITLE:	UPDATE ON MPOX (MPX) IN NIGERIA
SERIAL NUMBER:	12
EPI-WEEK:	12
DATE:	March 26, 2023

Table 1 – Key Indicators

Reporting Year	Reporting week	Suspected cases	Confirmed cases	Deaths (Confirmed cases)	Case Fatality Ratio (CFR)	States Affected (Confirmed cases)	LGAs Affected (Confirmed cases)
2023 Current	Week 12	37	7	0	0.0	4	7
2023 Cumulative	Week 1-12	492	66	2	3.0	18 +FCT	49
2022 Cumulative	Week 1-12	35	10	0	0.0	6 + FCT	8

Highlights

- In week 12, the number of new suspected cases is 37, compared with 23 cases reported in week 11, 2023. These were reported from fifteen (15) States and FCT – Ogun (7), Oyo (5), Imo (4), Abia (3), Enugu (3), Lagos (3), Bayelsa (2), Ondo (2), Anambra (1), Delta (1), FCT (1), Kebbi (1), Kogi (1), Osun (1), Nasarawa (1) and Rivers (1) across 26 Local Government Areas.
- Since week 1 of 2023, eighteen (18) States and FCT have recorded at least one confirmed Mpox case across forty-nine (49) Local Government Areas. In 2023, the States with the highest burden are Lagos (28.8%), Ogun (13.6%), Abia (9.1%), Imo (6.1%) and Edo (6.1%), contributing 63.6% of confirmed cases.
- The number of confirmed cases is seven (7) in week 12, 2023, compared with two (2) confirmed cases reported in week 11, 2023.
- No death was recorded in week 12, with a CFR of 0.0% same as CFR of 0.0% that was reported in week 11, 2023.
- Overall, since the re-emergence of Mpox in September 2017, 3127 suspected cases have been reported from 36 States and FCT in the country. Of these 3127 suspected cases, 1054 (33.7%) were confirmed (with males predominantly affected) from 34 States and FCT. seventeen (17) deaths have been recorded since the re-emergence in 2017.
- The National Mpox multi-partner, multi-sectoral Technical Working Group (TWG) continues to coordinate the response activities at all levels.



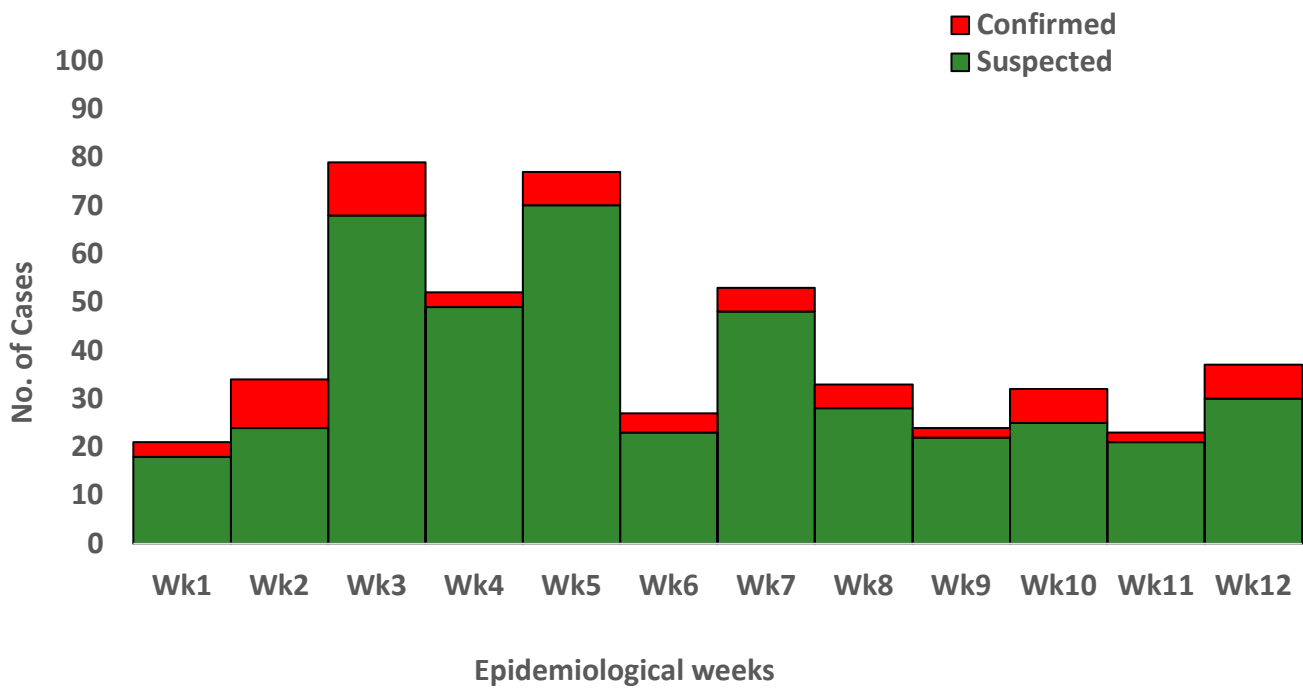


Figure 1: Epidemic curve of suspected and confirmed Mpox cases January 2023 till date.

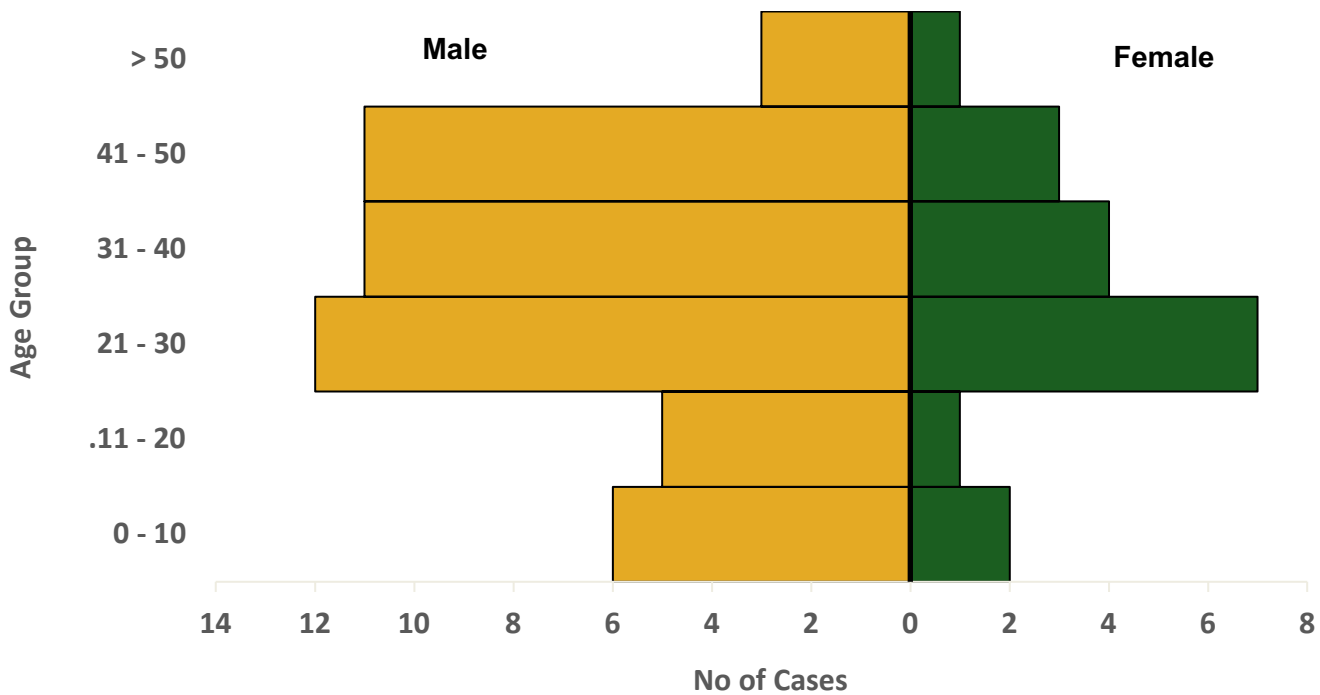


Figure 2: Age and sex distribution of Nigeria confirmed monkeypox cases from January 2023 till date.

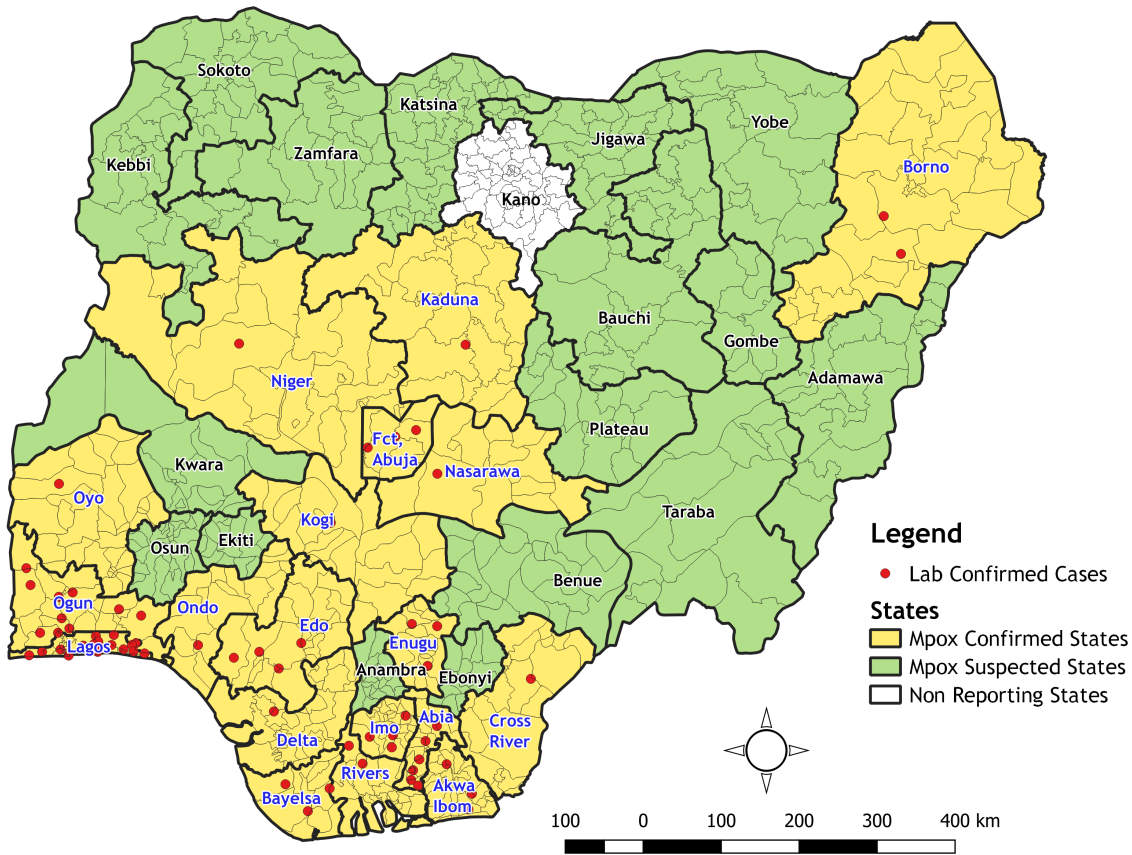


Figure 3: Map of Nigeria showing States with suspected and confirmed Mpox Cases from January 2023 till date.

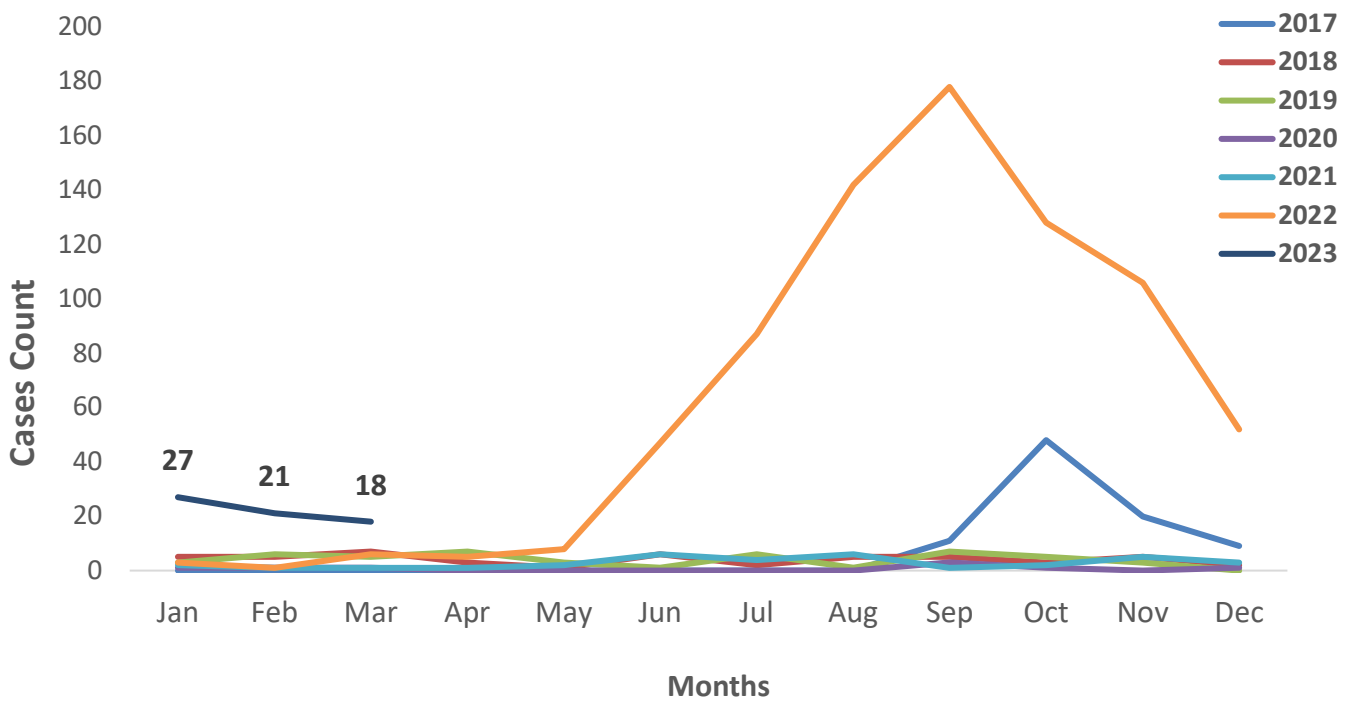


Figure 4: Nigeria confirmed Mpox cases by the year of incidence- September 2017 to 26th March 2023.

Table 1: Summary statistics for annual Nigeria Mpox cases by reporting year, September 2017 – 26th March 2023

Reporting year	Suspected cases	Confirmed cases	Deaths (Confirmed cases)	Case Fatality Ratio (CFR)	States Affected (Confirmed cases)	LGAs Affected (Confirmed cases)
2023	492	66	2	3.0	18 + FCT	49
2022	2123	762	7	0.9	34 + FCT	238
2021	98	34	0	0.0	8 + FCT	25
2020	35	8	0	0.0	5	7
2019	65	47	1	2.1	11	26
2018	116	49	1	2.0	13	25
2017	198	88	6	6.8	14 + FCT	33

Table 2: Age distribution of cumulative number of confirmed Mpox cases September 2017 – 26th March 2023

Age Group	2017	2018	2019	2020	2021	2022	2023	Total
0-10 Years	7	5	1	0	1	125	8	147
11-20 Years	12	4	1	0	4	123	6	150
21-30 Years	34	13	13	4	10	187	19	280
31- 40 Years	26	17	22	4	13	205	15	302
41-50 Years	9	10	9	0	5	89	14	136
> 50 Years	0	0	1	0	1	33	4	39
Total	88	49	47	8	34	762	66	1054

Table 3: Nigeria confirmed Mpox cases by State, September 2017 – 26th March 2023

S/N	State	2017	2018	2019	2020	2021	2022	2023	Total
1	Lagos	4	1	15	4	6	188	19	237
2	Rivers	25	14	7	1	5	37	3	92
3	Bayelsa	19	11	7	0	6	45	2	90
4	Abia	1	2	0	0	0	58	6	67
5	Delta	3	6	10	1	9	31	1	61
6	Imo	5	2	1	0	0	45	4	57
7	Ogun	0	0	0	0	1	40	9	50
8	Ondo	0	0	0	0	0	40	1	41
9	Edo	4	1	1	0	4	27	4	41
10	FCT	5	0	0	0	1	25	3	34
11	Anambra	0	1	1	0	0	25	0	27
12	Cross River	9	3	1	0	1	12	1	27
13	Kwara	0	0	0	0	0	21	0	21
14	Plateau	0	2	0	1	0	16	0	19
15	Akwa Ibom	6	0	1	0	0	12	3	22
16	Nasarawa	1	1	0	0	0	17	1	20
17	Adamawa	0	0	0	0	0	16	0	16
18	Oyo	1	3	2	0	0	10	1	17
19	Kaduna	0	0	0	0	0	15	1	16
20	Ebonyi	0	0	0	1	0	12	0	13
21	Benue	2	0	0	0	0	10	0	12

22	Borno	0	0	0	0	0	11	2	13
23	Enugu	1	2	1	0	0	4	3	11
24	Katsina	0	0	0	0	0	8	0	8
25	Taraba	0	0	0	0	0	7	0	7
26	Kano	0	0	0	0	0	7	0	7
27	Gombe	0	0	0	0	0	6	0	6
28	Kogi	0	0	0	0	0	5	1	6
29	Osun	0	0	0	0	0	5	0	5
30	Ekiti	2	0	0	0	0	1	0	3
31	Niger	0	0	0	0	1	1	1	3
32	Kebbi	0	0	0	0	0	2	0	2
33	Bauchi	0	0	0	0	0	1	0	1
34	Zamfara	0	0	0	0	0	1	0	1
35	Yobe	0	0	0	0	0	1	0	1
	Grand Total	88	49	47	8	34	762	66	1054

Response activities

Pillar	Activities to date	Next steps
Coordination	<ul style="list-style-type: none"> Facilitating the smooth running of the weekly Mpox technical working group meetings Providing offsite subnational support to resolve issues in reporting States 	<ul style="list-style-type: none"> Follow-up implementation of the approved Incident Action plan activities in collaboration with other pillars
Surveillance	<ul style="list-style-type: none"> Thirty seven (37) suspected Mpox cases were reported from 15 States and the FCT Seven (7) confirmed cases were recorded from four (4) States Late reporting on SORMAS was recorded from some States 	<ul style="list-style-type: none"> Plan meeting with State Surveillance officers and Data Clerks across all reporting States on data issues Engagement of reporting States for timely reporting on SORMAS Follow-up States (Lagos, Edo, FCT, Bayelsa and Borno) with incomplete data on SORMAS in collaboration with coordination pillar
Laboratory	<ul style="list-style-type: none"> The sample positivity rate for Mpox is 19% and 73% for Varicella-Zoster Virus (VZV) 59% of samples meet overall turnaround time (time sample was collected from the States to the time when the result was shared with the States) Four (4) samples tested positive for both Mpox and VZV NRL Lab team were trained on the Mpox ELISA testing technique in Gambia with the support of UKHSA 	<ul style="list-style-type: none"> Step down Mpox ELISA training to other team members
Case Management	<ul style="list-style-type: none"> Conjunctivitis, lymphadenopathy, myalgia, fatigue, general weakness, fever and vesiculopustular rash are some of the symptoms recorded from reporting states Case fatality Rate (CFR) is 3% (week 1 to week 12) 	<ul style="list-style-type: none"> Train case managers across the States on Updated Mpox case definition and treatment protocol
Research	<ul style="list-style-type: none"> Planning workshop to finalise research protocol on Mpox vaccine and drug trials in collaboration with US CDC Ongoing protocol development for four (4) Mpox research in collaboration with UK-PHRST 	<ul style="list-style-type: none"> Hold workshop to finalise protocol development for research with US CDC

Notes on this report.

Data Source

Information for this disease was case-based data retrieved from the National Mpox Emergency Operations Centre.

Case definitions

Suspected case

- An acute illness with fever $>38.3^{\circ}\text{C}$, intense headache, lymphadenopathy, back pain, myalgia, and intense asthenia followed one to three days later by a progressively developing rash often beginning on the face (most dense) and then spreading elsewhere on the body, including soles of feet and palms of the hand.

Probable case

- A case that meets the clinical case definition is not laboratory-confirmed but has an epidemiological link to a confirmed case.

Confirmed case.

- A clinically compatible case that is laboratory confirmed

Contact

- Any person who has been in direct or indirect contact with a confirmed case since the onset of symptoms, i.e., contact with skin lesions, oral secretions, urine, faeces, vomitus, blood, sexual contact, sharing a common space (anyone who has been in proximity with or without physical contact with a confirmed case)

Calculations

- Case Fatality Rate (CFR) for this disease is reported for confirmed cases only.