

YELLOW FEVER SITUATION REPORT



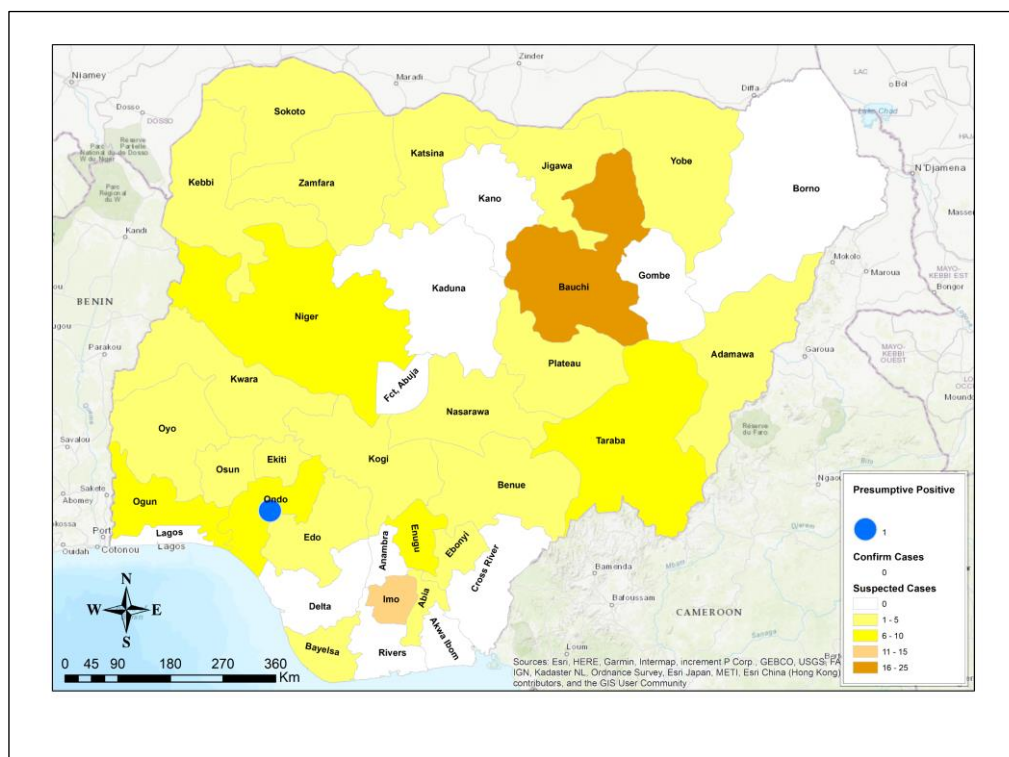
Serial Number: 004	April 2023 Monthly Sitrep
Epi Week:	14 – 17,2023
Reporting Month:	April 2023

REPORTING MONTH: APRIL 2023

HIGHLIGHTS

REPORTING PERIOD: 1ST- 30TH APRIL 2023

- The Nigeria Centre for Disease Control & Prevention (NCDC) continues to monitor reports of yellow fever cases in Nigeria.
- A total of 121 suspected cases were reported from 78 Local Government Areas (LGAs) across 26 states.
- The cases were reported from Abia (1), Anambra (1), Bauchi (25), Bayelsa (2), Benue (4), Ebonyi (2), Edo (3), Ekiti (5), Enugu (10), Imo (11), Jigawa (2), Katsina (5), Kebbi (3), Kogi (3), Kwara (3), Nasarawa (1), Niger (6), Ogun (7), Ondo (7), Osun (2), Oyo (3), Plateau (3), Sokoto (4), Taraba (6), Yobe (1) and Zamfara (1).
- **One (1)** presumptive positive case was reported from Central Public Health Laboratory (CPHL) Lagos - [1] This case was reported from: **Ondo -1** [Akure South (1)].
- There was no confirmed case from Institut Pasteur (IP) Dakar in the reporting period.
- No death was recorded among suspected cases in the reporting month.



121 SUSPECTED CASES	26 STATES WITH SUSPECTED CASES
0 CONFIRMED CASE	0 STATE WITH CONFIRMED CASE
0 DEATHS IN CONFIRMED CASES	0 STATES WITH DEATHS IN CONFIRMED CASES

CUMULATIVE FOR 1st JANUARY – 30th APRIL 2023

- Cumulatively from 1st January 2023 – 30th April 2023, a total of 638 suspected cases have been reported from 277 LGAs in 36 states including the FCT.
- The cases were reported from Abia (8), Adamawa (3), Anambra (16), Bauchi (126), Bayelsa (7), Benue (10), Borno (19), Cross River (9), Delta (3), Ebonyi (5), Edo (8), Ekiti (12), Enugu (30), FCT (3), Gombe (2), Imo (17), Jigawa (27), Kaduna (5), Kano (6), Katsina (59), Kebbi (31), Kogi (11), Kwara (7), Lagos (3), Nasarawa (11), Niger (44), Ogun (22), Ondo (35), Osun (6), Oyo (17), Plateau (20), Rivers (5), Sokoto (8), Taraba (26), Yobe (12) and Zamfara (5).
- Seven (7) Presumptive positive cases were reported from: the National Reference Laboratory (NRL) Gaduwa - [1], Central Public Health Laboratory (CPHL) Lagos - [3], Maitama District Hospital (MDH) Abuja - [1] and University of Benin Teaching Hospital (UBTH) Benin - [2]. These cases were reported from: **Kogi -1** [Omala (1)], **Ogun -1** [Obafemi Owode (1)], Ondo -1 [Akure South (2)], **Cross River -1** [Yala (1)], **Bayelsa -1** [Yenagoa (1)] and **Bauchi -1** [Itas/Gadua (1)].
- Ten (10) Inconclusive cases were recorded from the NRL – [3], CPHL – [6] and MDH – [1]. These cases were reported from: Bauchi (3), Ondo (3), Oyo (2), Ogun (1) and Nasarawa (1). These samples have been shipped to IP Dakar for confirmation.
- Three (3) confirmed cases have been reported from **Ondo -3** [Akure South (3) from Institut Pasteur (IP) Dakar in the reporting period.
- No death has been recorded from suspected cases [**CFR = 0%**].
- Male to female ratio for suspected cases was **1.2:1** with males 346 (54.2%) and females 292 (45.8%)
- Seventy-seven percent (77%) of cases were predominantly aged 30 years and below.
- Thirty-three (5.2%) of 638 suspected cases received at least one dose of the yellow fever vaccine.
- The NCDC is coordinating response activities through the National Multi-agency Yellow Fever Technical Working Group (YF TWG)

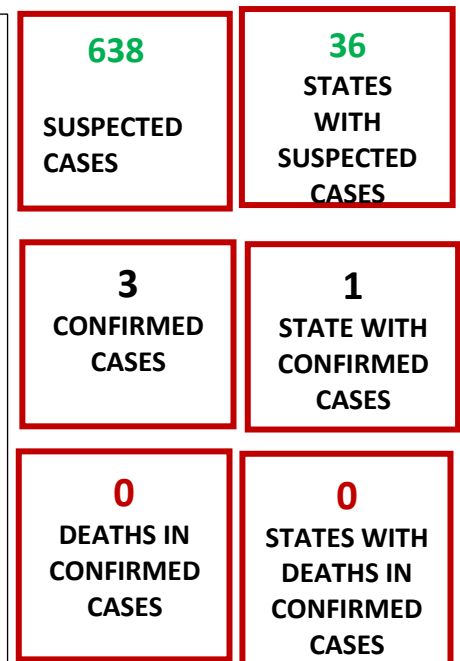
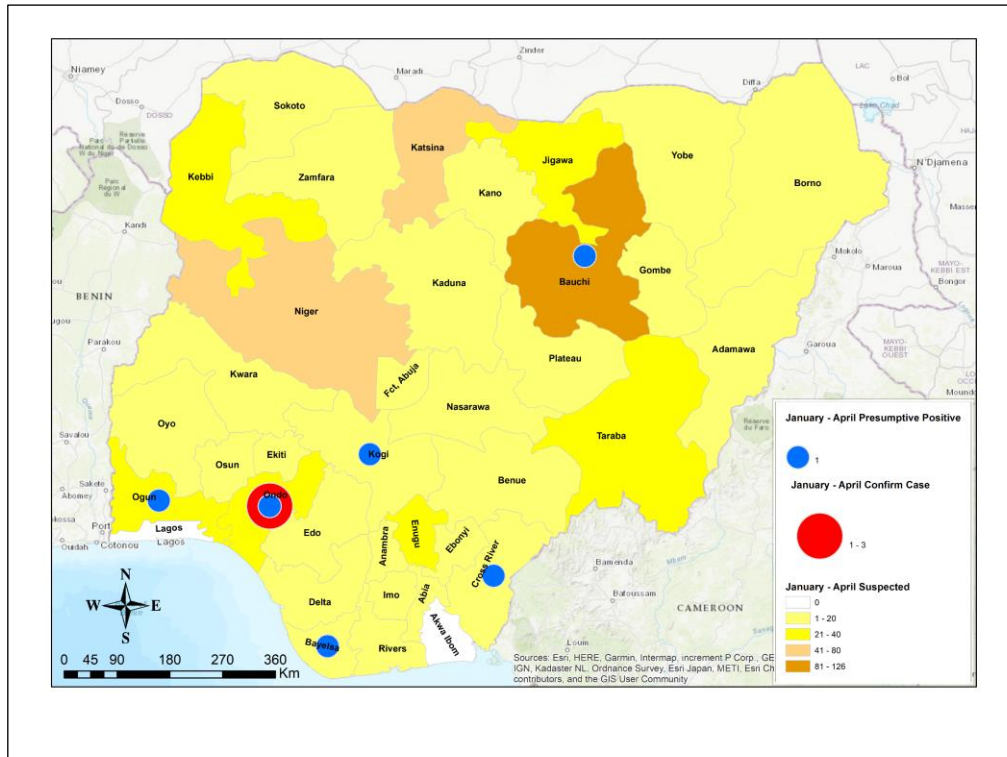


Table 1: Summary of yellow fever cases in Nigeria from January - April 2023

State	# Suspected Cases	# LGAs with suspected cases	# LGAs with confirmed cases	Laboratory Results					Deaths	
				Samples positive (IgM) & Inconclusive in	LGAs with positive (IgM) & Inconclusive in	Confirmed Cases (PCR)	Confirmed Cases (IP Dakar)	Total Confirmed Cases	# Deaths among Confirmed Cases [CFR] (%)	# Deaths among All Cases [CFR] (%)
Abia	8	5	-	-	-	-	-	-	-	-
Adamawa	3	3	-	-	-	-	-	-	-	-
Akwa Ibom	-	-	-	-	-	-	-	-	-	-
Anambra	16	8	-	-	-	-	-	-	-	-
Bauchi	126	15	-	4	4	-	-	-	-	-
Bayelsa	7	6	-	1	1	-	-	-	-	-
Benue	10	6	-	-	-	-	-	-	-	-
Borno	19	12	-	-	-	-	-	-	-	-
Cross River	9	6	-	1	1	-	-	-	-	-
Delta	3	3	-	-	-	-	-	-	-	-
Ebonyi	5	5	-	-	-	-	-	-	-	-
Edo	5	6	-	-	-	-	-	-	-	-
Ekiti	12	7	-	-	-	-	-	-	-	-
Enugu	30	9	-	-	-	-	-	-	-	-
FCT Abuja	3	3	-	-	-	-	-	-	-	-
Gombe	2	2	-	-	-	-	-	-	-	-
Imo	17	13	-	-	-	-	-	-	-	-
Jigawa	27	13	-	-	-	-	-	-	-	-
Kaduna	5	4	-	-	-	-	-	-	-	-
Kano	6	3	-	-	-	-	-	-	-	-
Katsina	59	22	-	-	-	-	-	-	-	-
Kebbi	31	13	-	-	-	-	-	-	-	-
Kogi	11	8	-	1	1	-	-	-	-	-
Kwara	7	6	-	-	-	-	-	-	-	-
Lagos	3	2	-	-	-	-	-	-	-	-
Nasarawa	11	8	-	1	1	-	-	-	-	-
Niger	44	13	-	-	-	-	-	-	-	-
Ogun	22	9	-	2	2	-	-	-	-	-
Ondo	35	9	1	4	3	-	3	3	-	-
Osun	6	4	-	-	-	-	-	-	-	-
Oyo	17	14	-	2	2	-	-	-	-	-
Plateau	20	9	-	-	-	-	-	-	-	-
Rivers	5	4	-	-	-	-	-	-	-	-
Sokoto	8	6	-	-	-	-	-	-	-	-
Taraba	26	10	-	-	-	-	-	-	-	-
Yobe	12	8	-	-	-	-	-	-	-	-
Zamfara	5	3	-	-	-	-	-	-	-	-
TOTAL	638	277 (35.8%)	1 (0.1%)	16 (2.5%)	15 (1.9%)	(0.0%)	3 (0.5%)	3 (0.5%)	0 (0%)	0 (0.0%)

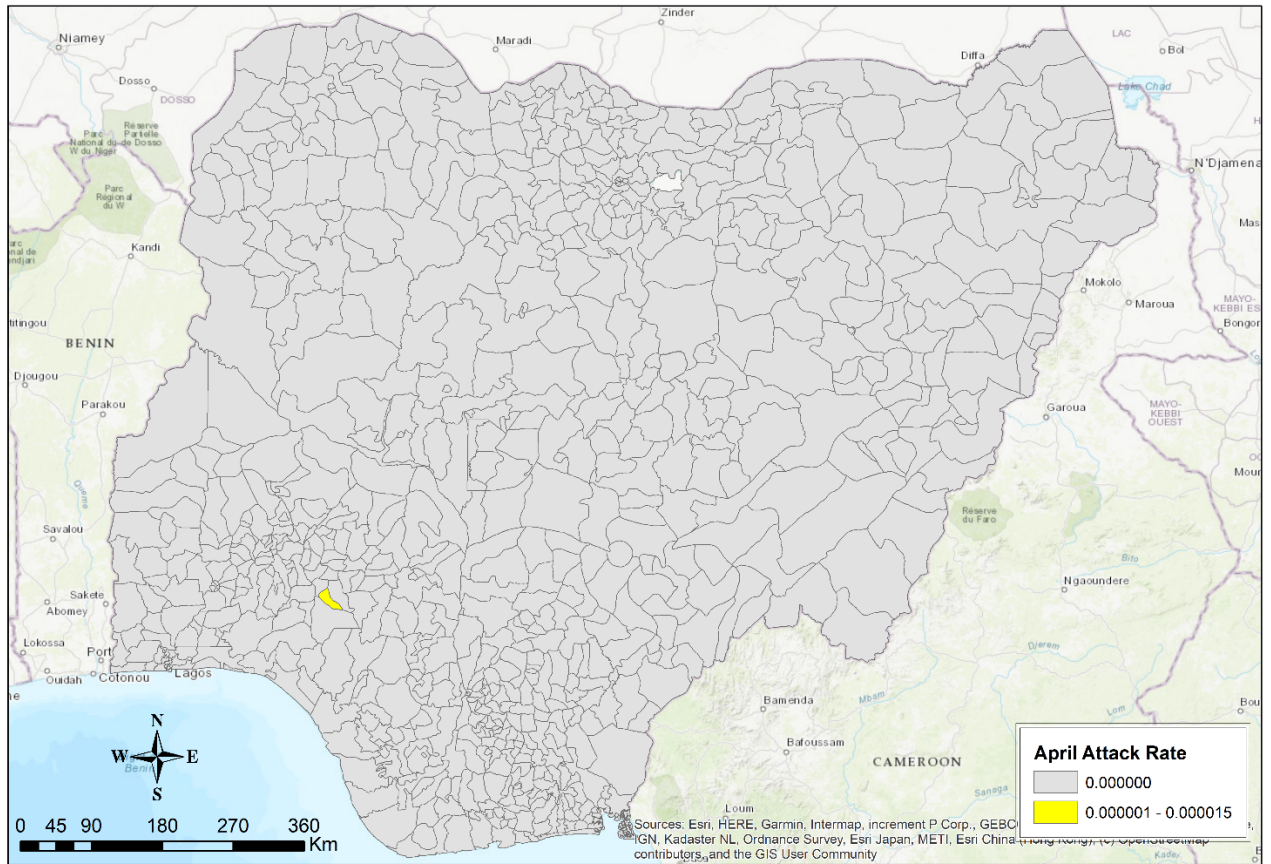


Figure 1: Map of Nigeria showing yellow fever outbreak attack rates in affected LGAs from 1st January– 30th April 2023

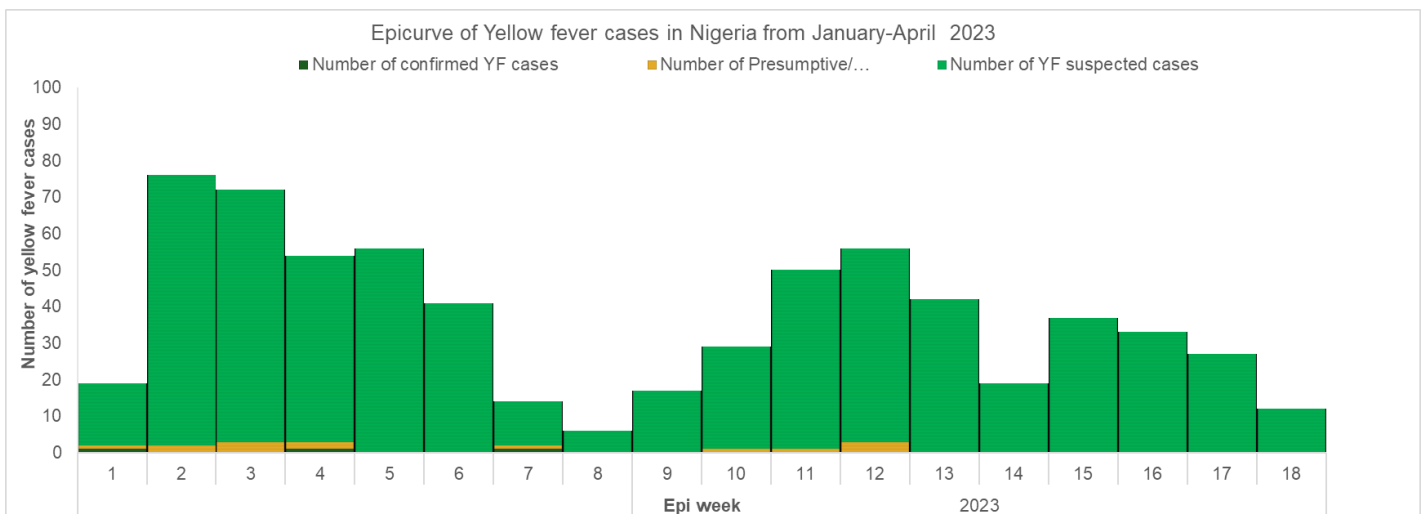


Figure 2: Epi-curve of yellow fever cases in Nigeria as at 30th April 2023

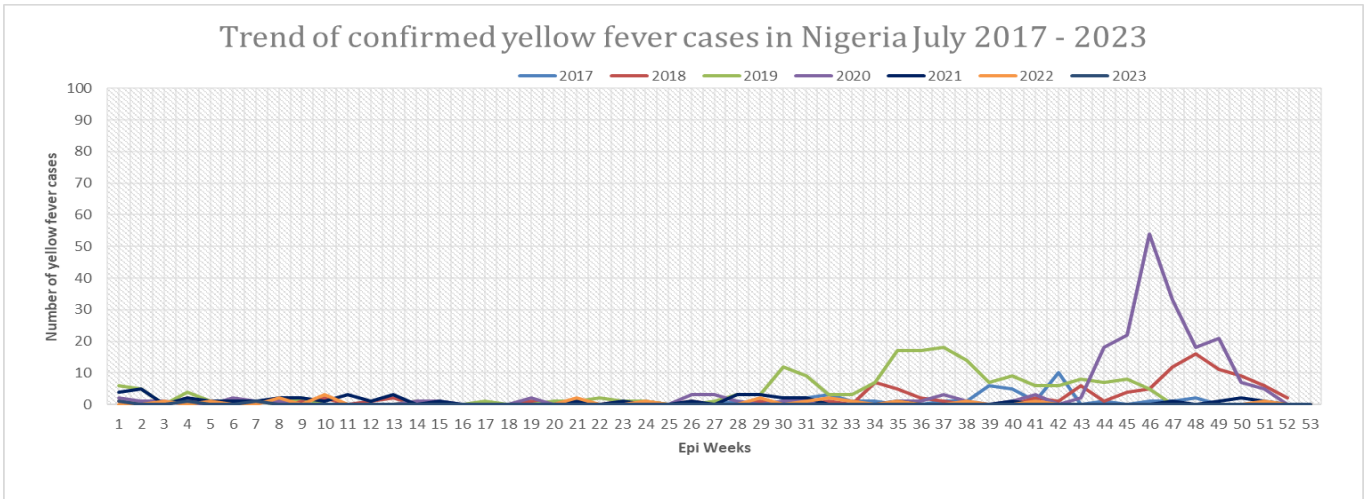


Figure 3: Trend of confirmed yellow fever cases in Nigeria from July 2017–April 2023

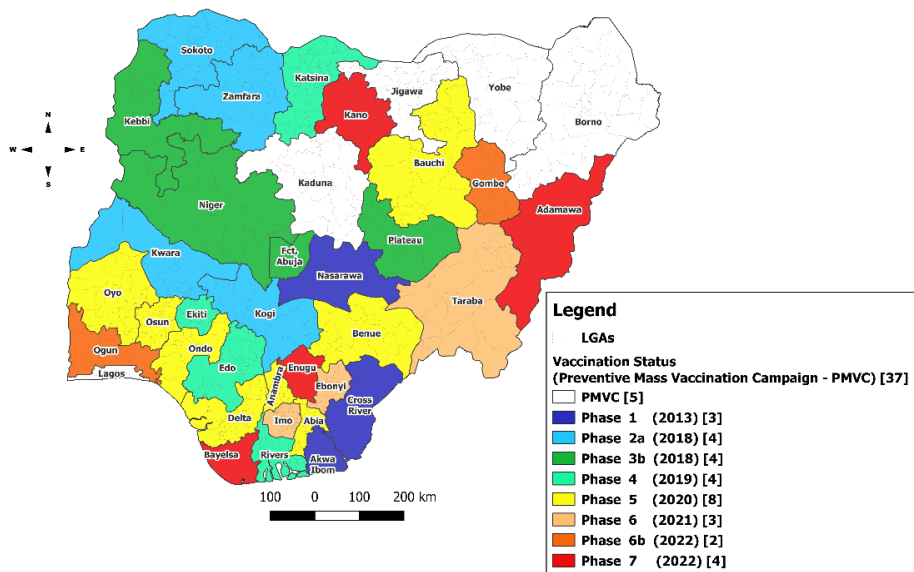


Figure 4: Map of Nigeria showing states and year of implementation of yellow fever mass vaccination campaigns from 2013 - 2023.

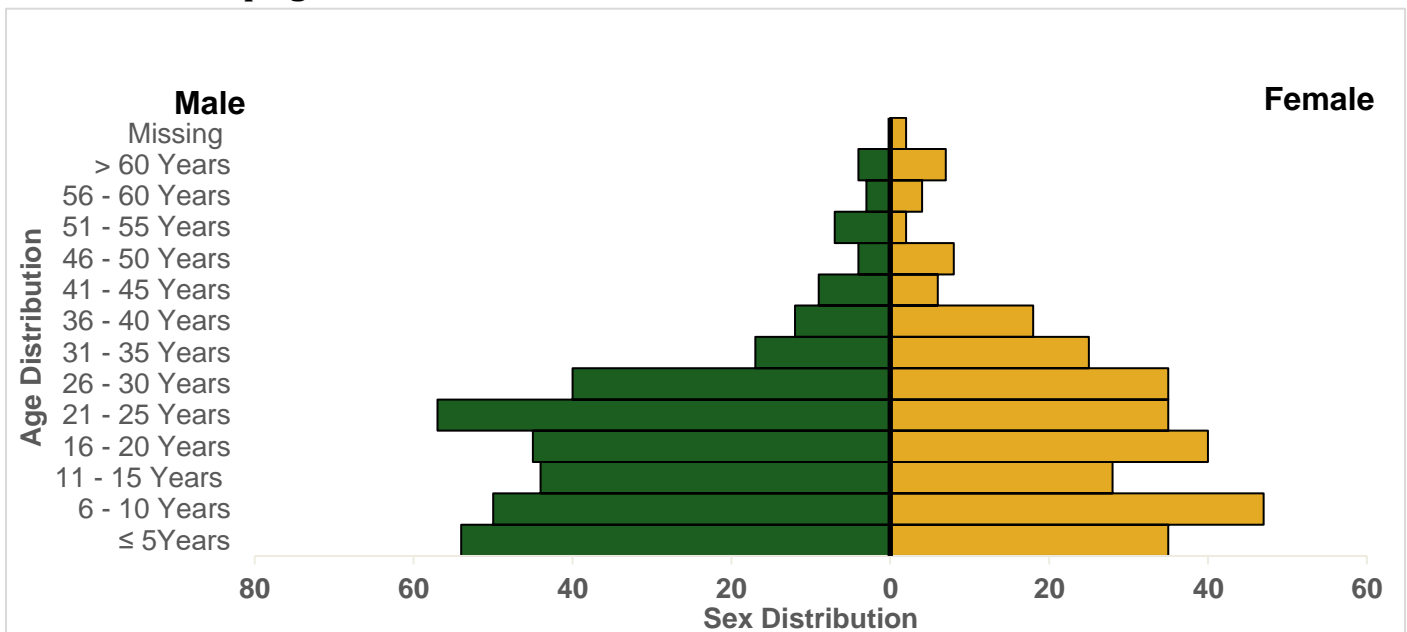


Figure 5: Age and sex distribution of yellow fever cases in Nigeria from January - April 30th 2023

Partners

