

# COVID-19 SITUATION REPORT

## WEEKLY EPIDEMIOLOGICAL REPORT 13

Epi Week 01: 4<sup>th</sup> – 10<sup>th</sup> January 2021

DATA AS REPORTED AND ACCURATE BY NCDC AS AT MIDNIGHT 10<sup>TH</sup> JANUARY 2021

### STATE OF THE NATION

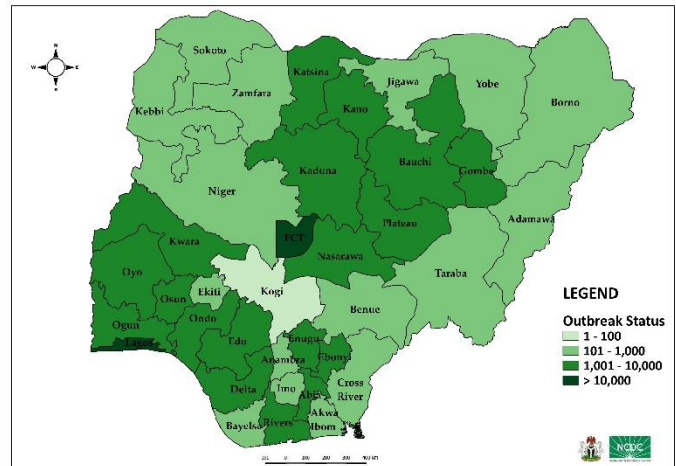
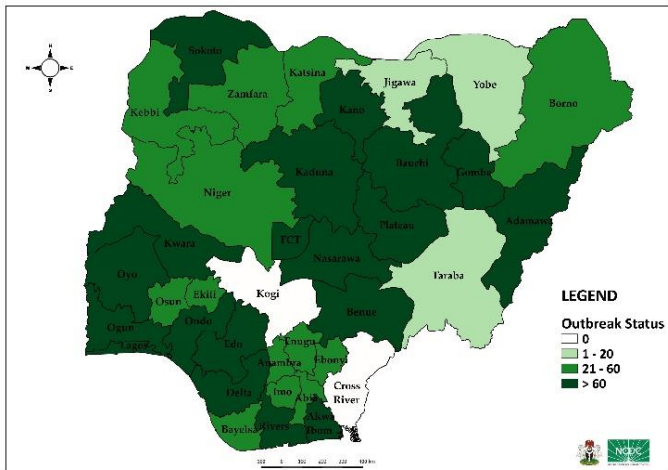


Fig 1. Distribution of cases (Epi Week 1 only)

Fig 2. Distribution of cumulative cases

### HIGHLIGHTS

- In Week 01, the number of new confirmed cases increased to **9,940** from **5,733** in week 53. These were reported in **34** states and FCT (Tables 1 & 2).
- In Week 01, the number of discharged cases increased to **4,986** from **4,010** in week 53. These were reported in **27** states and FCT (Tables 1 & 3).
- Cumulatively, since the outbreak began in Week **9**, 2020 there have been **1,358** deaths reported with a case fatality rate (CFR) of **1.5%** (Tables 1 & 4).
- The number of reported deaths in the last one week in **16** states and FCT was **47** (Tables 1 & 4).
- In Week 01, the number of in-bound international travellers at Nigerian airports was **18,632** compared with **19,018** in Week 53.
- In Week 01, the number of international travellers with a positive result was **817** compared to **62** from week 53 (*Lagos inbound cases not included in week 01*).
- In Africa, the count for confirmed COVID-19 cases is **3,021,769** with **72,121** deaths resulting in a case fatality rate of **2.4%**
- Globally, the count for confirmed COVID-19 cases is **88,828,387** with **1,926,625** deaths resulting in a case fatality rate of **2.2%**

## GENERAL FACT SHEET – DATA AS AT 10<sup>TH</sup> JANUARY 2021

Table 1: States with reported laboratory-confirmed COVID-19 cases, recoveries, deaths, samples tested and active cases

| STATES      | CONFIRMED |           | RECOVERIES |           | DEATHS |           | TESTING |           | ACTIVE CASES |
|-------------|-----------|-----------|------------|-----------|--------|-----------|---------|-----------|--------------|
|             | Total     | Last Week | Total      | Last Week | Total  | Last Week | Total   | Last Week |              |
| Abia        | 1,086     | 58        | 989        | 21        | 11     | 1         | 14,627  | 644       | 86           |
| Adamawa     | 497       | 73        | 238        | 0         | 26     | 1         | 8,733   | 287       | 233          |
| Akwa Ibom   | 512       | 75        | 391        | 6         | 9      | 0         | 7,312   | 1,193     | 112          |
| Anambra     | 386       | 58        | 317        | 43        | 19     | 0         | 11,890  | 1,060     | 50           |
| Bauchi      | 1,082     | 62        | 904        | 44        | 17     | 0         | 13,917  | 291       | 161          |
| Bayelsa     | 569       | 35        | 465        | 44        | 21     | 0         | 10,268  | 321       | 83           |
| Benue       | 601       | 69        | 512        | 43        | 15     | 4         | 9,881   | 824       | 74           |
| Borno       | 830       | 24        | 738        | 0         | 36     | 0         | 15,625  | 219       | 56           |
| Cross River | 169       | 0         | 157        | 0         | 12     | 0         | 4,321   | 153       | 0            |
| Delta       | 1,982     | 94        | 1,737      | 0         | 52     | 0         | 26,492  | 476       | 193          |
| Ebonyi      | 1,147     | 40        | 1,072      | 0         | 30     | 0         | 8,607   | 222       | 45           |
| Edo         | 3,078     | 176       | 2,751      | 70        | 120    | 3         | 24,745  | 586       | 207          |
| Ekiti       | 439       | 24        | 403        | 8         | 7      | 1         | 10,265  | 235       | 29           |
| Enugu       | 1,455     | 55        | 1,375      | 27        | 21     | 0         | 13,504  | 833       | 59           |
| FCT         | 13,448    | 1,365     | 7,776      | 188       | 109    | 5         | 146,154 | 15,835    | 5,563        |
| Gombe       | 1,440     | 102       | 1,124      | 123       | 38     | 1         | 30,028  | 861       | 278          |
| Imo         | 801       | 35        | 746        | 24        | 17     | 4         | 20,531  | 2,964     | 38           |
| Jigawa      | 419       | 12        | 369        | 1         | 11     | 0         | 5,420   | 57        | 39           |
| Kaduna      | 5,801     | 354       | 5,420      | 712       | 55     | 2         | 45,756  | 2,257     | 326          |
| Kano        | 2,444     | 120       | 2,055      | 125       | 70     | 2         | 67,321  | 2,730     | 319          |
| Katsina     | 1,687     | 51        | 1,587      | 158       | 27     | 0         | 30,016  | 449       | 73           |
| Kebbi       | 223       | 50        | 187        | 43        | 13     | 4         | 4,674   | 60        | 23           |
| Kogi        | 5         | 0         | 3          | 0         | 2      | 0         | 1,958   | 44        | 0            |
| Kwara       | 1,495     | 81        | 1,094      | 0         | 31     | 0         | 12,777  | 400       | 370          |
| Lagos       | 36,101    | 4,780     | 28,987     | 2,192     | 256    | 9         | 262,774 | 21,081    | 6,858        |
| Nasarawa    | 1,091     | 193       | 325        | 0         | 13     | 0         | 12,939  | 763       | 753          |
| Niger       | 477       | 60        | 369        | 49        | 13     | 0         | 11,966  | 949       | 95           |
| Ogun        | 2,684     | 132       | 2,352      | 60        | 35     | 1         | 50,345  | 2,305     | 297          |
| Ondo        | 1,944     | 101       | 1,763      | 0         | 41     | 0         | 14,377  | 178       | 140          |

| STATES       | CONFIRMED      |              | RECOVERIES    |              | DEATHS       |           | TESTING          |               | ACTIVE CASES  |
|--------------|----------------|--------------|---------------|--------------|--------------|-----------|------------------|---------------|---------------|
|              | Total          | Last Week    | Total         | Last Week    | Total        | Last Week | Total            | Last Week     |               |
| Osun         | 1,065          | 46           | 978           | 13           | 24           | 0         | 9,183            | 186           | 63            |
| Oyo          | 4,323          | 288          | 3,435         | 33           | 54           | 2         | 37,231           | 2,675         | 834           |
| Plateau      | 5,774          | 777          | 5,206         | 646          | 46           | 2         | 48,092           | 2,411         | 522           |
| Rivers       | 3,913          | 341          | 3,367         | 158          | 67           | 3         | 95,991           | 5,655         | 479           |
| Sokoto       | 529            | 149          | 341           | 71           | 20           | 2         | 15,187           | 588           | 168           |
| Taraba       | 226            | 9            | 191           | 4            | 7            | 0         | 7,416            | 191           | 28            |
| Yobe         | 207            | 6            | 179           | 35           | 8            | 0         | 6,568            | 255           | 20            |
| Zamfara      | 157            | 45           | 127           | 45           | 5            | 0         | 4,593            | 170           | 25            |
| <b>Total</b> | <b>100,087</b> | <b>9,940</b> | <b>80,030</b> | <b>4,986</b> | <b>1,358</b> | <b>47</b> | <b>1,121,484</b> | <b>70,408</b> | <b>18,699</b> |

### Test type disaggregation

| Type         | Number of tests done | Percentage of tests done |
|--------------|----------------------|--------------------------|
| PCR          | 1,046,194            | 93%                      |
| RDT          | 75,290               | 7%                       |
| <b>TOTAL</b> | <b>1,121,484</b>     |                          |

## RETURNING PASSENGERS TESTS

Over the last week, the following laboratories carried out COVID-19 tests for returning passengers:

| LABORATORY                                | INBOUND      |
|---|--------------|
| 54Gene Abuja                              | 410          |
| 54Gene Lagos                              | 3            |
| ACOUNS LABORATORY DIAGNOSTIC CENTER       | 38           |
| ARRIVE ALIVE                              | 18           |
| BIOLOGIX                                  | 130          |
| Cedarcrest Abuja                          | 85           |
| CLINA-LANCET LABORATORIES                 | 1,408        |
| CLINA-LANCET LABORATORIES ABUJA           | 31           |
| CLINIX HEALTHCARE                         | 136          |
| DNA labs Abuja                            | 130          |
| E-clinic & Diagnostics                    | 27           |
| EHA Clinics                               | 386          |
| Everight Diagnostics (Abuja)              | 70           |
| Everight Diagnostics (Imo)                | 180          |
| HARLEY AND RAINBOW SPECIALIZED LABORATORY | 54           |
| LASUCOM Molecular Laboratory              | 26           |
| MEDBURY PCR LABORATORY                    | 998          |
| Medicaid Abuja                            | 631          |
| SYNLAB                                    | 347          |
| The Specialist Lab                        | 9            |
| TOTAL                                     | 16           |
| UNION DIAGNOSTICS                         | 33           |
| VCARE                                     | 127          |
| WellMed                                   | 26           |
| <b>Grand Total</b>                        | <b>5,319</b> |

## BACKLOG OF REPORTED TESTS

| Name of Lab    | # Test |
|----------------|--------|
| RDT TESTS      | 75,290 |
| MDL, AKWA IBOM | 1,074  |

### Laboratories without reports on number of samples tested this week.

UN IOM (FCT)  
 DRL (FCT)  
 CPHL (Lagos)  
 GH Onitsha (Anambra)  
 GH Takum (Taraba)  
 Lawrence Henshaw (Cross River)  
 SSH (Kogi)  
 Lily Hosp Mol Lab (FCT)  
 CAMRET (Sokoto)  
 JUTH GX (Plateau)

## DAILY CONFIRMED CASES – DATA AS AT 10<sup>TH</sup> JANUARY 2021

Table 2: States with reported laboratory-confirmed COVID-19 cases daily over the last week

| CONFIRMED CASES | WEEK 01 | 4 <sup>th</sup> January | 5 <sup>th</sup> January | 6 <sup>th</sup> January | 7 <sup>th</sup> January | 8 <sup>th</sup> January | 9 <sup>th</sup> January | 10 <sup>th</sup> January |
|-----------------|---------|-------------------------|-------------------------|-------------------------|-------------------------|-------------------------|-------------------------|--------------------------|
|                 | TOTAL   | Monday                  | Tuesday                 | Wednesday               | Thursday                | Friday                  | Saturday                | Sunday                   |
| Abia            | 58      | 8                       | 0                       | 29                      | 17                      | 0                       | 4                       | 0                        |
| Adamawa         | 73      | 0                       | 0                       | 47                      | 0                       | 0                       | 0                       | 26                       |
| Akwa Ibom       | 75      | 12                      | 16                      | 0                       | 0                       | 11                      | 36                      | 0                        |
| Anambra         | 58      | 0                       | 9                       | 27                      | 0                       | 0                       | 22                      | 0                        |
| Bauchi          | 62      | 18                      | 14                      | 5                       | 14                      | 8                       | 3                       | 0                        |
| Bayelsa         | 35      | 11                      | 0                       | 0                       | 15                      | 0                       | 9                       | 0                        |
| Benue           | 69      | 5                       | 0                       | 0                       | 16                      | 0                       | 0                       | 48                       |
| Borno           | 24      | 2                       | 0                       | 9                       | 6                       | 0                       | 7                       | 0                        |
| Cross River     | 0       | 0                       | 0                       | 0                       | 0                       | 0                       | 0                       | 0                        |
| Delta           | 94      | 9                       | 14                      | 7                       | 26                      | 19                      | 19                      | 0                        |
| Ebonyi          | 40      | 0                       | 13                      | 0                       | 0                       | 11                      | 16                      | 0                        |
| Edo             | 176     | 28                      | 8                       | 28                      | 30                      | 33                      | 31                      | 18                       |
| Ekiti           | 24      | 0                       | 2                       | 5                       | 4                       | 3                       | 5                       | 5                        |
| Enugu           | 55      | 0                       | 20                      | 7                       | 18                      | 10                      | 0                       | 0                        |
| FCT             | 1,365   | 200                     | 145                     | 407                     | 236                     | 153                     | 182                     | 42                       |
| Gombe           | 102     | 0                       | 21                      | 0                       | 0                       | 0                       | 81                      | 0                        |
| Imo             | 35      | 3                       | 0                       | 15                      | 5                       | 0                       | 4                       | 8                        |
| Jigawa          | 12      | 0                       | 0                       | 2                       | 1                       | 0                       | 5                       | 4                        |
| Kaduna          | 354     | 54                      | 54                      | 83                      | 79                      | 35                      | 27                      | 22                       |
| Kano            | 120     | 40                      | 3                       | 12                      | 10                      | 29                      | 17                      | 9                        |
| Katsina         | 51      | 0                       | 0                       | 0                       | 35                      | 2                       | 14                      | 0                        |
| Kebbi           | 50      | 19                      | 0                       | 0                       | 23                      | 8                       | 0                       | 0                        |
| Kogi            | 0       | 0                       | 0                       | 0                       | 0                       | 0                       | 0                       | 0                        |
| Kwara           | 81      | 0                       | 81                      | 0                       | 0                       | 0                       | 0                       | 0                        |
| Lagos           | 4,780   | 654                     | 712                     | 642                     | 807                     | 739                     | 573                     | 653                      |
| Nasarawa        | 193     | 25                      | 31                      | 7                       | 39                      | 51                      | 40                      | 0                        |
| Niger           | 60      | 0                       | 0                       | 24                      | 13                      | 9                       | 14                      | 0                        |
| Ogun            | 132     | 11                      | 1                       | 24                      | 17                      | 21                      | 42                      | 16                       |
| Ondo            | 101     | 0                       | 0                       | 0                       | 20                      | 0                       | 55                      | 26                       |
| Osun            | 46      | 1                       | 2                       | 12                      | 2                       | 10                      | 17                      | 2                        |

| CONFIRMED CASES | WEEK 01      | 4 <sup>th</sup> January | 5 <sup>th</sup> January | 6 <sup>th</sup> January | 7 <sup>th</sup> January | 8 <sup>th</sup> January | 9 <sup>th</sup> January | 10 <sup>th</sup> January |
|-----------------|--------------|-------------------------|-------------------------|-------------------------|-------------------------|-------------------------|-------------------------|--------------------------|
|                 | TOTAL        | Monday                  | Tuesday                 | Wednesday               | Thursday                | Friday                  | Saturday                | Sunday                   |
| <b>Oyo</b>      | <b>288</b>   | 13                      | 38                      | 14                      | 57                      | 91                      | 75                      | 0                        |
| <b>Plateau</b>  | <b>777</b>   | 60                      | 117                     | 160                     | 47                      | 168                     | 162                     | 63                       |
| <b>Rivers</b>   | <b>341</b>   | 30                      | 37                      | 62                      | 37                      | 80                      | 68                      | 27                       |
| <b>Sokoto</b>   | <b>149</b>   | 1                       | 39                      | 5                       | 30                      | 16                      | 58                      | 0                        |
| <b>Taraba</b>   | <b>9</b>     | 0                       | 8                       | 0                       | 0                       | 1                       | 0                       | 0                        |
| <b>Yobe</b>     | <b>6</b>     | 0                       | 0                       | 0                       | 0                       | 0                       | 0                       | 6                        |
| <b>Zamfara</b>  | <b>45</b>    | 0                       | 0                       | 0                       | 0                       | 0                       | 0                       | 45                       |
| <b>Total</b>    | <b>9,940</b> | <b>1,204</b>            | <b>1,385</b>            | <b>1,633</b>            | <b>1,604</b>            | <b>1,508</b>            | <b>1,586</b>            | <b>1,020</b>             |

## DAILY RECOVERIES – DATA AS AT 10<sup>TH</sup> JANUARY 2021

Table 3: States with reported case management confirmed COVID-19 recoveries daily over the last week

| CONFIRMED RECOVERIES | WEEK 01 | 4 <sup>th</sup> January | 5 <sup>th</sup> January | 6 <sup>th</sup> January | 7 <sup>th</sup> January | 8 <sup>th</sup> January | 9 <sup>th</sup> January | 10 <sup>th</sup> January |
|----------------------|---------|-------------------------|-------------------------|-------------------------|-------------------------|-------------------------|-------------------------|--------------------------|
|                      | TOTAL   | Monday                  | Tuesday                 | Wednesday               | Thursday                | Friday                  | Saturday                | Sunday                   |
| Abia                 | 21      | 11                      | 0                       | 7                       | 0                       | 0                       | 3                       | 0                        |
| Adamawa              | 0       | 0                       | 0                       | 0                       | 0                       | 0                       | 0                       | 0                        |
| Akwa Ibom            | 6       | 4                       | 1                       | 0                       | 0                       | 1                       | 0                       | 0                        |
| Anambra              | 43      | 0                       | 0                       | 0                       | 0                       | 0                       | 43                      | 0                        |
| Bauchi               | 44      | 5                       | 4                       | 5                       | 5                       | 4                       | 21                      | 0                        |
| Bayelsa              | 44      | 34                      | 0                       | 0                       | 10                      | 0                       | 0                       | 0                        |
| Benue                | 43      | 0                       | 0                       | 0                       | 0                       | 0                       | 0                       | 43                       |
| Borno                | 0       | 0                       | 0                       | 0                       | 0                       | 0                       | 0                       | 0                        |
| Cross River          | 0       | 0                       | 0                       | 0                       | 0                       | 0                       | 0                       | 0                        |
| Delta                | 0       | 0                       | 0                       | 0                       | 0                       | 0                       | 0                       | 0                        |
| Ebonyi               | 0       | 0                       | 0                       | 0                       | 0                       | 0                       | 0                       | 0                        |
| Edo                  | 70      | 11                      | 10                      | 10                      | 8                       | 12                      | 11                      | 8                        |
| Ekiti                | 8       | 0                       | 0                       | 8                       | 0                       | 0                       | 0                       | 0                        |
| Enugu                | 27      | 0                       | 15                      | 0                       | 0                       | 12                      | 0                       | 0                        |
| FCT                  | 188     | 6                       | 137                     | 7                       | 11                      | 5                       | 5                       | 17                       |
| Gombe                | 123     | 0                       | 0                       | 0                       | 0                       | 0                       | 123                     | 0                        |
| Imo                  | 24      | 0                       | 0                       | 21                      | 0                       | 0                       | 0                       | 3                        |
| Jigawa               | 1       | 0                       | 0                       | 0                       | 0                       | 0                       | 1                       | 0                        |
| Kaduna               | 712     | 182                     | 36                      | 261                     | 39                      | 49                      | 85                      | 60                       |
| Kano                 | 125     | 48                      | 0                       | 27                      | 0                       | 32                      | 0                       | 18                       |
| Katsina              | 158     | 0                       | 0                       | 0                       | 158                     | 0                       | 0                       | 0                        |
| Kebbi                | 43      | 19                      | 0                       | 0                       | 0                       | 19                      | 3                       | 2                        |
| Kogi                 | 0       | 0                       | 0                       | 0                       | 0                       | 0                       | 0                       | 0                        |
| Kwara                | 0       | 0                       | 0                       | 0                       | 0                       | 0                       | 0                       | 0                        |
| Lagos                | 2,192   | 218                     | 324                     | 388                     | 314                     | 264                     | 431                     | 253                      |
| Nasarawa             | 0       | 0                       | 0                       | 0                       | 0                       | 0                       | 0                       | 0                        |
| Niger                | 49      | 0                       | 0                       | 27                      | 22                      | 0                       | 0                       | 0                        |
| Ogun                 | 60      | 6                       | 22                      | 0                       | 20                      | 2                       | 8                       | 2                        |
| Ondo                 | 0       | 0                       | 0                       | 0                       | 0                       | 0                       | 0                       | 0                        |
| Osun                 | 13      | 0                       | 2                       | 4                       | 0                       | 2                       | 0                       | 5                        |

| CONFIRMED RECOVERIES | WEEK 01      | 4 <sup>th</sup> January | 5 <sup>th</sup> January | 6 <sup>th</sup> January | 7 <sup>th</sup> January | 8 <sup>th</sup> January | 9 <sup>th</sup> January | 10 <sup>th</sup> January |
|----------------------|--------------|-------------------------|-------------------------|-------------------------|-------------------------|-------------------------|-------------------------|--------------------------|
|                      | TOTAL        | Monday                  | Tuesday                 | Wednesday               | Thursday                | Friday                  | Saturday                | Sunday                   |
| <b>Oyo</b>           | <b>33</b>    | 3                       | 11                      | 7                       | 8                       | 4                       | 0                       | 0                        |
| <b>Plateau</b>       | <b>646</b>   | 55                      | 117                     | 87                      | 84                      | 147                     | 117                     | 39                       |
| <b>Rivers</b>        | <b>158</b>   | 25                      | 15                      | 44                      | 4                       | 16                      | 5                       | 49                       |
| <b>Sokoto</b>        | <b>71</b>    | 28                      | 0                       | 0                       | 0                       | 0                       | 9                       | 34                       |
| <b>Taraba</b>        | <b>4</b>     | 0                       | 3                       | 0                       | 0                       | 1                       | 0                       | 0                        |
| <b>Yobe</b>          | <b>35</b>    | 0                       | 0                       | 0                       | 0                       | 0                       | 0                       | 35                       |
| <b>Zamfara</b>       | <b>45</b>    | 0                       | 0                       | 0                       | 0                       | 0                       | 0                       | 45                       |
| <b>Total</b>         | <b>4,986</b> | <b>655</b>              | <b>697</b>              | <b>903</b>              | <b>683</b>              | <b>570</b>              | <b>865</b>              | <b>613</b>               |



## DAILY FATALITIES – DATA AS AT 10<sup>TH</sup> JANUARY 2021

Table 4: States with reported COVID-19 fatalities daily over the last week

| CONFIRMED FATALITIES | WEEK 01 | 4 <sup>th</sup> January | 5 <sup>th</sup> January | 6 <sup>th</sup> January | 7 <sup>th</sup> January | 8 <sup>th</sup> January | 9 <sup>th</sup> January | 10 <sup>th</sup> January |
|----------------------|---------|-------------------------|-------------------------|-------------------------|-------------------------|-------------------------|-------------------------|--------------------------|
|                      | TOTAL   | Monday                  | Tuesday                 | Wednesday               | Thursday                | Friday                  | Saturday                | Sunday                   |
| Abia                 | 1       | 1                       | 0                       | 0                       | 0                       | 0                       | 0                       | 0                        |
| Adamawa              | 1       | 0                       | 0                       | 0                       | 0                       | 0                       | 0                       | 1                        |
| Akwa Ibom            | 0       | 0                       | 0                       | 0                       | 0                       | 0                       | 0                       | 0                        |
| Anambra              | 0       | 0                       | 0                       | 0                       | 0                       | 0                       | 0                       | 0                        |
| Bauchi               | 0       | 0                       | 0                       | 0                       | 0                       | 0                       | 0                       | 0                        |
| Bayelsa              | 0       | 0                       | 0                       | 0                       | 0                       | 0                       | 0                       | 0                        |
| Benue                | 4       | 0                       | 0                       | 0                       | 0                       | 0                       | 0                       | 4                        |
| Borno                | 0       | 0                       | 0                       | 0                       | 0                       | 0                       | 0                       | 0                        |
| Cross River          | 0       | 0                       | 0                       | 0                       | 0                       | 0                       | 0                       | 0                        |
| Delta                | 0       | 0                       | 0                       | 0                       | 0                       | 0                       | 0                       | 0                        |
| Ebonyi               | 0       | 0                       | 0                       | 0                       | 0                       | 0                       | 0                       | 0                        |
| Edo                  | 3       | 0                       | 0                       | 0                       | 0                       | 2                       | 0                       | 1                        |
| Ekiti                | 1       | 0                       | 0                       | 0                       | 1                       | 0                       | 0                       | 0                        |
| Enugu                | 0       | 0                       | 0                       | 0                       | 0                       | 0                       | 0                       | 0                        |
| FCT                  | 5       | 0                       | 0                       | 0                       | 2                       | 1                       | 0                       | 2                        |
| Gombe                | 1       | 0                       | 0                       | 0                       | 0                       | 0                       | 1                       | 0                        |
| Imo                  | 4       | 0                       | 0                       | 4                       | 0                       | 0                       | 0                       | 0                        |
| Jigawa               | 0       | 0                       | 0                       | 0                       | 0                       | 0                       | 0                       | 0                        |
| Kaduna               | 2       | 0                       | 1                       | 0                       | 0                       | 1                       | 0                       | 0                        |
| Kano                 | 2       | 0                       | 0                       | 0                       | 0                       | 2                       | 0                       | 0                        |
| Katsina              | 0       | 0                       | 0                       | 0                       | 0                       | 0                       | 0                       | 0                        |
| Kebbi                | 4       | 1                       | 0                       | 0                       | 2                       | 1                       | 0                       | 0                        |
| Kogi                 | 0       | 0                       | 0                       | 0                       | 0                       | 0                       | 0                       | 0                        |
| Kwara                | 0       | 0                       | 0                       | 0                       | 0                       | 0                       | 0                       | 0                        |
| Lagos                | 9       | 3                       | 0                       | 0                       | 1                       | 2                       | 3                       | 0                        |
| Nasarawa             | 0       | 0                       | 0                       | 0                       | 0                       | 0                       | 0                       | 0                        |
| Niger                | 0       | 0                       | 0                       | 0                       | 0                       | 0                       | 0                       | 0                        |
| Ogun                 | 1       | 0                       | 0                       | 0                       | 0                       | 0                       | 1                       | 0                        |
| Ondo                 | 0       | 0                       | 0                       | 0                       | 0                       | 0                       | 0                       | 0                        |

| CONFIRMED FATALITIES | WEEK 01   | 4 <sup>th</sup> January | 5 <sup>th</sup> January | 6 <sup>th</sup> January | 7 <sup>th</sup> January | 8 <sup>th</sup> January | 9 <sup>th</sup> January | 10 <sup>th</sup> January |
|----------------------|-----------|-------------------------|-------------------------|-------------------------|-------------------------|-------------------------|-------------------------|--------------------------|
|                      | TOTAL     | Monday                  | Tuesday                 | Wednesday               | Thursday                | Friday                  | Saturday                | Sunday                   |
| Osun                 | 0         | 0                       | 0                       | 0                       | 0                       | 0                       | 0                       | 0                        |
| Oyo                  | 2         | 0                       | 0                       | 0                       | 1                       | 1                       | 0                       | 0                        |
| Plateau              | 2         | 0                       | 0                       | 1                       | 0                       | 1                       | 0                       | 0                        |
| Rivers               | 3         | 0                       | 0                       | 0                       | 0                       | 1                       | 2                       | 0                        |
| Sokoto               | 2         | 2                       | 0                       | 0                       | 0                       | 0                       | 0                       | 0                        |
| Taraba               | 0         | 0                       | 0                       | 0                       | 0                       | 0                       | 0                       | 0                        |
| Yobe                 | 0         | 0                       | 0                       | 0                       | 0                       | 0                       | 0                       | 0                        |
| Zamfara              | 0         | 0                       | 0                       | 0                       | 0                       | 0                       | 0                       | 0                        |
| <b>Total</b>         | <b>47</b> | <b>7</b>                | <b>1</b>                | <b>5</b>                | <b>7</b>                | <b>12</b>               | <b>7</b>                | <b>8</b>                 |

## DAILY EPICURVE

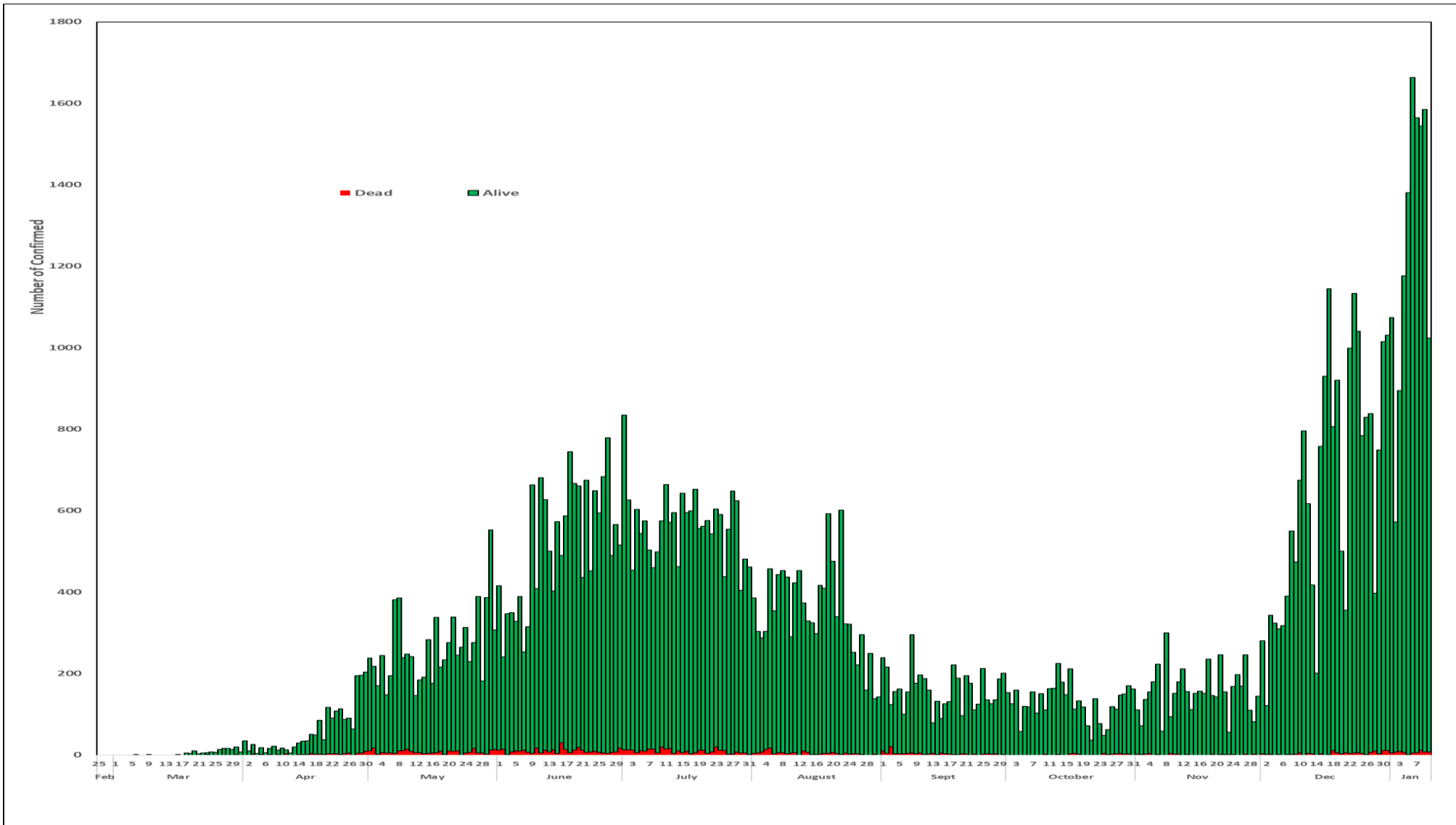
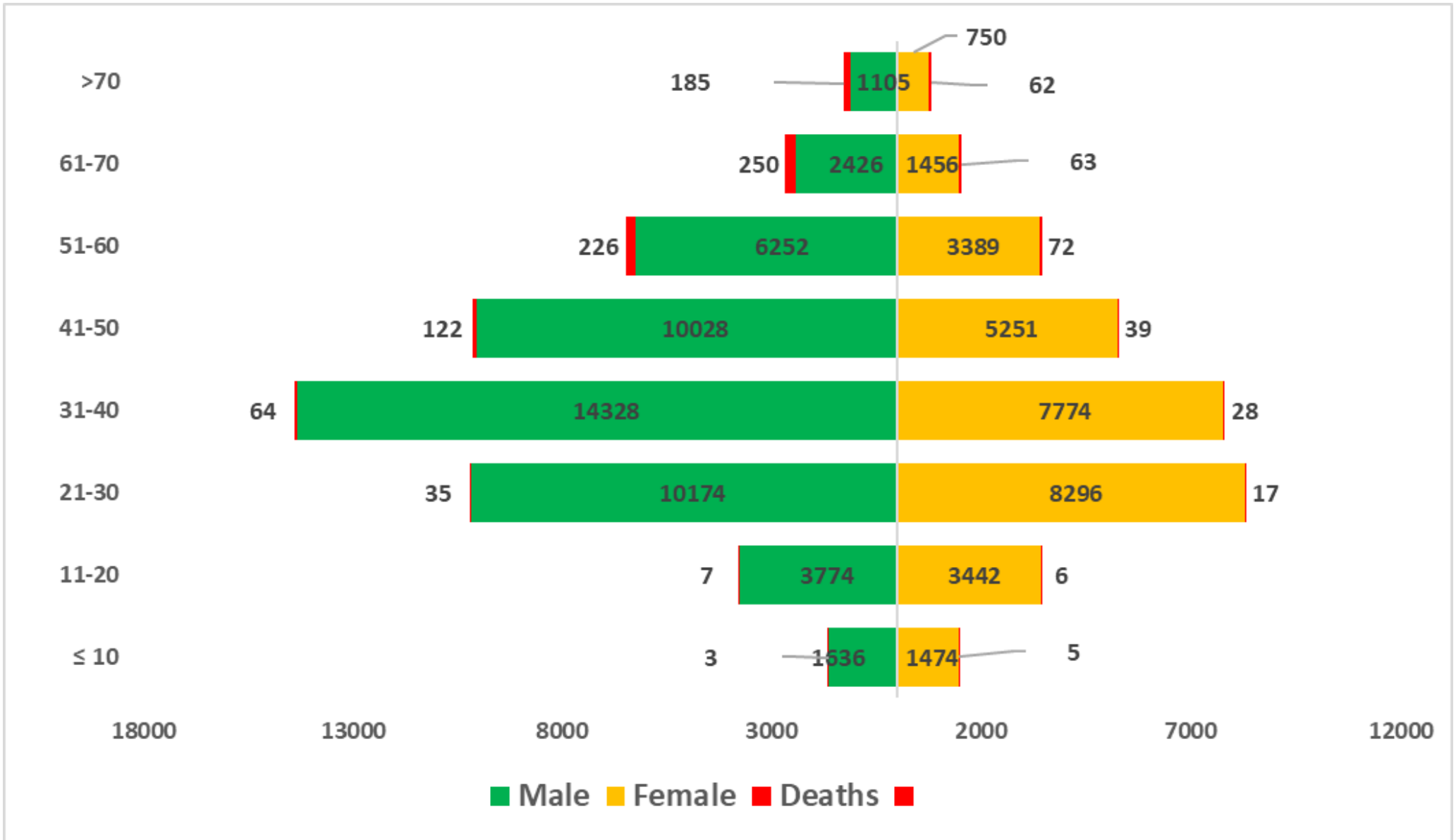


Figure 3: Daily epidemic curve of confirmed cases as reported per day as at 10<sup>th</sup> January 2021

## AGE-GENDER BREAKDOWN



**Figure 4:** Chart with age and gender breakdown of cases and deaths (WK10, 2020 – WK01, 2021)

## **IN FOCUS: Risk communication and community engagement**

The number of COVID-19 confirmed cases has increased by 37% percent in the last four weeks while the number of deaths increased by 13%. Four weeks prior to this (Epi week 46 and 50), the increment in number of cases and deaths were 12% and 3% respectively.

The public health response to the COVID-19 pandemic has been exacerbated by the poor adherence to public health and social measures. Many Nigerians do not wear face covering to protect themselves and attend mass gatherings where infection prevention and control protocols are not adhered to. These actions have contributed to the spread of the virus. Many persons with COVID-19 seem healthy and show no symptoms or signs but can easily transmit the virus to others.

The Nigeria Centre for Disease Control (NCDC) launched the [“take responsibility campaign”](#) although many Nigerians are still in a denial of the existence of COVID-19 because someone close to them is yet to be infected or died from the disease. The Yuletide season of Christmas and New Year may have contributed to the spread of the virus, because of increase in non-essential travels, mass gatherings with poor adherence to safety measures and other risky activities.

Indeed, the case fatality ratio (which is a measure of the number of persons who died among those infected) of COVID-19 is low in Nigeria. Notwithstanding, the death of a single person is a great loss to the nation, community, and family. This is not a disease of the affluent or persons living in urban areas. It affects everyone irrespective of age, gender, location, or socio-economic status.

The NCDC, Federal Ministry of Information and partners developed a [Risk Communication and Community Engagement \(RCCE\) strategy](#) to communicate effectively with the goal “to guide stakeholders at all levels and provide necessary guidance on communicating with the public so that communities can curtail the spread of COVID-19 in a sustainable approach”. We implore all stakeholders to use this document to effectively communicate with everyone.

We are all at risk, but we can all take responsibility in our respective communities, to prevent the risk of spread of COVID-19.

## RESPONSE

On 28<sup>th</sup> February 2020, a multi-sectoral Emergency Operations Centre (EOC) was activated at Level 3 which is the highest emergency level in Nigeria. This is led by NCDC in close coordination with the State Public Health EOCs (PHEOC) and through the deployment of **46** Rapid Response Teams (RRT) to states. Currently, response activities include:

- **Activated contact tracing monitoring team to engage with states for improvement in surveillance activities**
- **Ongoing collaboration with the National Primary Healthcare Development Agency (NPHCDA) to sensitise healthcare professional associations on COVID-19 vaccination and safety protocols**
- Deployed three National Rapid Response Teams (NRRT) to FCT, Kaduna and Lagos States
- Deployed additional 1200 Community Health Volunteers (CHVs) and 74 supervisors across 35 States and FCT
- Currently supporting active case search in Oyo and Lagos States
- Ongoing compilation of risk assessment reports from state teams including transcriptions of key informant interviews
- Ongoing intensive monitoring and supervision of health workers in facilities on the use of Personal Protective Equipment (PPE)
- Ongoing on the job refresher training for Infection Prevention and Control (IPC) trainers in all health facilities
- Ongoing high-volume testing at the National Reference Laboratory (NRL) of samples from Bauchi, Benue, Imo, Kaduna, Nasarawa, Plateau, Sokoto, Taraba & FCT
- Completed monthly distribution to States Ministries of Health and all health facilities for November/December 2020.
- Ongoing monthly distribution of materials and commodities to the laboratories in the network
- Continued media appearance on Human Rights Radio, WAZOBIA, Kano Radio and FM Enugu focusing discussions on the need for testing and compliance with COVID-19 protocols
- Currently supporting NPHCDA in demand generation for vaccination campaign

## PREPAREDNESS

Since the confirmation of the first case on 27<sup>th</sup> February 2020, the NCDC has released advisories and statements to help Nigerians and affected groups in particular to respond to the pandemic

- Update of [travel protocols](#) for all travellers into Nigeria from [UK and South Africa](#)
- NCDC recently launched the [Celebrate Responsibly](#) campaign in response to the increase in cases of coronavirus disease (COVID-19) and poor adherence to public health and social measures across the country: [Celebrate Responsibly and Save Lives – New Awareness Campaign for the Yuletide Season](#)
- Ahead of the Christmas and end of year festivity, NCDC published the [End-of-Year Travel Advisory on COVID-19](#)
- NCDC recently launched the [COVID-19 blog](#) for telling the stories of Nigeria’s response to the COVID-19 pandemic.
- NCDC published guidelines on 2020 National Youth Service Corps (NYSC) Orientation Camp activities in conjunction with PTF and NYSC: [Guidelines on 2020 National Youth Service Corps \(NYSC\) Orientation Camp activities](#)
- NCDC published guidance on the use of antigen RDTs: [Guidance on the use of Antigen Rapid Diagnostic Kits for diagnosis of SARS-CoV-2 infection in Nigeria](#)
- NCDC published guidance on safe school re-opening: [Public Health guidance for Safe School re-opening in Nigeria](#)
- NCDC published second interim guidance – Infection Prevention and Control: [Recommendations during health care provision for suspected and confirmed cases of COVID-19](#)
- NCDC recently published the first edition of a quick reference guide on setting up sample collection centre - [A step by step guide on setting up a sample collection centre](#)
- NCDC has launched an online course on [Infection, Prevention and Control \(IPC\) for COVID-19](#) NCDC eLearning platform
- Ahead of forthcoming elections in the country, NCDC has issued [Guidelines for Conducting Elections During the COVID-19 Outbreak in Nigeria](#).
- To protect our elders, and those with pre-existing medical conditions, NCDC has issued an [Advisory for Vulnerable Groups](#).
- NCDC has released [guidelines on the re-opening of places for worship](#).
- NCDC has released [Strategies to Improve Surveillance for COVID-19 Guidance for States](#)
- The Nigeria Police Force has released COVID-19 operational guidelines for the [Police and other Law Enforcement Agencies in Nigeria](#)
- Guidelines have been issued for the [safe transportation of remains of persons suspected or confirmed to have died of COVID-19](#)
- Information on diagnostics of the COVID-19 virus can be found in our [detailed FAQ document](#).
- To increase our testing capacity, NCDC has issued guidelines for the [integration of private labs](#).
- Guidelines for [businesses and employers](#) have been updated.
- NCDC has updated its [case definition](#) , [community case definition](#) and [case management guide](#).
- NCDC releases periodic [public health advisories](#) to Nigerians on the COVID-19 disease.
- To adhere to post-lockdown measures, NCDC has released an [advisory on the use of face masks](#), as well as information on the [Use of Cloth face masks](#) and [how to make your cloth face masks](#).
- NCDC has released guidelines for the [management of pregnant women and nursing mothers](#) during the pandemic.
- To address burials of loved ones who die from COVID-19, guidelines have been issued to advise on the [management of dead bodies](#).
- For health centres managing cases, the following documents have been released- a guideline for the [Rational Use of Personal Protective Equipment in the care of COVID-19 cases](#).
- As part of plans to increase the testing capacity of the country, the NCDC published a [National Strategy to Scale Up Access to Coronavirus Disease Testing in Nigeria](#) document.

- The Presidential Task Force has published policies and announcements on COVID-19 [available on the website of the Presidency](#) – including presidential addresses, task force updates and information on livelihood and economic support.

## INFORMATION RESOURCES

- Nigeria Centre for Disease Control: [www.covid19.ncdc.gov.ng](http://www.covid19.ncdc.gov.ng) | [www.ncdc.gov.ng](http://www.ncdc.gov.ng)
- Nigerian Presidency Website on COVID-19: [www.statehouse.gov.ng/COVID19](http://www.statehouse.gov.ng/COVID19)
- Africa CDC: [www.africa.cdc.org](http://www.africa.cdc.org) | <https://africacdc.org/covid-19/> (**source for Africa updates**)
- WHO Coronavirus Disease (COVID-19) Dashboard (**source for global updates**)  
<https://covid19.who.int/>