



COVID-19 SITUATION REPORT

BI-WEEKLY EPIDEMIOLOGICAL REPORT 10

Epi Week 35 – 36: 29th August – 11th September 2022

DATA AS REPORTED AND ACCURATE BY NCDC AS OF MIDNIGHT 11TH SEPTEMBER 2022

HIGHLIGHTS

- In weeks 35 & 36, the number of samples tested decreased to **17,472** from **20,643** reported in weeks 33 & 34. These were reported in **36** states and FCT (Table 1).
- In weeks 35 & 36, the number of confirmed cases increased to **1024 (5.8%)** from **860 (4.2%)** reported in weeks 33 & 34. These were reported in **15** states and FCT (Tables 1 & 2) based on **RDT & PCR testing**.
- In weeks 35 & 36, discharged cases decreased to **472** from **531** in weeks 33 & 34.
- **Seven** deaths, *Adamawa (6) and Edo (1) State were reported in the last two weeks (Tables 1 & 4).
- Cumulatively, since the outbreak began on Week 9, 2020, **264,495** cases and **3,155** deaths have been reported giving a case fatality rate (CFR) of **1.2%** (Tables 1 & 4).
- In weeks 35 & 36, the number of inbound international travellers tested was **1,403** of which **26 (1.9%)** were positive compared to **38 (2.3%)** (out of **1,675** tested) in weeks 33 & 34.
- In weeks 35 & 36, the number of outbound international travellers tested was **3,310** of which **210 (6.3%)** were positive compared to **416 (7.7%)** (out of **5,435** tested) in weeks 33 & 34.
- Worldwide, there have been **607,745,726** confirmed COVID-19 cases with **6,498,747** deaths giving a case fatality rate of **1.1%**. *Six reported deaths from Adamawa State were backlogs from Nov. 31, 2021 – Feb. 14, 2022.-

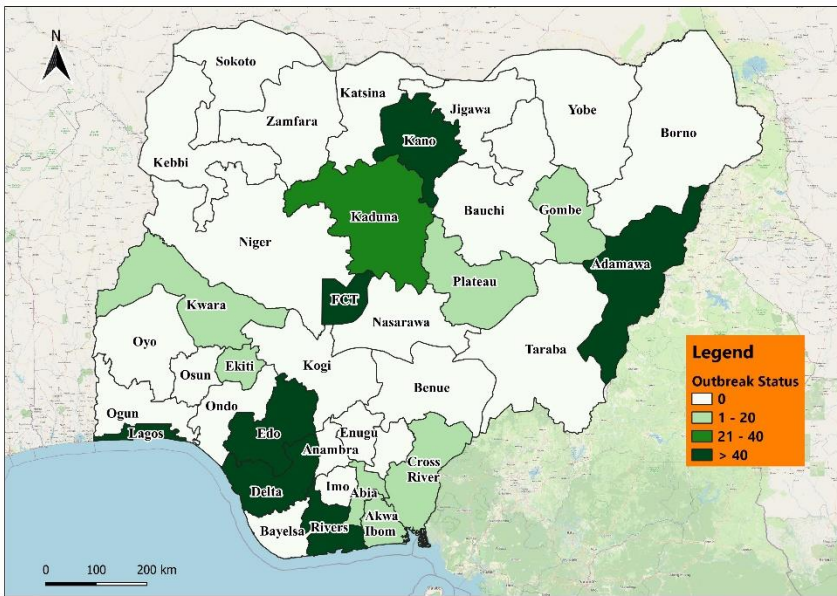


Fig 1. Distribution of cases (Epi Weeks 35 & 36, 2022 only)

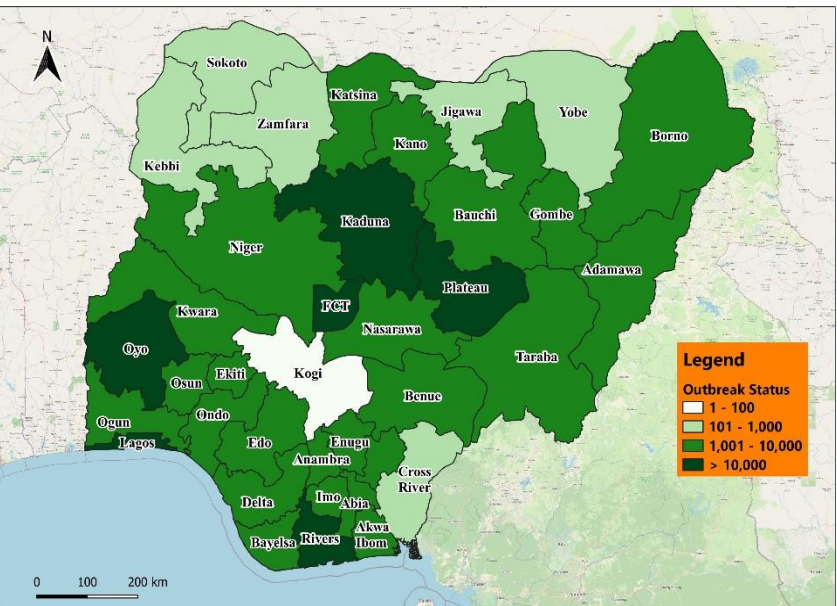


Fig 2. Distribution of cumulative cases as of Epi Week 36, 2022

GENERAL FACT SHEET – DATA AS OF 11TH SEPTEMBER 2022

Table 1: States with reported laboratory-confirmed COVID-19 cases, recoveries, deaths, samples tested and active cases.

STATE	CONFIRMED		RECOVERIES		DEATHS		ACTIVE CASES	TESTING	
	Total	Last 2 Weeks	Total	Last 2 Weeks	Total	Last 2 Weeks		Total	Last 2 Weeks
Abia	2,252	4	2,206	0	34	0	12	129,680	48
Adamawa*	1,309	106	1,140	37	38	6	131	41,618	516
Akwa Ibom	4,966	3	4,884	0	44	0	38	129,192	635
Anambra	2,825	0	2,760	0	19	0	46	65,890	26
Bauchi	1,994	0	1,947	0	24	0	23	44,258	0
Bayelsa	1,363	0	1,325	0	28	0	10	45,916	1
Benue	2,129	0	1,764	0	25	0	340	62,822	204
Borno	1,629	0	1,580	0	44	0	5	32,268	88
Cross River	883	6	852	4	25	0	6	34,147	12
Delta	5,684	51	5,170	0	112	0	402	140,441	2617
Ebonyi	2,064	0	2,004	0	32	0	28	43,693	3
Edo	7,905	84	7,541	143	322	1	42	183,678	239
*Ekiti	2,444	3	2,392	24	28	0	24	139,556	407
Enugu	2,952	0	2,910	0	29	0	13	85,884	223
FCT	29,288	101	28,873	59	249	0	166	729,084	2849
Gombe	3,313	3	3,239	1	66	0	8	123,671	39
Imo	2,655	0	2,590	0	58	0	7	97,605	79
Jigawa	669	0	649	0	18	0	2	35,899	0
Kaduna	11,549	37	11,431	43	90	0	28	233,741	448
Kano	5,313	128	5,013	23	126	0	174	174,637	558
Katsina	2,418	0	2,381	0	37	0	0	73,421	11
Kebbi	480	0	454	0	16	0	10	90,323	0
Kogi	5	0	3	0	2	0	0	19,158	1
Kwara	4,691	2	4,175	0	64	0	452	109,715	33
Lagos	103,650	397	101,977	0	771	0	877	1,365,211	4032
Nasarawa	2,777	0	2,345	0	39	0	393	49,291	25
Niger	1,183	0	998	0	20	0	165	37,775	58
Ogun	5,810	0	5,717	0	82	0	11	144,942	1322
Ondo	5,173	0	4,749	0	109	0	315	112,193	95
Osun	3,311	0	3,183	0	92	0	36	59,385	1192

STATE	CONFIRMED		RECOVERIES		DEATHS		ACTIVE CASES	TESTING	
	Total	Last 2 Weeks	Total	Last 2 Weeks	Total	Last 2 Weeks		Total	Last 2 Weeks
Oyo	10,326	0	10,118	1	202	0	6	135,393	77
Plateau	10,319	7	10,207	8	75	0	37	107,860	97
Rivers	17,857	91	17,574	129	155	0	128	502,895	1521
Sokoto	822	0	794	0	28	0	0	95,063	0
Taraba	1,474	1	1,377	0	34	0	63	35,156	4
Yobe	638	0	625	0	9	0	4	37,561	12
Zamfara	375	0	366	0	9	0	0	19,177	0
Total	264,495	1024	257,313	472	3,155	7	4,002	5,568,199	17,472

**103 of the 106 confirmed cases, and six (6) deaths reported in Adamawa were backlogs from Nov. 31, 2021 – Feb. 14, 2022*

Test type disaggregation (last two weeks)

Type	Number of tests done	Percentage of tests done
PCR	8,503	48.7%
RDT	8,969	51.3%
TOTAL	17,472	

Test type disaggregation (cumulative)		
Type	Number of tests done	Percentage of tests done
PCR	3,943,303	70.8%
RDT	1,625,914	29.2%
TOTAL	5,569,217	

PASSENGERS TESTS: Laboratories and COVID-19 tests
for Returning and Outbound Persons of Interest

LABORATORY	INBOUND
EVERIGHT DIAGNOSTIC & LABORATORY SERVICES LTD	141
MEDBURY	119
54GENE	111
AFRIGLOBAL	110
FUNBELL	103
BIOSENSORS MEDICAL DIAGNOSTICS	65
CEDARCREST HOSPITALS MOLECULAR LABORATORY	60
MEDICAID RADIO DIAGNOSTICS	56
BLUE COAT	55
CAPITOL HILL MOLECULAR LABORATORY	49
REDDINGTON ZAINE LAB	45
COOLSPRING	38
CLINIX HEALTHCARE	37
ARRIVE ALIVE	36
SYNLAB	33
DEXMIAN MOLECULAR LABORATORY AND DIAGNOSTICS SERVICES	29
WESTEND HOSPITAL MOLECULAR LABORATORY	29
LILY HOSPITAL LIMITED	25
TOBIS MOLECULAR DIAGNOSTICS LABORATORY	23
BIOLOGIX	22
GENEQUEST	22
DNA DIAGNOSTIC LABORATORY	20
EHA CLINICS LIMITED	19
DEMYHEALTH MOLECULAR LABORATORY	18
CLINA-LANCET	17
LIFEBRIDGE MEDICAL DIAGNOSTIC CENTER LTD	17
LIFECENTER	14
ME CURE	12
DDW MOLECULAR LABORATORIES	12
ZANKLI MEDICAL CENTRE	9
EDO SPECIALIST HOSPITAL	9
VCARE	6
NISA PREMIER-IFAIN MOLECULAR LABORATORY	6
ARAB INTERNATIONAL LABORATORY	5
IBOM MOLECULAR LABORATORY	5
MEDI-COM HEALTHCARE	4
EL-LAB MOLECULAR LAB	4
NIZAMIYE MOLECULAR LABORATORY	3
EVERCARE	3
SAHEL LABS	3
CENTOLAB	3
LABCREST LABORATORIES	3
LASUCOM	2
MEDILAG	1
GRAND TOTAL	1,403

LABORATORY	OUTBOUND
CLINIX HEALTHCARE	638
DEMYHEALTH	322
LIFE CENTER	242
MEDBURY	216
CEDARCREST HOSPITALS ABUJA	189
ARRIVE ALIVE	138
MEDBURY MEDICAL SERVICES	126
ZAINE LAB	121
MEDICAID	91
EVERIGHT DIAGNOSTICS (ABUJA)	90
DNA LABS KADUNA	69
54GENE LAGOS	67
MEDI-COM LABORATORY	65
SYNLAB	65
EHA CLINICS	63
E-CLINIC & DIAGNOSTICS	58
EVERIGHT DIAGNOSTICS (IMO)	54
54GENE ABUJA	43
CLINA-LANCET LABORATORIES ABUJA	39
VCARE	39
EVERCARE	37
ARAB LABS	33
EL-LAB MOLECULAR LAB	30
BIOLOGIX	29
ACCOUNS	26
EDO SPECIALIST HOSPITAL	25
EPICONSULT DIAGNOSTICS	25
GENEQUEST	23
BIOSENSORS MEDICAL DIAGNOSTICS	22
DEXMIAN MEDICAL LABORATORY	22
LILY LAB	21
NIZAMIYE	20
ME CURE	20
LABCREST	18
FUNBELL	18
COOLSPRING	17
HARLEY AND RAINBOW	17
THE LOVETT LAWSON MOLECULAR LAB	16
TOTAL LAB	15
IML	14
UNION DIAGNOSTICS	14
WESTEND HOSPITAL MOLECULAR LABORATORY	13
THE GENELAB	11
UNION DIAGNOSTICS IBADAN	11
CENTOLAB	9
ACCUNALYSIS	8
LANDMARK DIAGNOSTICS	8
BLUE COAT	7
54GENE OGUN	6
SAHEL MOLECULAR LABORATORY ABUJA	6
IBOM MOLECULAR LABORATORY	5
IFAIN	5
MEDILAG	5
ABUAD MSH	4
DNA LAB	4
CAPITOL HILL MOLECULAR LAB	3
DDW	3
THE SPECIALIST LAB	3
LASUCOM	2
TOTAL	3,310

Highlights of Non-performing Public and Private Laboratories within the NCDC Lab Network

S/N	LABORATORY	STATE	PUBLIC/PRIVATE	CURRENT STATUS
1	UN IOM	Lagos	Corporate	Reporting but data not accessible
2	UN IOM	FCT	Corporate	Reporting but data not accessible
3	AKTH	Kano	Public	Not testing
4	UNIOSUN	Osun	Public	Not testing
5	OOUTH	Ogun	Public	Not testing
6	SSH	Kogi	Public	Testing but no report
7	PLASVREC	Plateau	Public	Testing but not sequential
8	BUK	Kano	Public	Testing but no report
9	ZANKLI GX LAB	Nasarawa	Public	Testing but no report
10	YSSH	Yobe	Public	Not testing
11	UCTH	Cross River	Public	Not testing
12	TSSHJ	Taraba	Public	Testing but no report
13	USUMH	Borno	Public	Not testing
14	FMCK	Katsina	Public	Testing but no report
15	GH KAGARKO	Kaduna	Public	Testing but no report
16	DLHMH	Cross River	Public	Not testing
17	FMCG	Zamfara	Public	Testing but no report
18	SOBI IDH	Kwara	Public	Testing but no report
19	NASIDARC	Nasarawa	Public	Testing but no report
20	YDMH GENEXPERT	Kaduna	Public	Testing but no report
21	GH TAKUM	Taraba	Public	Testing but no report
22	MOBILE TRUCK GX	Kaduna	Public	Not testing
23	GH SAMINAKA	Kaduna	Public	Testing but no report
24	ACEGID	Osun	Public	Testing but no report
25	FMC BIDA	Niger	Public	Not testing
26	NVRI	Plateau	Public	Not testing
27	ABU	Kaduna	Public	Not testing
28	JUTH	Plateau	Public	Testing but no report
29	YDMSH	Kaduna	Public	Testing but no report
30	FMC BIRNIN KEBBI	Kebbi	Public	Testing but no report
31	UNTH	Enugu	Public	Testing but no report
32	MOGID	Bauchi	Public	Testing but no report
33	BRM	Bauchi	Public	Testing but no report
34	BML	Bayelsa	Public	Testing but no report
35	GH IKARA	Kaduna	Public	Testing but no report
36	WARRI LAB	Delta	Public	Testing but no report
37	DELTA MOBILE LAB	Delta	Public	Testing but no report
38	GAGH	Kaduna	Public	Testing but no report
39	FMC MAKURDI	Benue	Public	Not testing
40	FMCI	Taraba	Public	Testing but no report
41	BDTH	Kaduna	Public	Testing but no report
42	SEZTBRL AMACHARA	Abia	Public	Testing but no report
43	GH ONITSHA	Anambra	Public	Testing but no report
44	FMC YOLA	Adamawa	Public	Testing but no report
45	COOUTH	Anambra	Public	Testing but no report
46	FMC OWO	Ondo	Public	Testing but no report
47	UBTH	Edo	Public	Testing but no report
48	FMC KEFFI	Nasarawa	Public	Testing but no report
49	MOLECULAR LAB, MINNA	Niger	Public	Testing but no report
50	UDUTH	Sokoto	Public	Testing but no report
51	SPIYDH	Kaduna	Public	Testing but no report
52	FTHG	Gombe	Public	Not testing
53	KATCHEY	Delta	Corporate	Testing but no report
54	OGUN STATE MOL LAB	Ogun	Public	Testing but no report
55	AE-FETA	Ebonyi	Public	Testing but no report
56	UCH IBADAN	Oyo	Public	Testing but no report
57	UPTH	Rivers	Public	Testing but no report
58	NNRHL CAL	Cross River	Public	Testing but no report
59	NNRHL OJO	Lagos	Public	Testing but no report
60	161 NAFHL	Benue	Public	Testing but no report

NB: This refers to all testing not just travel-related testing. Ongoing COVID-19 laboratories network performance audit

DAILY CONFIRMED CASES – DATA AS OF 11TH SEPTEMBER 2022

Table 2: States with reported laboratory-confirmed COVID-19 cases daily over the last two weeks

CONFIRMED CASES	WEEK	29 th	30 th	31 st	1 st	2 nd	3 rd	4 th	5 th	6 th	7 th	8 th	9 th	10 th	11 th
	35 - 36	Aug	Aug	Aug	Sep	Sep	Sep	Sep	Sep	Sep	Sep	Sep	Sep	Sep	Sep
	TOTAL	Monday	Tuesday	Wednesday	Thursday	Friday	Saturday	Sunday	Monday	Tuesday	Wednesday	Thursday	Friday	Saturday	Sunday
Abia	4	0	0	3	0	0	0	1	0	0	0	0	0	0	0
Adamawa*	106	103	0	0	0	0	0	0	0	0	0	0	0	3	0
Akwa Ibom	3	0	0	0	0	0	3	0	0	0	0	0	0	0	0
Anambra	0	0	0	0	0	0	0	0	0	0	0	0	0	0	0
Bauchi	0	0	0	0	0	0	0	0	0	0	0	0	0	0	0
Bayelsa	0	0	0	0	0	0	0	0	0	0	0	0	0	0	0
Benue	0	0	0	0	0	0	0	0	0	0	0	0	0	0	0
Borno	0	0	0	0	0	0	0	0	0	0	0	0	0	0	0
Cross River	6	0	0	0	0	0	0	1	5	0	0	0	0	0	0
Delta	51	3	0	1	0	4	0	0	0	31	2	8	0	0	2
Ebonyi	0	0	0	0	0	0	0	0	0	0	0	0	0	0	0
Edo	84	0	42	0	0	0	0	0	0	0	0	0	0	0	42
Ekiti	3	0	0	1	0	0	0	0	0	0	1	0	0	1	0
Enugu	0	0	0	0	0	0	0	0	0	0	0	0	0	0	0
FCT	101	3	7	21	3	4	6	11	6	16	13	10	0	1	0
Gombe	3	0	0	0	0	0	0	0	0	0	3	0	0	0	0
Imo ^a	0	0	0	0	0	0	0	0	0	0	0	0	0	0	0
Jigawa	0	0	0	0	0	0	0	0	0	0	0	0	0	0	0
Kaduna	37	6	10	0	10	4	0	0	2	0	0	0	5	0	0
Kano	128	1	1	17	39	0	0	0	12	4	4	34	11	5	0
Katsina	0	0	0	0	0	0	0	0	0	0	0	0	0	0	0
Kebbi	0	0	0	0	0	0	0	0	0	0	0	0	0	0	0
Kogi	0	0	0	0	0	0	0	0	0	0	0	0	0	0	0

CONFIRMED CASES	WEEK 35 - 36	29 th Aug	30 th Aug	31 st Aug	1 st Sep	2 nd Sep	3 rd Sep	4 th Sep	5 th Sep	6 th Sep	7 th Sep	8 th Sep	9 th Sep	10 th Sep	11 th Sep
	TOTAL	Monday	Tuesday	Wednesday	Thursday	Friday	Saturday	Sunday	Monday	Tuesday	Wednesday	Thursday	Friday	Saturday	Sunday
Kwara	2	0	0	0	2	0	0	0	0	0	0	0	0	0	0
Lagos	397	41	26	29	19	31	20	17	27	51	39	20	22	30	25
Nasarawa	0	0	0	0	0	0	0	0	0	0	0	0	0	0	0
Niger	0	0	0	0	0	0	0	0	0	0	0	0	0	0	0
Ogun	0	0	0	0	0	0	0	0	0	0	0	0	0	0	0
Ondo	0	0	0	0	0	0	0	0	0	0	0	0	0	0	0
Osun	0	0	0	0	0	0	0	0	0	0	0	0	0	0	0
Oyo	0	0	0	0	0	0	0	0	0	0	0	0	0	0	0
Plateau	7	0	0	0	0	4	0	0	0	0	1	0	2	0	0
Rivers	91	5	5	10	5	12	1	0	3	4	39	2	2	2	1
Sokoto	0	0	0	0	0	0	0	0	0	0	0	0	0	0	0
Taraba	1	0	0	1	0	0	0	0	0	0	0	0	0	0	0
Yobe	0	0	0	0	0	0	0	0	0	0	0	0	0	0	0
Zamfara	0	0	0	0	0	0	0	0	0	0	0	0	0	0	0
Total	1024	162	91	83	78	59	30	30	55	106	102	74	42	42	70

***106 confirmed cases reported in Adamawa include backlog of 103 confirmed cases from Nov. 31, 2021 – Feb. 14, 2022**

DAILY RECOVERIES – DATA AS OF 11TH SEPTEMBER 2022

Table 3: States with reported case management confirmed COVID-19 recoveries daily over the last two weeks.

RECOVERIES	WEEK 35 - 36	29 th Aug	30 th Aug	31 st Aug	1 st Sep	2 nd Sep	3 rd Sep	4 th Sep	5 th Sep	6 th Sep	7 th Sep	8 th Sep	9 th Sep	10 th Sep	11 th Sep
	TOTAL	Monday	Tuesday	Wednesday	Thursday	Friday	Saturday	Sunday	Monday	Tuesday	Wednesday	Thursday	Friday	Saturday	Sunday
Abia	0	0	0	0	0	0	0	0	0	0	0	0	0	0	0
*Adamawa	37	37	0	0	0	0	0	0	0	0	0	0	0	0	0
Akwa Ibom	0	0	0	0	0	0	0	0	0	0	0	0	0	0	0
Anambra	0	0	0	0	0	0	0	0	0	0	0	0	0	0	0
Bauchi	0	0	0	0	0	0	0	0	0	0	0	0	0	0	0
Bayelsa	0	0	0	0	0	0	0	0	0	0	0	0	0	0	0
Benue	0	0	0	0	0	0	0	0	0	0	0	0	0	0	0
Borno	0	0	0	0	0	0	0	0	0	0	0	0	0	0	0
Cross River	4	0	0	0	0	0	0	0	4	0	0	0	0	0	0
Delta	0	0	0	0	0	0	0	0	0	0	0	0	0	0	0
Ebonyi	0	0	0	0	0	0	0	0	0	0	0	0	0	0	0
Edo	143	0	72	0	0	0	0	0	0	0	0	0	0	0	71
Ekiti	24	0	0	11	0	0	0	0	0	0	8	0	0	5	0
Enugu	0	0	0	0	0	0	0	0	0	0	0	0	0	0	0
FCT	59	0	10	15	13	9	0	0	12	0	0	0	0	0	0
Gombe	1	0	0	0	0	0	0	0	0	0	1	0	0	0	0
Imo	0	0	0	0	0	0	0	0	0	0	0	0	0	0	0
Jigawa	0	0	0	0	0	0	0	0	0	0	0	0	0	0	0
Kaduna	43	0	4	0	19	0	0	0	0	0	0	20	0	0	0
Kano	23	0	0	15	0	0	0	0	0	8	0	0	0	0	0
Katsina	0	0	0	0	0	0	0	0	0	0	0	0	0	0	0
Kebbi	0	0	0	0	0	0	0	0	0	0	0	0	0	0	0

RECOVERIES	WEEK 35 - 36	29 th Aug	30 th Aug	31 st Aug	1 st Sep	2 nd Sep	3 rd Sep	4 th Sep	5 th Sep	6 th Sep	7 th Sep	8 th Sep	9 th Sep	10 th Sep	11 th Sep
	TOTAL	Monday	Tuesday	Wednesday	Thursday	Friday	Saturday	Sunday	Monday	Tuesday	Wednesday	Thursday	Friday	Saturday	Sunday
Kogi	0	0	0	0	0	0	0	0	0	0	0	0	0	0	0
Kwara	0	0	0	0	0	0	0	0	0	0	0	0	0	0	0
Lagos	0	0	0	0	0	0	0	0	0	0	0	0	0	0	0
Nasarawa	0	0	0	0	0	0	0	0	0	0	0	0	0	0	0
Niger	0	0	0	0	0	0	0	0	0	0	0	0	0	0	0
Ogun	0	0	0	0	0	0	0	0	0	0	0	0	0	0	0
Ondo	0	0	0	0	0	0	0	0	0	0	0	0	0	0	0
Osun	0	0	0	0	0	0	0	0	0	0	0	0	0	0	0
Oyo	1	0	0	0	0	0	0	0	0	0	1	0	0	0	0
Plateau	8	0	0	0	0	8	0	0	0	0	0	0	0	0	0
Rivers	129	5	4	6	6	4	9	6	44	8	12	2	7	9	7
Sokoto	0	0	0	0	0	0	0	0	0	0	0	0	0	0	0
Taraba	0	0	0	0	0	0	0	0	0	0	0	0	0	0	0
Yobe	0	0	0	0	0	0	0	0	0	0	0	0	0	0	0
Zamfara	0	0	0	0	0	0	0	0	0	0	0	0	0	0	0
Total	472	42	90	47	38	21	9	6	60	16	22	22	7	14	78

***37 recoveries reported in Adamawa were backlog from 31st Nov 2021 – 14th Feb 2022**

DAILY FATALITIES – DATA AS OF 11TH SEPTEMBER 2022

Table 4: States with reported COVID-19 fatalities daily over the last two weeks

DEATHS	WEEK 35 - 36	29 th Aug	30 th Aug	31 st Aug	1 st Sep	2 nd Sep	3 rd Sep	4 th Sep	5 th Sep	6 th Sep	7 th Sep	8 th Sep	9 th Sep	10 th Sep	11 th Sep
	TOTAL	Monday	Tuesday	Wednesday	Thursday	Friday	Saturday	Sunday	Monday	Tuesday	Wednesday	Thursday	Friday	Saturday	Sunday
Abia	0	0	0	0	0	0	0	0	0	0	0	0	0	0	0
Adamawa*	6	6	0	0	0	0	0	0	0	0	0	0	0	0	0
Akwa Ibom	0	0	0	0	0	0	0	0	0	0	0	0	0	0	0
Anambra	0	0	0	0	0	0	0	0	0	0	0	0	0	0	0
Bauchi	0	0	0	0	0	0	0	0	0	0	0	0	0	0	0
Bayelsa	0	0	0	0	0	0	0	0	0	0	0	0	0	0	0
Benue	0	0	0	0	0	0	0	0	0	0	0	0	0	0	0
Borno	0	0	0	0	0	0	0	0	0	0	0	0	0	0	0
Cross River	0	0	0	0	0	0	0	0	0	0	0	0	0	0	0
Delta	0	0	0	0	0	0	0	0	0	0	0	0	0	0	0
Ebonyi	0	0	0	0	0	0	0	0	0	0	0	0	0	0	0
Edo	1	1	0	0	0	0	0	0	0	0	0	0	0	0	0
Ekiti	0	0	0	0	0	0	0	0	0	0	0	0	0	0	0
Enugu	0	0	0	0	0	0	0	0	0	0	0	0	0	0	0
FCT	0	0	0	0	0	0	0	0	0	0	0	0	0	0	0
Gombe	0	0	0	0	0	0	0	0	0	0	0	0	0	0	0
Imo	0	0	0	0	0	0	0	0	0	0	0	0	0	0	0
Jigawa	0	0	0	0	0	0	0	0	0	0	0	0	0	0	0
Kaduna	0	0	0	0	0	0	0	0	0	0	0	0	0	0	0
Kano	0	0	0	0	0	0	0	0	0	0	0	0	0	0	0
Katsina	0	0	0	0	0	0	0	0	0	0	0	0	0	0	0
Kebbi	0	0	0	0	0	0	0	0	0	0	0	0	0	0	0

DEATHS	WEEK 35 - 36	29 th Aug	30 th Aug	31 st Aug	1 st Sep	2 nd Sep	3 rd Sep	4 th Sep	5 th Sep	6 th Sep	7 th Sep	8 th Sep	9 th Sep	10 th Sep	11 th Sep
	TOTAL	Monday	Tuesday	Wednesday	Thursday	Friday	Saturday	Sunday	Monday	Tuesday	Wednesday	Thursday	Friday	Saturday	Sunday
Kogi	0	0	0	0	0	0	0	0	0	0	0	0	0	0	0
Kwara	0	0	0	0	0	0	0	0	0	0	0	0	0	0	0
Lagos	0	0	0	0	0	0	0	0	0	0	0	0	0	0	0
Nasarawa	0	0	0	0	0	0	0	0	0	0	0	0	0	0	0
Niger	0	0	0	0	0	0	0	0	0	0	0	0	0	0	0
Ogun	0	0	0	0	0	0	0	0	0	0	0	0	0	0	0
Ondo	0	0	0	0	0	0	0	0	0	0	0	0	0	0	0
Osun	0	0	0	0	0	0	0	0	0	0	0	0	0	0	0
Oyo	0	0	0	0	0	0	0	0	0	0	0	0	0	0	0
Plateau	0	0	0	0	0	0	0	0	0	0	0	0	0	0	0
Rivers	0	0	0	0	0	0	0	0	0	0	0	0	0	0	0
Sokoto	0	0	0	0	0	0	0	0	0	0	0	0	0	0	0
Taraba	0	0	0	0	0	0	0	0	0	0	0	0	0	0	0
Yobe	0	0	0	0	0	0	0	0	0	0	0	0	0	0	0
Zamfara	0	0	0	0	0	0	0	0	0	0	0	0	0	0	0
Total	7	7	0	0	0	0	0	0	0	0	0	0	0	0	0

**6 deaths reported from Adamawa State were backlogs from Nov. 31, 2021 – Feb. 14, 2022*

DAILY EPICURVE

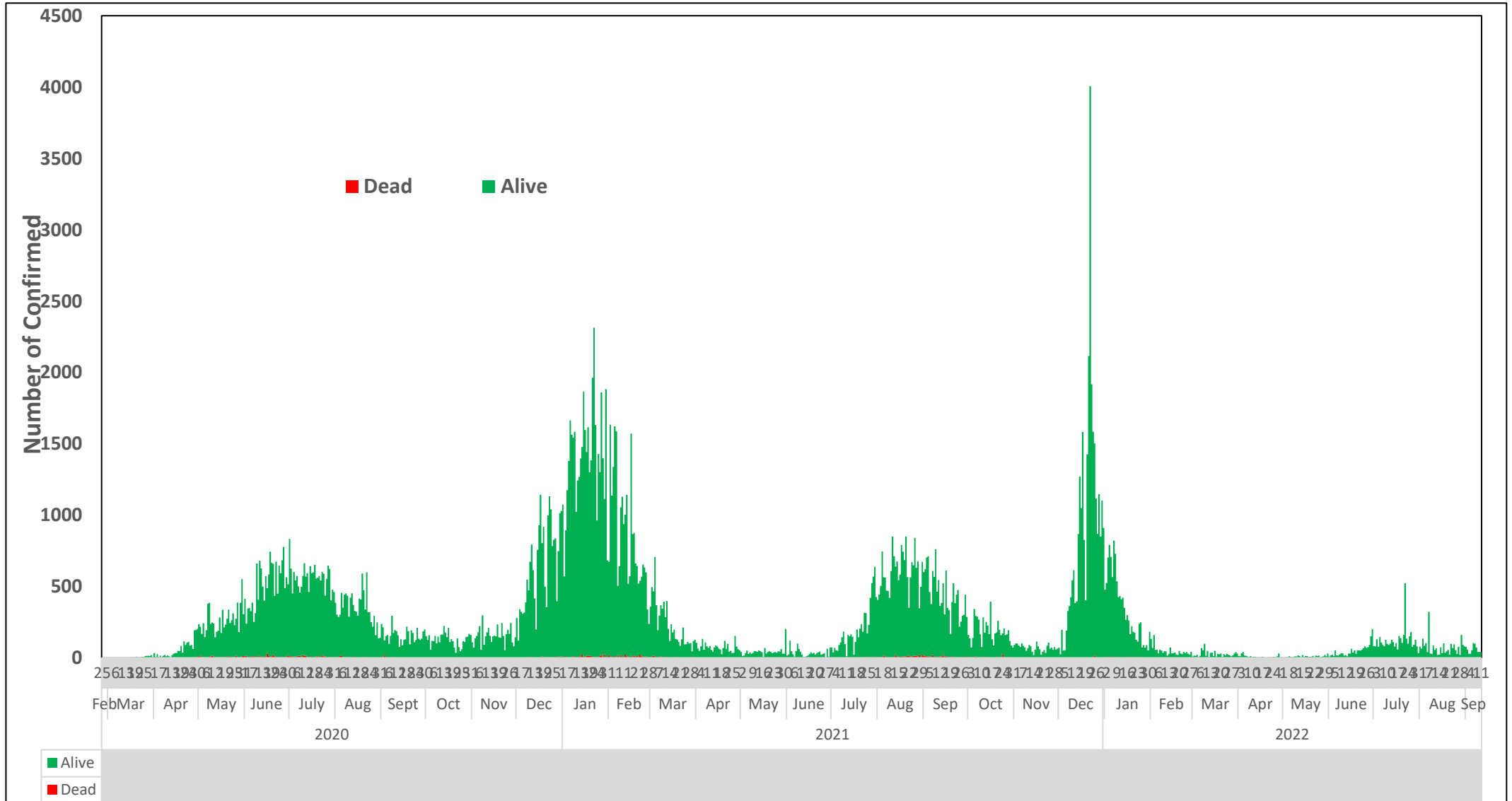


Figure 5: Daily epidemic curve of reported confirmed cases as of 11th September 2022

AGE-GENDER BREAKDOWN

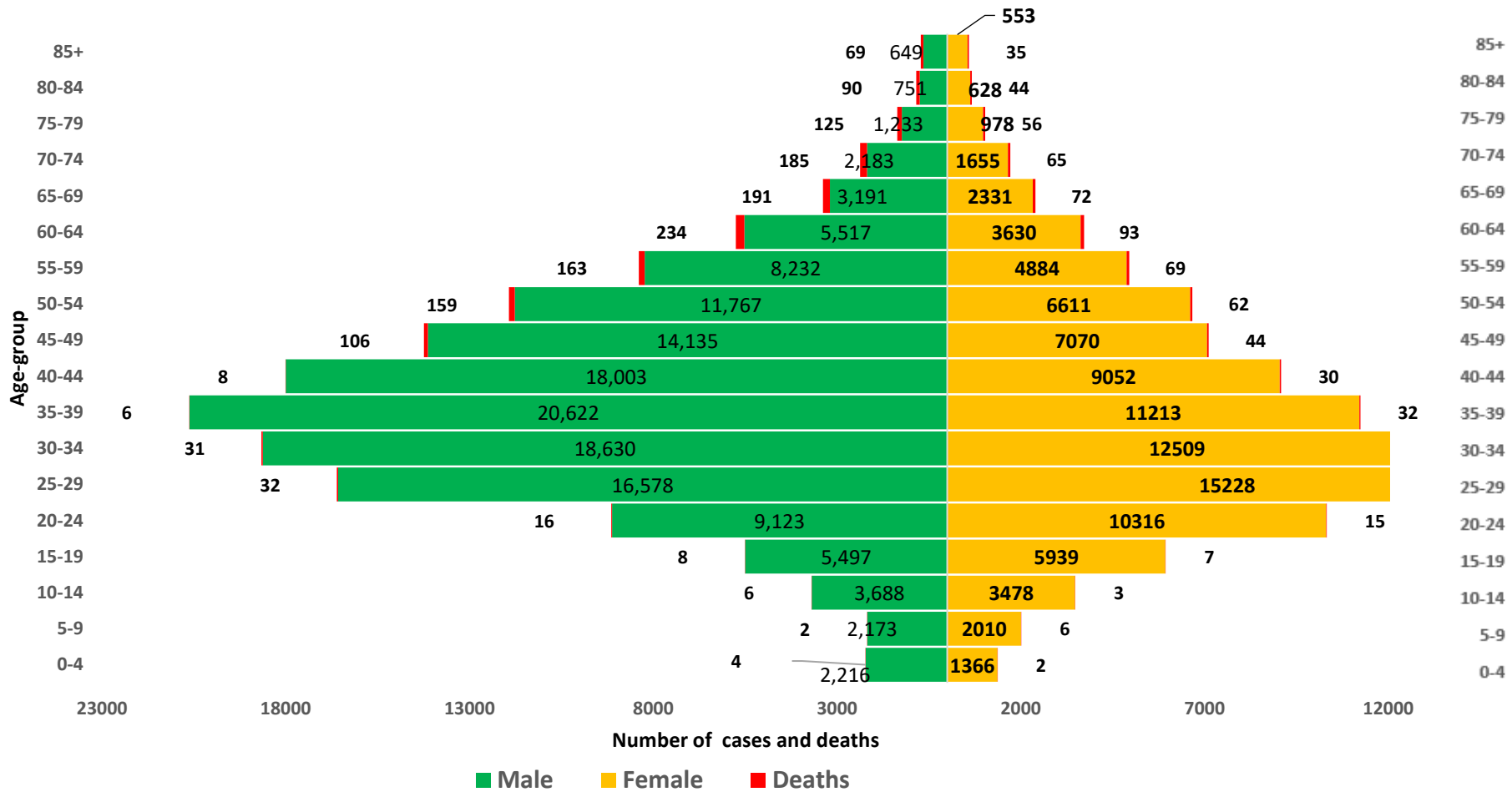


Figure 11: Age and gender distribution of cases and deaths (WK 10, 2020 – WK 36, 2022)

RESPONSE

On 28th February 2020, a multi-sectoral Emergency Operations Centre EOC was activated at Level 3 which is the highest emergency level in Nigeria. This is led by the NCDC in close coordination with the State Public Health Emergency Operations Centres and through the deployment of 62 Rapid Response Teams to states. The EOC presently operates at response level 2 and current response activities include:

COORDINATION

- **Ongoing preparation for enhanced risk communication and surge testing activities at the points of entry and communities as yuletide approaches.**
- **Integration of COVID-19 response activities into routine public health interventions such as surveillance, risk communication, testing etc.**
- **Continued engagement with states on weekly sitrep reporting.**
- **Continue to monitor global trends on COVID-19.**
- **Concluded review of the national guideline on case management for COVID-19**
 - Addition of Paxlovid and inclusion of pharmacovigilance
 - Inclusion of clinical reporting for more evidence-based decision making
 - Treatment consideration for lactating mothers etc.
 - Ongoing finalisation of the guideline
- **Ongoing ISS and data collection on functionality of isolation centres across Nigeria**
- **Ongoing training of health care workers on the safe use of approved Ag-based RDTs for COVID-19 diagnosis**
- **Ongoing technical evaluation of synchronization issues on SORMAS mobile application in 18 states**
- **Continue to follow up with states for reports, initial samples, contact tracing and challenges.**
- **Ongoing addition of laboratories to the network (optimization/activation) on a case-by-case basis**
- **Ongoing COVID-19 laboratory quality performance audit for existing labs in the network. Fifty-one (51) of the 154 laboratories in the network have been audited.**
- **Ongoing COVID-19 Ag-RDTs deployment/decentralization**
- **Conducted monitoring and supportive supervision visits on Third Wave COVID-19 Project supported by UNITAID**
- **Distributed COVID-19 RDT kits to Bayero University Kano, Federal Medical Centre (FMC) Owo & Sokoto State Ministry of Health (MoH)**
- **Completed Zonal Training of Trainers (TOT) on Medical Counter Measures (MCM) Supply Chain Management**
- **Conducted routine stock inventory & control management**
- **Completed distribution of RDT kits to Kano state ministry of health**
- **Reviewed COVID-19 posters developed by Water Aid to be used for campaign in Enugu and Bauchi States**
- **Ongoing discussion with WHO on the distribution of all available printed copies of Social and Behavior Change (SBC) materials to states**
- **Continue to integrate COVID-19 messages to activities in the states.**
- **Community listening and monitoring for COVID-19 updates and misinformation.**
- **Offsite support to state health promotion officers**

- Conducted scale-up of COVID-19 tests in US CDC supported states of Abia, Benue, Delta, Enugu, Ekiti, FCT, Gombe, Imo, Kaduna, Katsina, Kogi, Lagos, Nasarawa, Ogun, Ondo, Osun, Oyo, and Plateau
- Continued roll out of antigen based rapid diagnostic test kits in collaboration with partners
- Continued tracking and collation of data from states for strategic coordination
- Finalising report for the recently completed “Vaccine Hesitancy Study among Health Care Workers”
- Completed analysis of the just concluded COVID-19 Vaccine Effectiveness study and report will be submitted within the month
- Conducted oxygen assessment and advocacy visit to National Agency for Food Drug Administration and Control, Standard Organization of Nigeria, and Air Liquide in Lagos
- Ongoing enhanced surveillance at points of entry
- Ongoing monitoring and supervision of healthcare activities across health facilities
- Reviewed IPC workplan in health facilities in Kebbi State
- Ongoing routine monitoring and supervision of patient care activities in health facilities
- Ongoing integration of COVID-19 packages into other disease specific trainings and community sensitization
- Ongoing sequencing of qualified positive samples among travellers to Nigeria and positive cases detected in-country. ***Omicron variant remains the dominant circulating strain of SARS-CoV-2 in Nigeria***
- Ensured improved accountability for RDT-Kits distribution to states
- Ongoing quarterly commodity monitoring and stock verification exercise to reconcile data across states, check available stock balance and utilisation records
- Ongoing prepositioning of PPE and commodities at the sub-national level for labs, treatment centres, sample collection centres and other relevant facilities as preparedness for surge in cases
- Held infodemic management meeting with partners to address misinformation and disinformation challenges
- Completed stepdown Infodemic management training for subnational stakeholders in 12 states
- Develop IEC materials and messages for RDT testing
- Developed and disseminated health advisory on COVID-19 to the public
- Continue training states on demand creation for RDT testing
- Continue support to NPHCDA in the COVID-19 vaccination campaign

PREPAREDNESS

Since the confirmation of the first case on 27th February 2020, the NCDC has released advisories, guidelines, and statements to help Nigerians and affected groups to respond to the pandemic:

- To control spread of COVID-19 in Nigeria, NCDC has recently issued [“COVID-19 Public Health Advisory Amidst Increasing Case Numbers”](#)
- Presidential Steering Committee on COVID-19 updated the Implementation Guidelines for Easing COVID-19 Restrictions: http://covid19.ncdc.gov.ng/media/files/F5_-_IMPLEMENTATION_GUIDELINES_Ako.pdf

- NCDC revised and updated the [Nigeria International Travel Portal \(NITP\)](#)
- Presidential Steering Committee on COVID-19 updated the international travel protocol: http://covid19.ncdc.gov.ng/media/files/Revised_Travel_protocol_revised_2nd_April_2022.pdf
- Celebrate Responsibly Campaign: [NCDC Intensifies COVID-19 Awareness ahead of the Yuletide](#)
- NCDC issued a press release on the [detection of the first confirmed cases of omicron variant of SARS-CoV-2 in Nigeria](#)
- NCDC revised and updated the [Nigeria International Travel Portal \(NITP\)](#)
- Presidential Steering Committee on COVID-19 released a press statement on [Revised International Travel Protocol into Nigeria](#)
- NCDC published [COVID-19 safety guidelines for Conferences and Events in Nigeria](#)
- NCDC issued a press release on the [detection of the first confirmed case of delta variant of SARS-CoV-2 in Nigeria](#)
- Presidential Steering Committee on COVID-19 reviewed and published [Travel advisory for passengers arriving Nigeria from Brazil, India and Turkey to include South Africa](#)
- Presidential Steering Committee on COVID-19 published [Travel advisory for passengers arriving Nigeria from Brazil, India and Turkey](#)
- Presidential Steering Committee on COVID-19 published [Implementation guidelines for phased restriction of movement](#)
- NCDC published [One year of COVID-19 response in Nigeria](#)
- NCDC and NIMR publish [findings of COVID-19 household seroprevalence surveys in four states of Nigeria](#)
- NCDC published a [Statement on variants of SARS-CoV-2 in Nigeria](#)
- The Federal Ministry of Education (FME) and partners, PTF and NCDC have developed: [Guidance for integrated safe school re-opening 26th January 2021](#)
- COVID-19 Health Protection Regulation signed by President Muhammadu Buhari on 26th January 2021: [Coronavirus Disease \(COVID-19\) Health Protection Regulations 2021](#)
- NCDC published an updated [community case definitions for coronavirus disease 2019](#)
- The Federal Ministry of Health and NCDC published [COVID-19 Patient's handbook for home-based care in Nigeria](#)
- NCDC published an updated [case definitions for coronavirus disease](#)
- NCDC published [Guidance for the use of approved COVID-19 antigen-based rapid diagnostic tests in Nigeria](#)
- Update of [travel protocols](#) for all travellers into Nigeria from [UK and South Africa](#)
- NCDC recently launched the [Celebrate Responsibly](#) campaign in response to the increase in cases of coronavirus disease (COVID-19) and poor adherence to public health and social measures across the country: [Celebrate Responsibly and Save Lives – New Awareness Campaign for the Yuletide Season](#)
- Ahead of the Christmas and end of year festivity, NCDC published the [End-of-Year Travel Advisory on COVID-19](#)
- NCDC recently launched the [COVID-19 blog](#) for telling the stories of Nigeria's response to the COVID-19 pandemic.
- NCDC published guidelines on 2020 National Youth Service Corps (NYSC) Orientation Camp activities in conjunction with PTF and NYSC: [Guidelines on 2020 National Youth Service Corps \(NYSC\) Orientation Camp activities](#)
- NCDC published guidance on the use of antigen RDTs: [Guidance on the use of Antigen Rapid Diagnostic Kits for diagnosis of SARS-CoV-2 infection in Nigeria](#)
- NCDC published guidance on safe school re-opening: [Public Health guidance for Safe School re-opening in Nigeria](#)

- NCDC published second interim guidance – Infection Prevention and Control: [Recommendations during health care provision for suspected and confirmed cases of COVID-19](#)
- NCDC recently published the first edition of a quick reference guide on setting up sample collection centre - [A step by step guide on setting up a sample collection centre](#)
- NCDC has launched an online course on [Infection, Prevention and Control \(IPC\) for COVID-19](#) NCDC eLearning platform
- Ahead of forthcoming elections in the country, NCDC has issued [Guidelines for Conducting Elections During the COVID-19 Outbreak in Nigeria](#).
- To protect our elders, and those with pre-existing medical conditions, NCDC has issued an [Advisory for Vulnerable Groups](#).
- NCDC has released [guidelines on the re-opening of places for worship](#).
- NCDC has released [Strategies to Improve Surveillance for COVID-19 Guidance for States](#)
- The Nigeria Police Force has released COVID-19 operational guidelines for the [Police and other Law Enforcement Agencies](#) in Nigeria
- Guidelines have been issued for the [safe transportation of remains of persons suspected or confirmed to have died of COVID-19](#)
- Information on diagnostics of the COVID-19 virus can be found in our [detailed FAQ document](#).
- To increase our testing capacity, NCDC has issued guidelines for the [integration of private labs](#).
- Guidelines for [businesses and employers](#) have been updated.
- NCDC has updated its [case definition](#) , [community case definition](#) and [case management guide](#).
- NCDC releases periodic [public health advisories](#) to Nigerians on the COVID-19 disease.
- To adhere to post-lockdown measures, NCDC has released an [advisory on the use of face masks](#), as well as information on the [Use of Cloth face masks](#) and [how to make your cloth face masks](#).
- NCDC has released guidelines for the [management of pregnant women and nursing mothers](#) during the pandemic.
- To address burials of loved ones who die from COVID-19, guidelines have been issued to advise on the [safe burials](#)
- For health centres managing cases, the following documents have been released- a guideline for the [Rational Use of Personal Protective Equipment in the care of COVID-19 cases](#).
- As part of plans to increase the testing capacity of the country, the NCDC published a [National Strategy to Scale Up Access to Coronavirus Disease Testing in Nigeria](#) document.
- The Presidential Task Force has published policies and announcements on COVID-19 [available on the website of the Presidency](#) – including presidential addresses, task force updates and information on livelihood and economic support.

INFORMATION RESOURCES

- Nigeria Centre for Disease Control: www.covid19.ncdc.gov.ng | www.ncdc.gov.ng
- Nigerian Presidency Website on COVID-19: www.statehouse.gov.ng/COVID19
- WHO Coronavirus Disease (COVID-19) Dashboard (**source for global updates**) <https://covid19.who.int/>