

YELLOW FEVER SITUATION REPORT



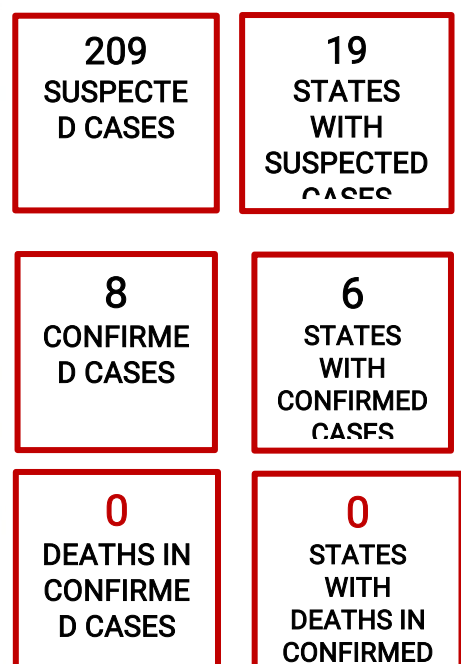
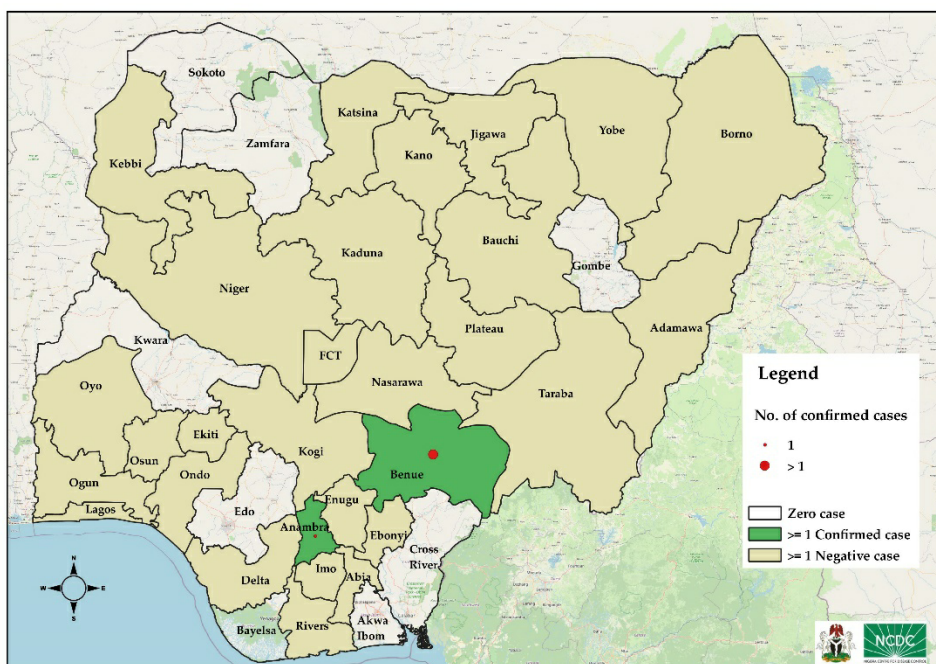
Serial Number: 006	September 2021 Monthly Sitrep
Epi Week:	35 - 39 as at 30 th September 2021
Reporting Month:	September, 2021

REPORTING MONTH: SEPTEMBER 2021

HIGHLIGHTS

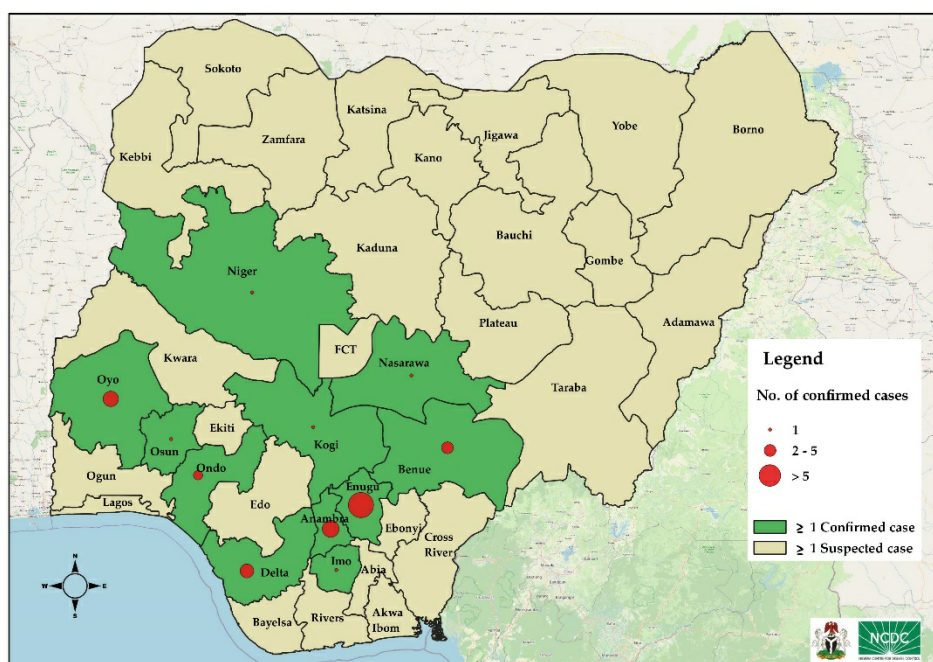
REPORTING PERIOD: SEPTEMBER 1ST – 30TH, 2021

- The Nigeria Centre for Disease Control (NCDC) continues to monitor reports of yellow fever cases in Nigeria.
- A total of 209 suspected cases were reported from 104 Local Government Areas (LGAs) across 19 states: Abia (3), Adamawa (10), Anambra (5), Bauchi (30), Benue (1), Borno (43), Ebonyi (5), Ekiti (2), Enugu (14), Gombe (4), Imo (11), Katsina (1) Lagos (3), Ogun (6), Ondo (19), Osun (4), Oyo (24), Taraba (8) and Yobe (16).
- A total of four presumptive positive results were recorded from Central Public Health Laboratory (CPHL) Lagos (3), and Maitama District Hospital (MDH) Abuja (1). The cases were reported from Ondo (2), Oyo (1), and Benue (1). Two (2) inconclusive results reported at the CPHL from Ondo (1) and Oyo (1) States
- Eight (8) new confirmed cases from Institut Pasteur (IP) Dakar from six states: **Anambra - 3**[Idemili South (1), Nnewi North (1), Awka South (1)], **Enugu -1** [Ezeagu (1)], **Nasarawa - 1**[Akwanga (1)], **Kogi -1** [Okene (1)], **Ondo -1**[Ifedore (1)] and **Oyo -1**[Orelope (1)]
- Three deaths were recorded among suspected cases from: Imo (1), Katsina (1) and Bauchi



CUMMULATIVE FOR 1ST JANUARY – 30TH SEPTEMBER, 2021

- Cumulatively from 1st January – 30th September 2021, a total of 1,518 suspected cases have been reported from 37 states including FCT in 428 LGAs
- The cases were reported from the following states: Abia (38), Adamawa [31], Akwa Ibom [5], Anambra [115], Bauchi [81], Bayelsa [25], Benue [35], Borno [166], Cross River [15], Delta [30], Ebonyi (31), Edo [46], Ekiti [8], Enugu [100], FCT Abuja [12], Gombe (6), Imo [58], Jigawa [30], Kaduna (3), Kano [20], Katsina [179], Kebbi [33], Kogi [16], Kwara [26], Lagos [8], Nasarawa [32], Niger [40], Ogun [26], Ondo [46], Osun [17], Oyo [62], Plateau [38], Rivers [19], Sokoto [6], Taraba [21], Yobe [80] and Zamfara [14] States
- All the suspected cases were reported from 428 LGAs across the 36 states and FCT. See Table (1)
- Total of 59 presumptive positive and 15 inconclusive samples were recorded from the Nigeria Laboratories
- Presumptive positives were recorded from CPHL Lagos (34), NRL Abuja (11), MDH Abuja (6), UNTH Enugu (7) and YDMH (1); these cases were reported from Anambra (12), Bauchi (2), Benue (5), Borno (5), Delta (5), Edo (1), Enugu (14), Imo (2), Kano (1), Katsina (1), Kebbi (1), Kogi (1), Kwara (1), Niger (1), Ondo (2), Oyo (5).
- Fifteen (15) Inconclusive results were reported CPHL (9), NRL (2), MDH (1) AND YDMH Kaduna (3), These cases were reported from Benue (1), Borno (1), Ebonyi (1), Edo (1), Enugu (2), Katsina (2), Nasarawa (1), Osun (1), Ondo (2), Oyo (1), Yobe (1) and Zamfara (1). These cases have been sent to IP Dakar for confirmation.
- Thirty-nine (39) confirmed cases have been reported from IP Dakar from: **Anambra-6** [Ekwusigo (1), Idemili North (1), Idemili South (1), Onitsha North (1), Nnewi North (1), Awka South (1)], **Benue-3** [Gwer West (2), Ushongo (1)], **Delta-4** [Aniocha South (1), Ika South (2), Patani (1)], **Enugu-14** [Nkanu East (11), Nkanu West (1), Udenu (1), Ezeagu (1)], **Imo-1** [Ideato North (1)], **Kogi -1** [Okene (1)], **Nasarawa -1**(Akwanga (1)), **Niger -1**[Munya (1)], **Oyo-5** [Ido (2), Ona ara (1), Orelope (1), Oyo East (1)] and **Ondo -2**[Ifedore (1), Ondo West (1), **Osun-1**[Irewole (1)]
- Fourteen (35.9%) of the 39 confirmed cases were from Enugu State
- Ten deaths were recorded from Adamawa (1), Anambra (2), Bauchi (1), Benue (1), Imo (2), Katsina (1), Kogi (1), and Osun (1) among suspected cases (CFR=0.7%)
- Two deaths among confirmed cases from Anambra (1) and Osun (1); CFR (5.1%)
- Male to female ratio was 1.2:1 with males 825 (54.4%) and females 693 (45.6%)
- Eighty percent of cases were predominantly aged 30 years and below
- One hundred and sixty-seven (11.0%) suspected cases had at least one dose of yellow fever



**11
STATES
WITH
CONFIRME**

Table 1: Summary of yellow fever cases in Nigeria as at Epi week 39 (September 30th), 2021.

State	# Suspected Cases	# LGAs with suspected cases	# LGAs with confirmed cases	Laboratory Results					Deaths	
				Samples positive (IgM) & Inconclusive in NG)	LGAs with positive (IgM) & Inconclusive in NG)	Confirmed Cases (PCR NG)	Confirmed Cases (IP Dakar)	Total Confirmed Cases	# Deaths among Confirmed Cases [CFR] (%)	# Deaths among All Cases [CFR](%)
Abia	38	10	-	-	-	-	-	-	-	-
Adamawa	31	14	-	-	-	-	-	-	-	1
Akwa Ibom	5	5	-	-	-	-	-	-	-	-
Anambra	115	20	6	12	9	-	6	6	1	2
Bauchi	81	11	-	2	2	-	-	-	-	1
Bayelsa	25	6	-	-	-	-	-	-	-	-
Benue	35	11	2	6	3	-	3	3	-	1
Borno	166	16	-	6	4	-	-	-	-	-
Cross River	15	11	-	-	-	-	-	-	-	-
Delta	30	10	3	5	3	-	4	4	-	-
Ebonyi	31	11	-	1	1	-	-	-	-	-
Edo	46	14	-	2	1	-	-	-	-	-
Ekiti	8	6	-	-	-	-	-	-	-	-
Enugu	100	16	4	16	5	-	14	14	-	-
FCT Abuja	12	4	-	-	-	-	-	-	-	-
Gombe	6	2	-	-	-	-	-	-	-	-
Imo	58	20	1	2	2	-	1	1	-	2
Jigawa	30	12	-	-	-	-	-	-	-	-
Kaduna	3	3	-	-	-	-	-	-	-	-
Kano	20	13	-	1	1	-	-	-	-	-
Katsina	179	30	-	3	2	-	-	-	-	1
Kebbi	33	14	-	1	1	-	-	-	-	-
Kogi	16	11	1	1	1	-	1	1	-	1
Kwara	26	12	-	1	1	-	-	-	-	-
Lagos	8	3	-	-	-	-	-	-	-	-
Nasarawa	32	9	1	1	1	-	1	1	-	-
Niger	40	18	1	1	1	-	1	1	-	-
Ogun	26	10	-	-	-	-	-	-	-	-
Ondo	46	13	2	4	2	-	2	2	-	-
Osun	17	10	1	1	1	-	1	1	1	1
Oyo	62	24	4	6	4	-	5	5	-	-
Plateau	38	13	-	-	-	-	-	-	-	-
Rivers	19	14	-	-	-	-	-	-	-	-
Sokoto	6	4	-	-	-	-	-	-	-	-
Taraba	21	7	-	-	-	-	-	-	-	-
Yobe	80	13	-	1	1	-	-	-	-	-
Zamfara	14	8	-	1	1	-	-	-	-	-
TOTAL	1,518	428(55%)	26 (3.4%)	74 (5%)	47 (6%)	0	39(3%)	39 (3%)	2 (5%)	10 (0.7%)

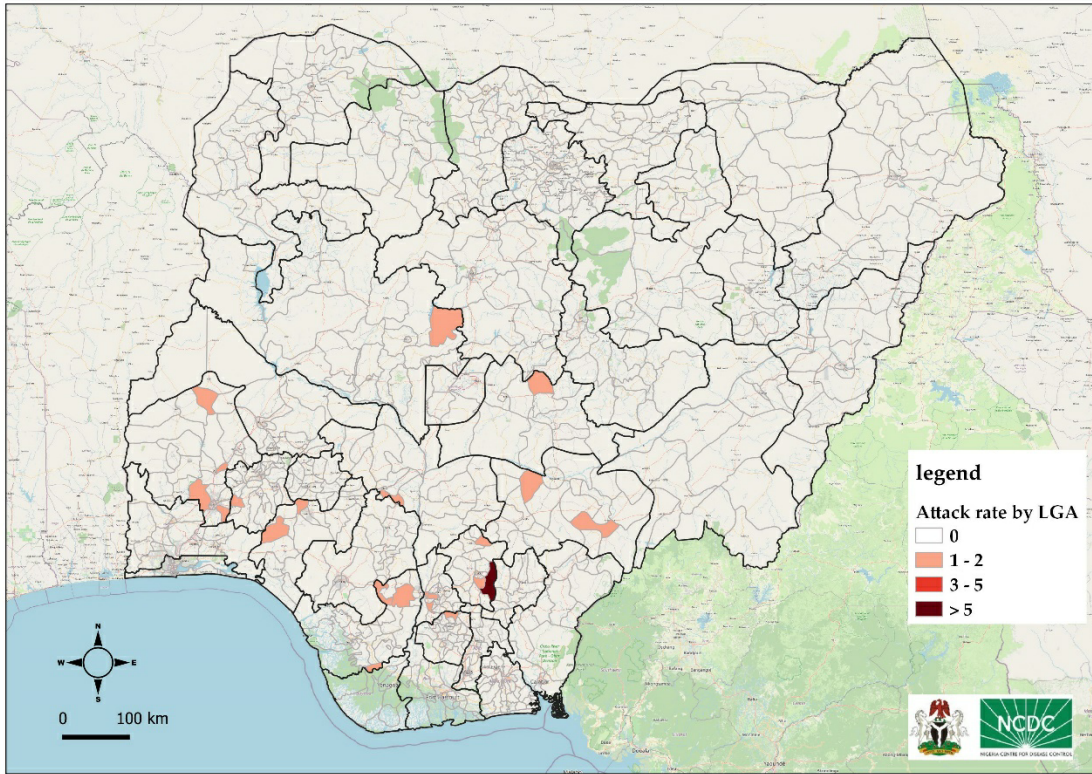


Figure 1: Map of Nigeria showing yellow fever outbreak attack rates in affected LGAs, Epi week 1 - 39, September, 2021

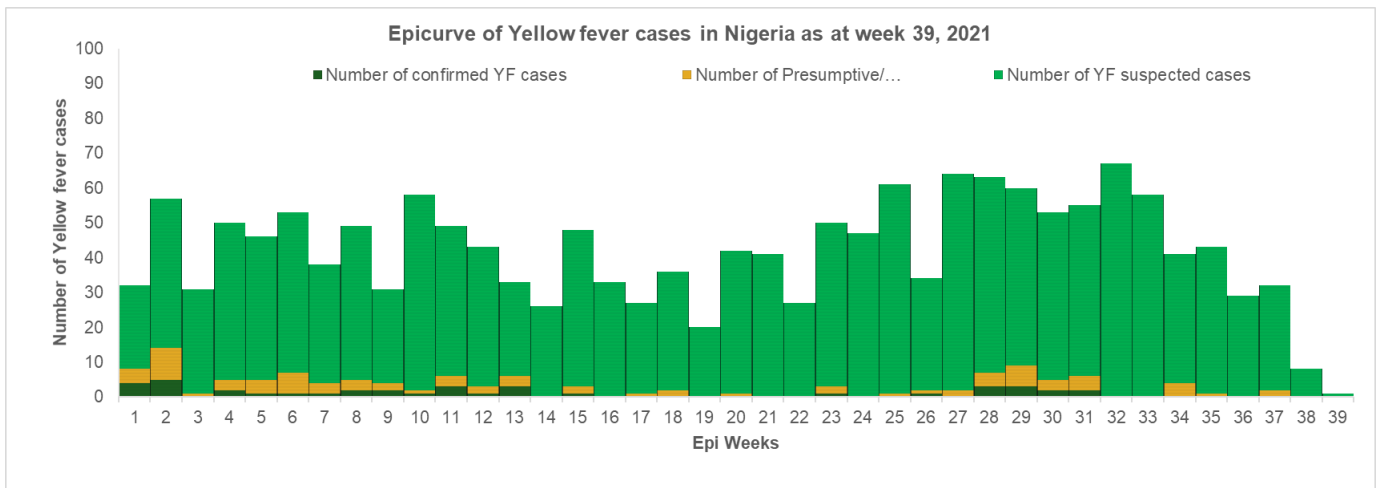


Figure 2: Epicurve of yellow fever cases in Nigeria as at Epi week 39 September 2021

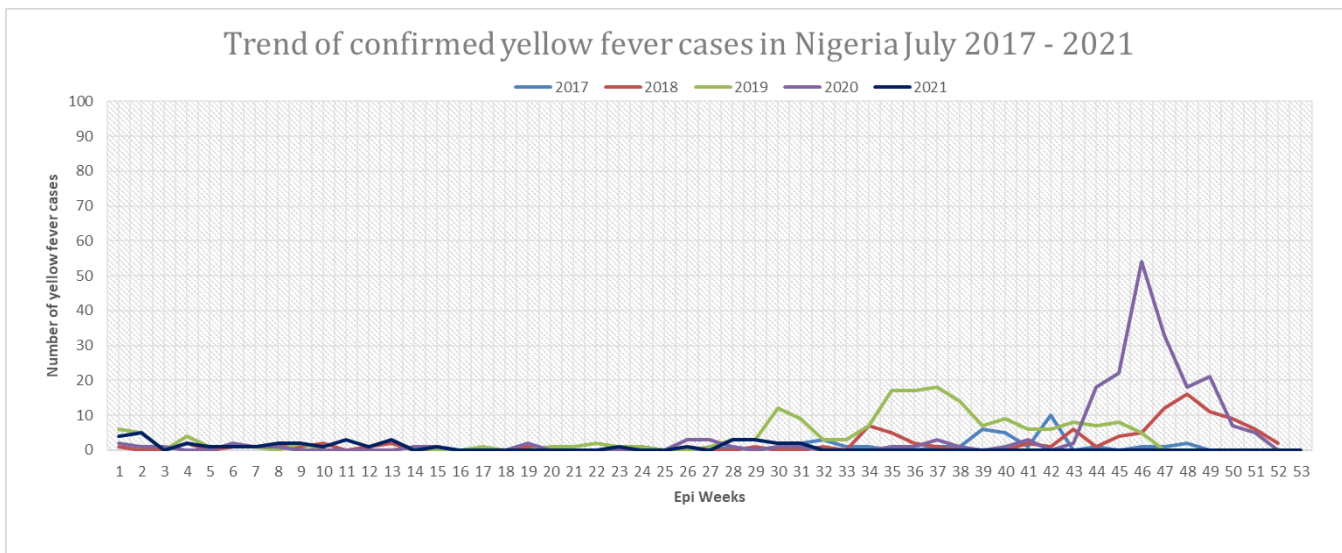


Figure 3: Trend of confirmed yellow fever cases in Nigeria 2017 – 2021

Enugu State

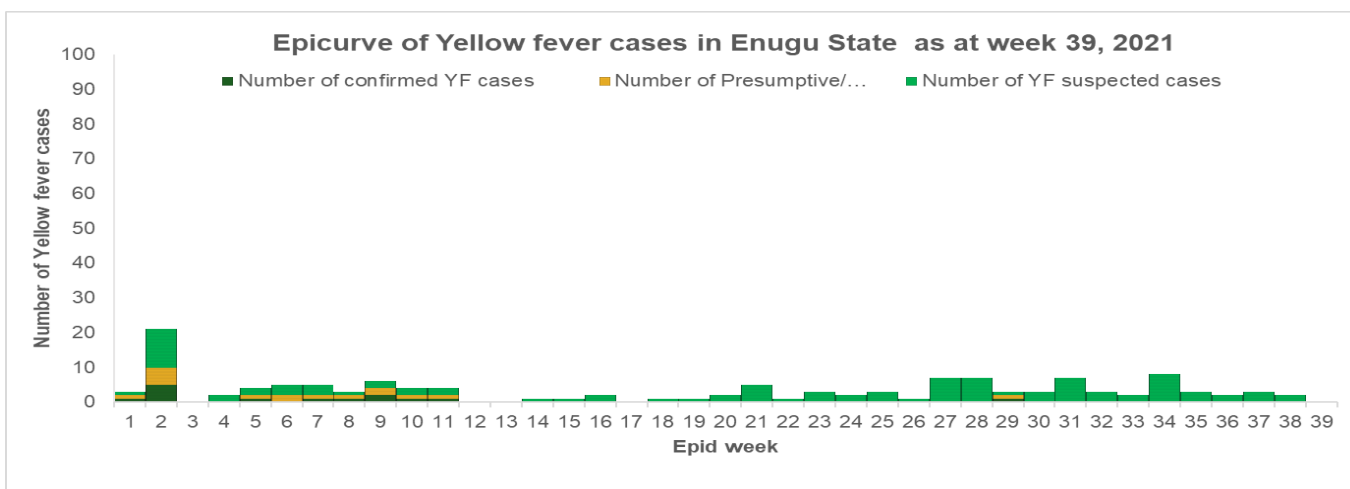


Figure 4a: Epicurve of yellow fever cases in Enugu State as at 30 September, 2021

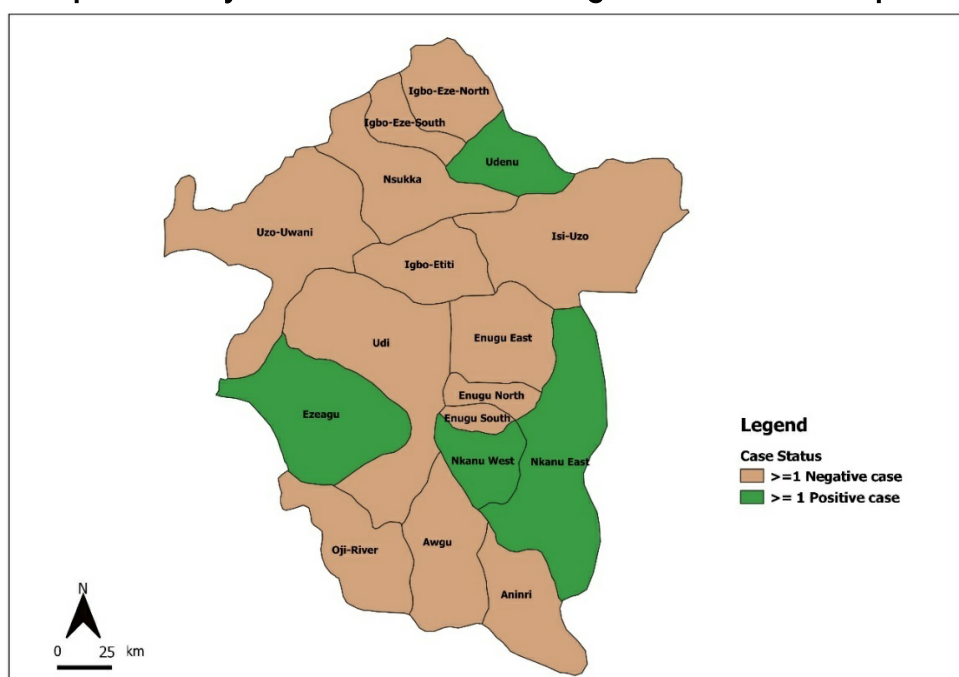


Figure 4b: Map of yellow fever cases in Enugu State as at 30 September, 2021

Partners

