

SITUATION REPORT

Nigeria Centre For Disease Control (NCDC)

www.ncdc.gov.ng

PLOT 800 EBITU UKIWE STREET, JABI ABUJA, NIGERIA. TOLL FREE CALL: 0800-970000-10. E: info@ncdc.gov.ng

@NCDCgov

TITLE:	2019 LASSA FEVER OUTBREAK SITUATION REPORT
SERIAL NUMBER:	28
EPI-WEEK:	28
DATE:	14 th July 2019

HIGHLIGHTS

- In the reporting week 28 (8th – 14th July, 2019) **seven** new confirmedⁱⁱ cases were reported from three states – Edo(4), Ondo(2) and Bauchi(1) states, **one** new death from Edo state
- From 1st January to 14th July, 2019, a total of 3043 **suspected**ⁱ cases have been reported from 22 states. Of these, **622 were confirmed positive**, 17 probable and 2404 negative (not a case)
- Since the onset of the 2019 outbreak, there have been **140** deaths in confirmed cases. Case fatality ratio in confirmed cases is 22.5%
- Twenty-two (22) States (Edo, Ondo, Bauchi, Nasarawa, Ebonyi, Plateau, Taraba, FCT, Adamawa, Gombe, Kaduna, Kwara, Benue, Rivers, Kogi, Enugu, Imo, Delta, Oyo, Kebbi, Cross River and Zamfara) have recorded at least one confirmed case across 83 Local Government Areas - *Figure 1*
- 92% of all confirmed cases are from Edo(37%), Ondo(29%), Ebonyi(8%), Bauchi(7%), Taraba(6%) and Plateau(6%) states- *Figure 1*
- Predominant age-group affected is 21-40 years (Range: >1 month to 97 years, Median Age: 36 years) - *Figure 6*
- The male to female ratio for confirmed cases is 1:1 - *Figure 6*
- In the reporting week 28, no new health care worker was affected. A total of **eighteen health care workers** have been infected since the onset of the outbreak in nine States – Edo (7), Ondo (3), Ebonyi (2), Enugu (1), Rivers (1), Bauchi (1) Benue (1), Plateau (1) and Kebbi(1) with two deaths in Enugu and Edo States
- Sixteen (16) patients are currently being managed at various treatment centres across the country: Irrua Specialist Teaching Hospital(ISTH) treatment Centre (8), Federal Medical Centre, Owo (6), Bauchi(1) and Kebbi(1)
- A total of **7763** contacts have been identified from 9 States. Of these 519(6.7%) are currently being followed up, 7168(92.3%) have completed 21 days follow up, while 12(0.2%) were lost to follow up. 127 symptomatic contacts have been identified, of which **64**(50.4%) have tested positive
- National Lassa fever multi-partner, multi-sectoral Technical Working Group (TWG) continues to coordinate response activities at all levels

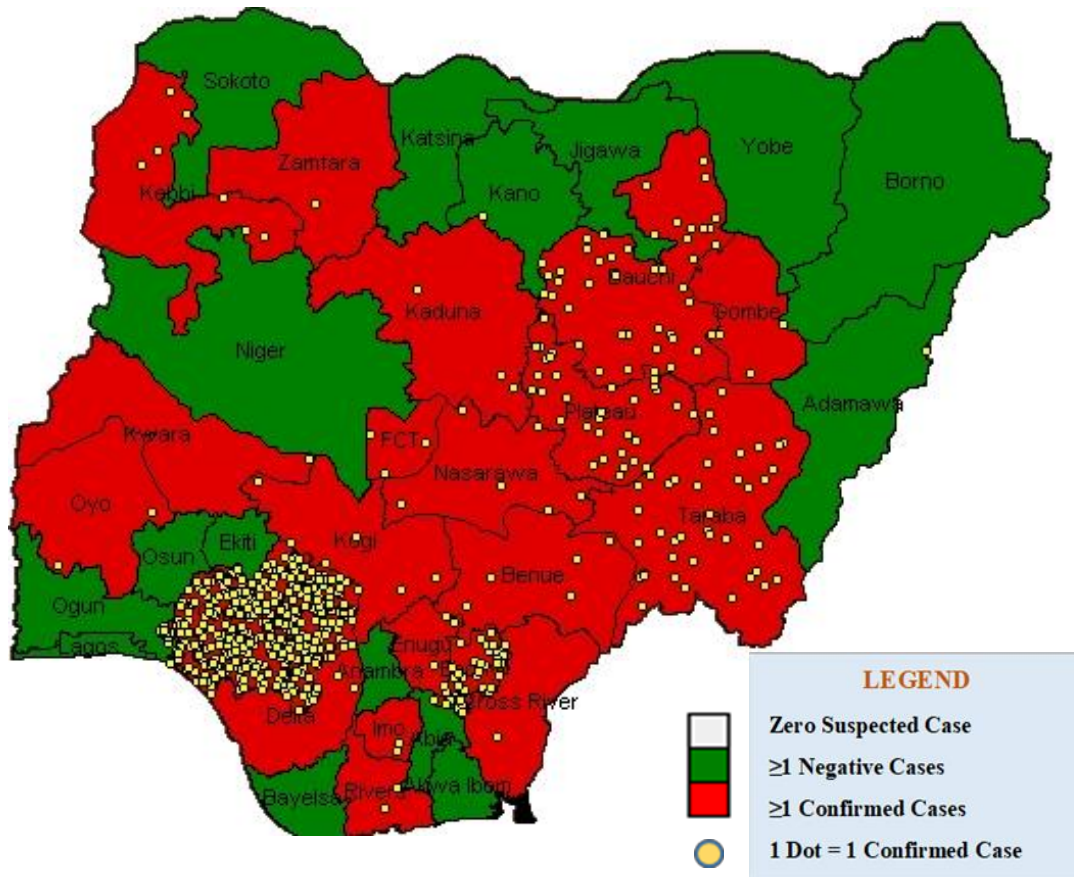


Figure 1. Distribution of Confirmed Lassa Fever cases in Nigeria as at 14th July, 2019

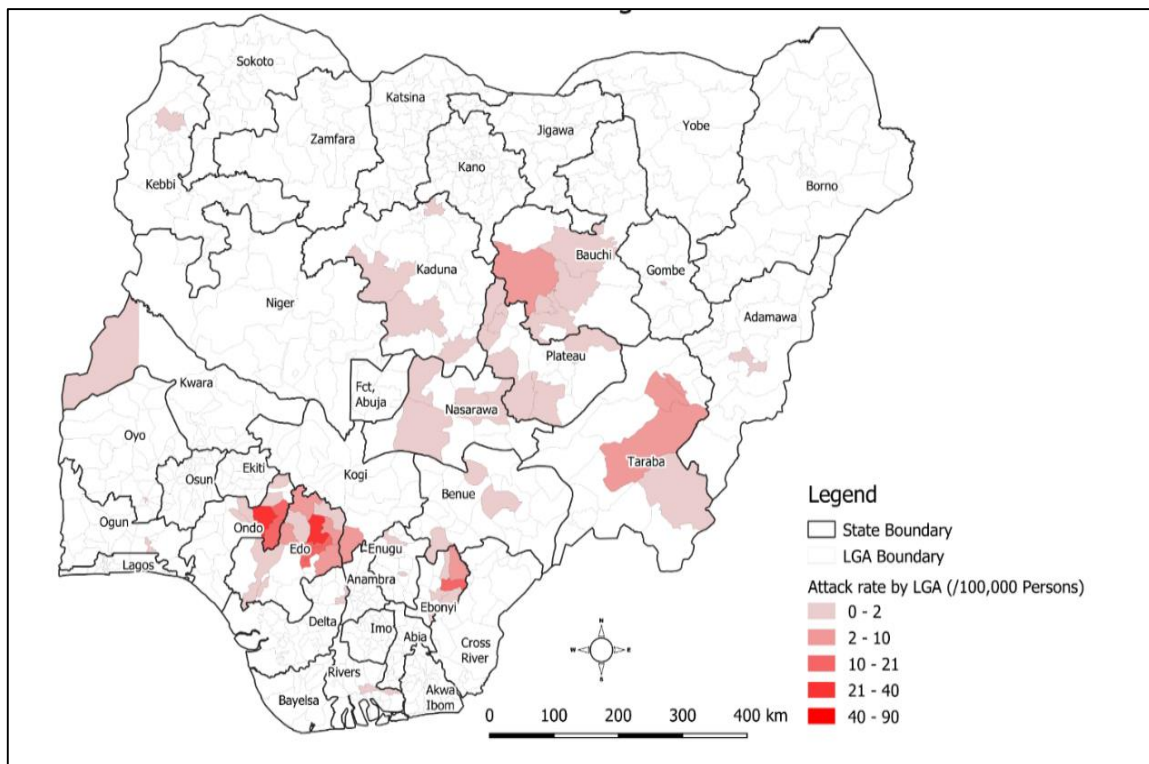


Figure 2. LGA attack rate of confirmed Lassa fever cases in Nigeria as at 14th July, 2019

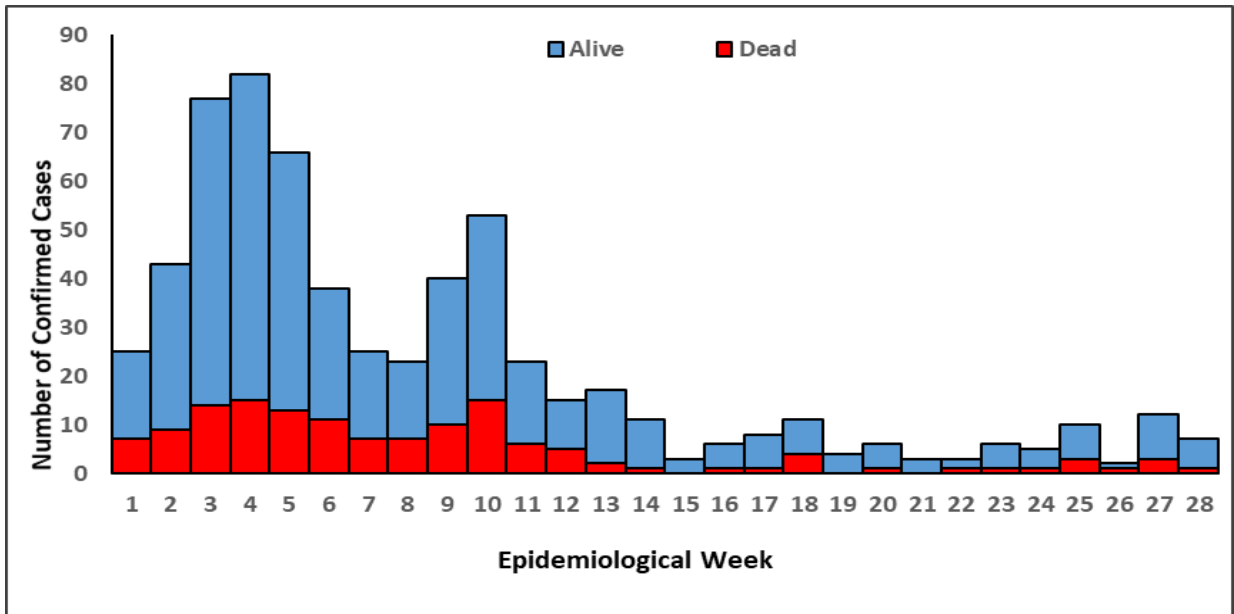


Figure 3. Epicurve of Lassa fever Confirmed Cases (622) in Nigeria - week 01-28, 2019

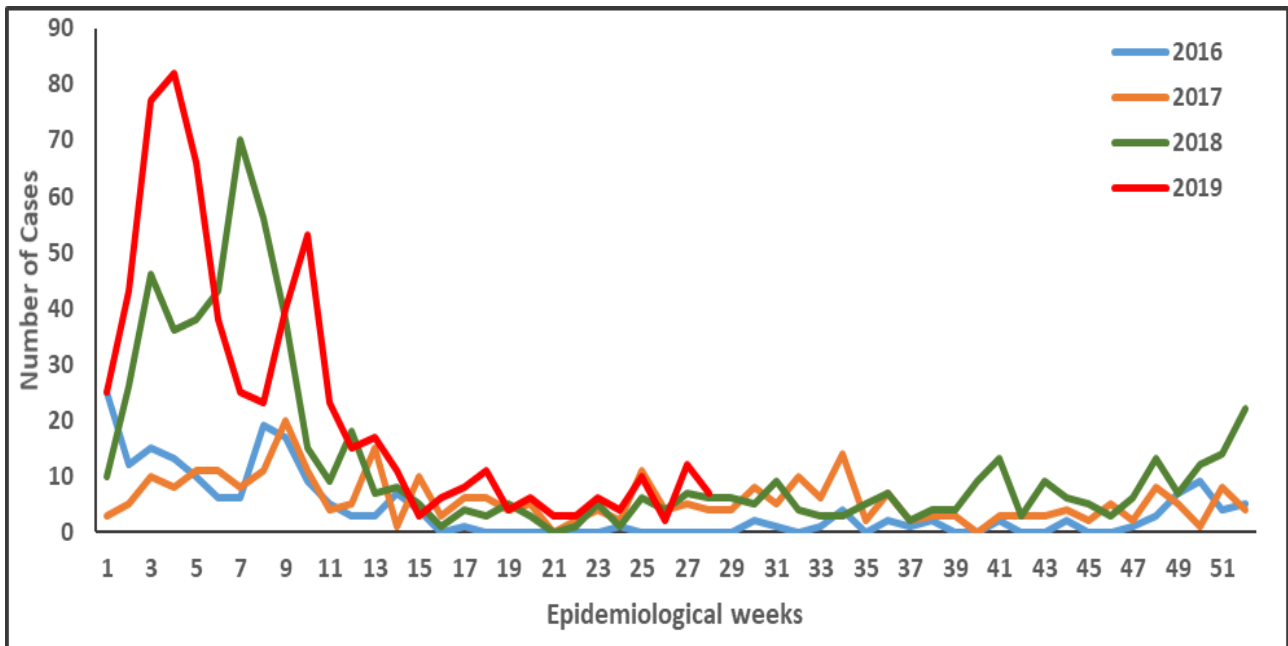


Figure 4. Weekly trends of Lassa fever Confirmed Cases in Nigeria, 2016/week 01-2019/week 28

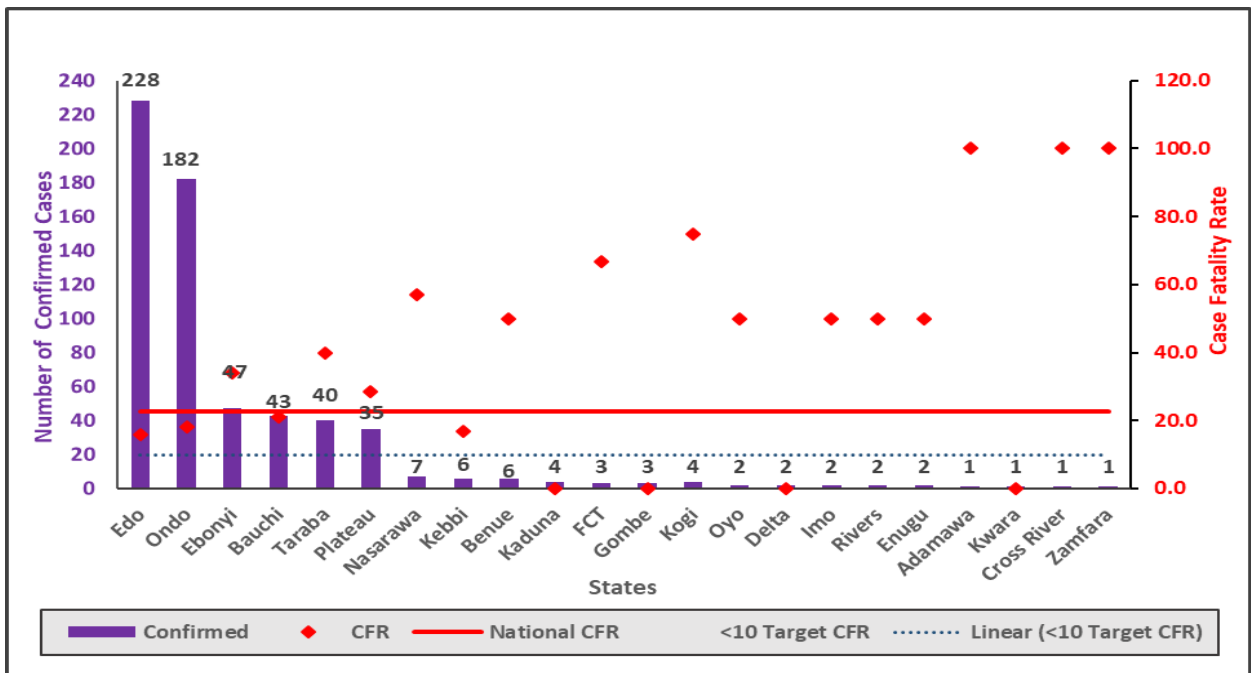


Figure 5. Confirmed Lassa fever cases in Nigeria with state specific Case Fatality Rates (CFR) as at 14th July, 2019

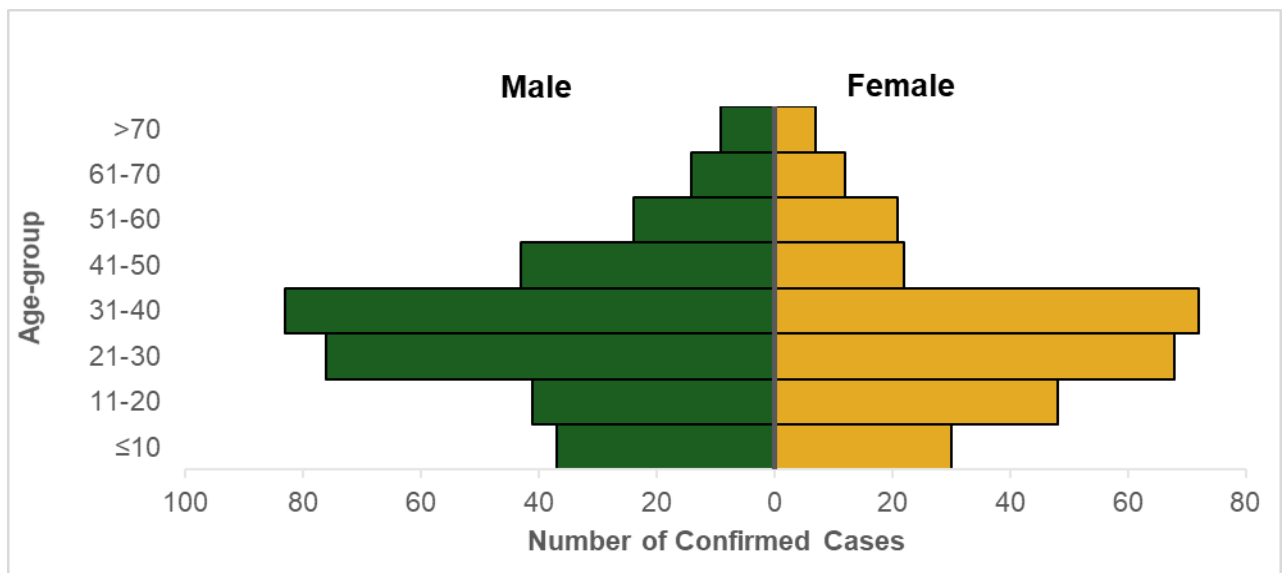


Figure 6. Age-Sex distribution of Confirmed Lassa fever cases in Nigeria as at 14th July, 2019

ⁱSuspected case describes any individual presenting with one or more of the following: malaise, fever, headache, sore throat, cough, nausea, vomiting, diarrhoea, myalgia, chest pain, hearing loss and either a. History of contact with excreta or urine of rodents b. History of contact with a probable or confirmed Lassa fever case within a period of 21 days of onset of symptoms OR Any person with inexplicable bleeding/hemorrhagia.

ⁱⁱAny suspected case with laboratory confirmation (positive IgM antibody, PCR or virus isolation)

ⁱⁱⁱAny suspected case (see definition above) who died or absconded without collection of specimen for laboratory testing

^{iv} “Active” means where there has been at least one confirmed case, and contacts within 21 days post exposure

Disclaimer – The information contained in this document is confidential, privileged and only for the intended recipient and may not be used, published or redistributed to the public. A redacted version is available on

<http://ncdc.gov.ng/diseases/sitreps>